

***CITY OF BARTLESVILLE, OKLAHOMA  
2016-2017 BUDGET***



**Prepared by:**

Ed Gordon  
City Manager

Mike Bailey, CPA  
Administrative Director/CFO

Jason Muninger  
Internal Services Supervisor

Alicia Shelton  
Accountant

*PAGE LEFT BLANK INTENTIONALLY*

# **TABLE OF CONTENTS**

## **Table of Contents**

### **Introduction**

Mayor and City Council.....	i
Mission Statement and City Management Staff.....	ii
Organizational Chart .....	iii
City Manager’s Budget Message .....	iv-x

### **Community Profile**

General Information .....	1
A Brief History of Bartlesville, Oklahoma .....	2-3
Miscellaneous Statistics .....	4-6
Community Calendar .....	7
Local Attractions .....	8-14

### **Budget and Accounting Overview**

Financial Policies .....	15
Budget and Accounting Process.....	16-19
Description of Funds .....	20
Appropriated Funds:	
General Fund .....	20
Special Revenue Funds .....	20-22
Debt Service Fund .....	22
Capital Projects Funds.....	22-24
Enterprise Funds.....	25
Internal Service Funds.....	26
Expendable Trust Funds.....	26
Nonappropriated Funds:	
Agency Funds.....	27
Discretely Presented Component Units.....	28
Blended Component Units .....	28-29
Fund Organization.....	30-33
Budget Calendar .....	34

### **Financial Summary**

Description of Major Revenue Sources .....	35-46
All Funds Personnel Summary.....	47
Capital Expenditures Summary.....	48-53
Debt Service Calculations and Information .....	54
General Obligation Bonds .....	54-56

# **TABLE OF CONTENTS**

(continued)

Revenue Bonds .....	56-58
Current and Prior Years' Revenue Summary by Fund Type .....	59-65
Current and Prior Years' Expenditure Summary by Fund Type .....	66-72
Estimated Change in Fund Equity – All Funds.....	73-76
Percentage Change from Prior Budget – General and Enterprise.....	77-82

## **General Fund**

General Fund Expenditure Graphs .....	83
General Fund Expenditure Summary by Function.....	84
General Fund Expenditure Summary by Line Item .....	85-86
General Fund Revenue Graphs .....	87
General Fund Revenue Summary by Source .....	88
General Fund Personnel Summary.....	89
General Fund Detail by Departments:	
City Council.....	90-91
Administration .....	92-95
Accounting and Finance .....	96-98
Legal .....	99-101
Building and Neighborhood Services.....	102-105
Building Maintenance.....	106-108
General Services .....	109-110
Cemetery.....	111-114
Community Development.....	115-118
Tech Services.....	119-120
Engineering.....	121-124
Fleet Maintenance.....	125-127
Fire .....	128-131
Police .....	132-135
Street.....	136-139
Library .....	140-143
Museum .....	144-147
Park and Recreation.....	148-151
Transfers .....	152-153

## **Special Revenue Funds**

Special Revenue Funds Expenditure Graphs .....	154
Special Revenue Funds Expenditure Summary by Fund.....	155
Special Revenue Funds Expenditure Summary by Line Item .....	156-157
Special Revenue Funds Revenue Graphs.....	158
Special Revenue Funds Revenue Summary by Source .....	159
Special Revenue Funds Personnel Summary.....	160

# **TABLE OF CONTENTS**

(continued)

## Special Revenue Funds Detail by Fund:

Economic Development.....	161-163
E-911.....	164-168
Special Library.....	169-173
Special Museum.....	174-178
Municipal Airport .....	179-181
Harshfield Library Donation .....	182-184
Restricted Revenue .....	185-188
Golf Course Memorial.....	189-192
JAG.....	193-195
COPS Grant .....	196-198
Neighborhood Park.....	199-201
Cemetery Perpetual Care .....	202-204
Memorial Stadium Operating .....	205-208

## **Debt Service Fund**

Debt Service Fund Expenditure Graphs.....	209
Debt Service Fund Revenue Graphs .....	210
Debt Service Fund Summary .....	211
Debt Service Fund Summary by Function or Source .....	212

## **Capital Project Funds**

Capital Project Funds Expenditure Graphs .....	213
Capital Project Funds Revenue Graphs.....	214
Capital Project Funds Expenditure Summary by Fund or Source .....	215
Capital Project Funds Capital Outlay Summary .....	216
Capital Project Funds Detail by Fund:	
Capital Improvements – Sales Tax .....	217-225
Capital Improvements – Park and Recreation .....	226-228
Capital Improvements – Wastewater.....	229-231
Capital Improvements – Wastewater Regulatory .....	232-234
Capital Improvements – City Hall.....	235-237
Capital Improvements – Storm Sewer.....	238-240
Community Development Block Grant .....	241-243
2008B G.O. Bond .....	244-246
2009 G.O. Bond.....	247-249
2010 G.O. Bond.....	250-252
2012 G.O. Bond.....	253-255
2014 G.O. Bond.....	256-258
2014B G.O. Bond .....	259-261
2015 G.O. Bond.....	262-264

# **TABLE OF CONTENTS**

(continued)

## **Enterprise Funds**

Enterprise Funds Expenditure Graphs .....	265
Enterprise Funds Revenue Graphs .....	266
Enterprise Funds Summary by Fund or Source .....	267
Enterprise Funds Expenditure Summary by Line Item.....	268-269
Enterprise Funds Personnel Summary .....	270
Enterprise Funds Detail by Fund:	
Wastewater .....	271-280
Water.....	281-296
Solid Waste.....	297-303
Adams Municipal Golf Course.....	304-308
Sooner Pool.....	309-313
Frontier Pool .....	314-317

## **Internal Service Funds**

Internal Service Funds Summary by Function or Source .....	318
Internal Service Funds Detail by Fund:	
Worker's Compensation .....	319-320
Health Insurance .....	321-322
Auto Collision Insurance .....	323-324
Stabilization Reserve .....	325-326
Capital Reserve .....	337-331

## **Mausoleum Endowment**

Mausoleum Endowment Fund Summary.....	332
Mausoleum Endowment Fund Summary by Function or Source.....	333
Mausoleum Endowment Fund Detail.....	334

## **Bartlesville Municipal Authority**

Bartlesville Municipal Authority Expenditure Graphs .....	335
Bartlesville Municipal Authority Revenue Graphs.....	336
Bartlesville Municipal Authority Summary by Fund or Source .....	337
Bartlesville Municipal Authority Expenditure Summary by Line Item .....	338
Bartlesville Municipal Authority Detail by Function:	
Wastewater .....	339-342
Water.....	343-348
General.....	349-351

<b>Glossary</b> .....	352-356
-----------------------	---------

# INTRODUCTION



*PAGE LEFT BLANK INTENTIONALLY*



***CITY OF BARTLESVILLE***  
2016-17 Operating Budget

***CITY OFFICIALS***

**Tom Gorman**

Mayor

Ward 3

*Term Expires: November 2016*



**Dale Copeland**

Vice-Mayor

Ward 5

*Term Expires: November 2016*



**Ted Lockin**

Council Member

Ward 1

*Term Expires: November 2016*



**John J. Kane**

Council Member

Ward 2

*Term Expires: November 2016*



**Dr. Joseph Callahan**

Council Member

Ward 4

*Term Expires: November 2016*



# ***CITY OF BARTLESVILLE***

## 2016-17 Operating Budget

### **MISSION STATEMENT:**

The purpose and the challenge for the *City of Bartlesville* is to meet the diverse needs of its citizens through the use of our shared values program. The shared values of the employees of the City of Bartlesville are:

#### ***EXCELLENT SERVICE***

quality product, timely – with available resources

#### ***TRUST***

faith in others to do their part

#### ***INTEGRITY***

ethics in action

#### ***PROACTIVE LEADERSHIP***

constantly creating higher standards

#### ***DEDICATION***

sense of ownership

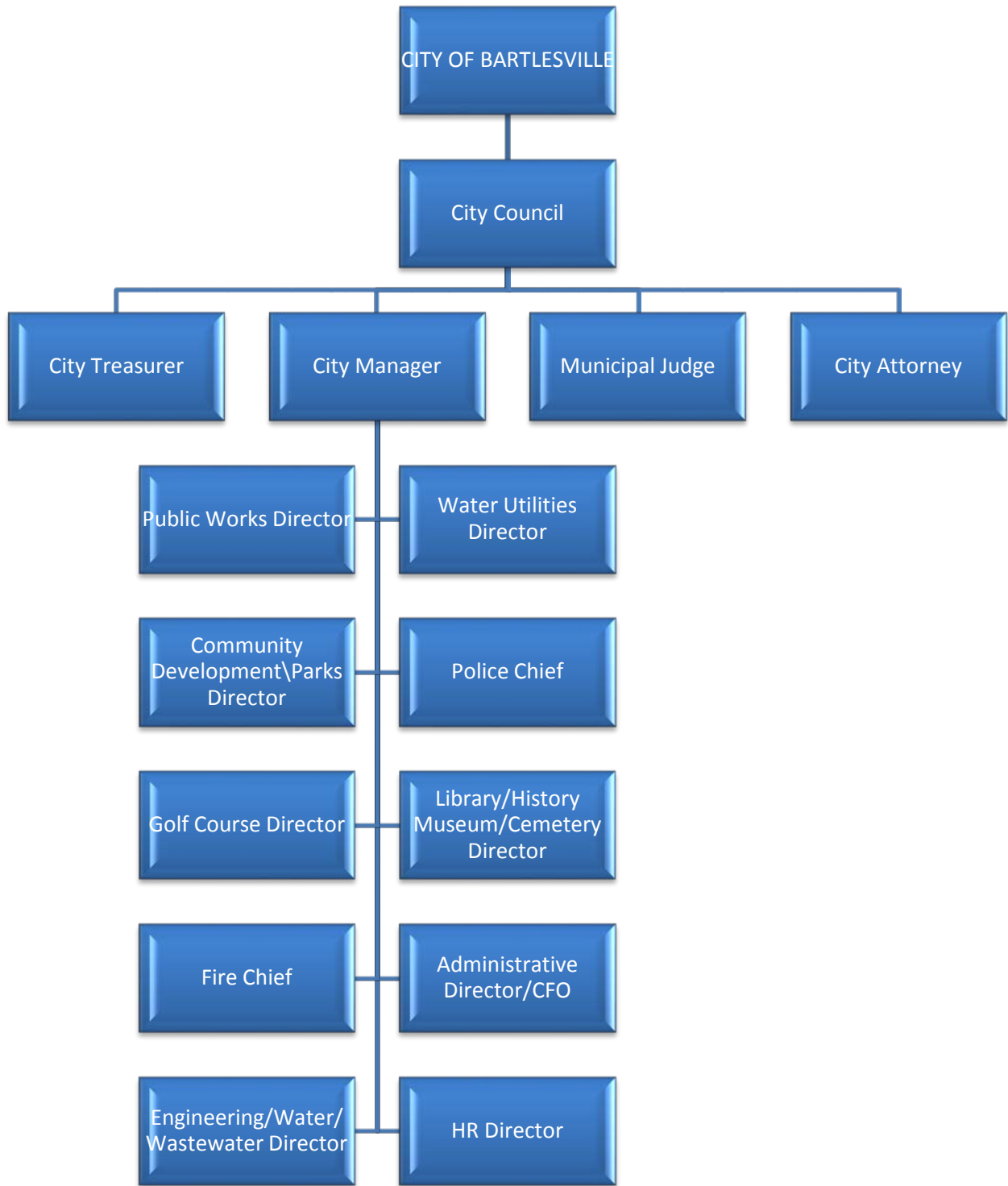
#### ***TEAMWORK***

working together for positive results

### **MANAGEMENT STAFF:**

City Manager	Ed Gordon
Administrative Director/CFO	Mike Bailey
Human Resources	Shellie McGill
City Attorney	Jerry Maddux
Municipal Judge	Steve Conatser
Community Development	Lisa Beeman
Engineering, Water, and Wastewater	Terry Lauritsen
Fire Chief	John Banks
Golf Course	Jerry Benedict
Library/History Museum	Joan Singleton
Police Chief	Tom Holland
Public Works	Keith Henry
Interim Parks and Recreation	Lisa Beeman

**CITY OF BARTLESVILLE**  
2016-17 Operating Budget  
Organizational Chart



# ***THE CITY OF BARTLESVILLE***

**Office of the City Manager**

401 SE Johnstone

Bartlesville, OK 74003



---

May 18, 2016

The Honorable Mayor and City Council Members  
City of Bartlesville  
Bartlesville, Oklahoma

Mayor Gorman and Council Members:

It is my pleasure to present to you the budgets for the City of Bartlesville and the Bartlesville Municipal Authority for the fiscal year starting July 1, 2016 and ending June 30, 2017 (FY 2016-17). The review and adoption of the budget is, perhaps, one of the most important duties that the City Council performs. The budget is compiled, considered, and approved at this time every year because:

1. State law requires it (Title 11, Section 17-201 through 17-216);
2. The City Charter requires it (Article 10, Section 1 through 7); and
3. Prudent financial practices and our obligation to be good stewards of taxpayer funds demand it.

## **Introduction**

I would like to expand on the importance of the review and adoption of the City budget. The budget is a planning tool reflecting the present position and future direction of the City. In the adoption of the budget by Council, a policy (goals, objectives, and responsibility) is given to the City Staff. Staff then is charged, once the budget is adopted, with the responsibility of carrying out the policy or implementing the objectives of the policy.

In order to address the policies and objectives of the budget document many resources are used, but some of the most important revenues are collected in the General Fund. While the revenues of the General Fund (mostly comprised of sales tax revenue which is our largest single generator of income) have shown modest growth for most of the last ten years, this growth has not kept pace with inflation. During this period of time, the City has continued to expand its services to meet the ever changing needs of the citizens of Bartlesville. The City's ability to meet these needs, in spite of the lack of growth in financial resources, reveals that the City has become much more efficient with the use and application of the resources it does have. The City must, therefore, continue to explore areas where additional efficiencies can be implemented, again, as more is being required of the City and its services than ever before.

**Revenue**

As we are all aware, seven and a half years ago the City's trend of sales tax growth dramatically reversed and reduced the City's sales tax revenue to its lowest levels in many years. The City's sales tax pulled out of that recession with strong growth and signs of a slow but steady recovery. As the recovery continued, the City began to reestablish service levels and staffing in the areas that were the most impacted. Unfortunately, despite indicators to the contrary, sales tax again suffered a setback in fiscal year 2013-14 that resulted in cutbacks in many service areas.

The fiscal year 2014-15 budget included many adjustments that allowed the City to weather the challenges created by the sales tax declines in fiscal year 2013-14. Nearly all of those adjustments were still in place with last year's fiscal year 2015-2016 budget.

Fortunately, the citizens of Bartlesville approved a 0.4% sales tax increase for general operations during fiscal year 2014-15. The additional revenues from this increase were sufficient to allow for the removal of the previous operational restrictions including the hiring freeze, reduced dilapidation budget, and reduced street materials budget. The use of the increased sales tax revenues are explained in greater detail below:

**Increase positions:**

- 3 Firefighters
- 5 Police officers
- 2 Code enforcement officers
- 6 Street maintenance workers
- 4 Right-of-way workers
- 6 Park maintenance workers

**Restore reduced program funding:**

- \$50,000 back to the demolition program
- \$25,000 back to the street maintenance program
- \$619,600 back to capital plan

**\$135,667 above FY 2016 amounts added to reserve**

The City completed a comprehensive water and wastewater rate study in fiscal year 2014-15. With the current budget, the recommendations of this study have been implemented. These recommendations include new rates sufficient to support the operations of the system, new capital fees to support mandatory improvements to the system, and a new inclining block rate structure that will encourage conservation.

**Economic Outlook**

The local economy has continued to weather a series of unusual events including localized downturns, historically low energy prices, and personnel reductions from some of our largest employers. Despite these conditions, sales tax receipts appear to have stabilized over the last 6 months.

Additionally the City is very close to developing several acres of prime retail in a new mixed use development area adjacent to the current Lowe’s Home Improvement store. The addition of this retail space coupled with recent State laws intended to increase online collection of sales tax, gives me hope that local tax revenues may not only stabilize but could turn the corner.

**Personnel**

Aside from the changes to personnel levels listed in the revenue section above, there was only a change to personnel in engineering, special library, and Doenges Memorial. The change in Engineering is the addition of a professional engineer. As little as 3 years ago, the Engineering department consisted of 3 professional engineers. Now as the result of a hiring freeze and reorganization, there is only one. The addition of this position will allow for a more efficient utilization of the Engineering Director’s time, and an additional professional engineer will be added in the near future as funds become available.

The Special Library is an increase of 250 part time hours related to a grant, and the change to the personnel in Doenges Memorial Stadium is related to the new operational structure between the City and School. This ½ FTE was transferred back to the Park department.

The budget contains provisions for modest pay increases for all employees. It has been two years since employees received any pay increases, and employees have only received pay increases in 3 of the last 7 years. A summary is included below.

FY 10	0.0%	0.0%	0.0%
FY 11	0.0%	0.0%	0.0%
FY 12	2.5%	0.0%	2.5%
FY 13	3.0%	5.0%	8.2%
FY 14	0.0%	5.0%	5.0%
FY 15	0.0%	0.0%	0.0%
FY 16	0.0%	0.0%	0.0%

The current budget proposal provides for a 1.1% COLA increase for all employees and a 5% merit increase for all eligible employees. These raises are estimated to cost \$195,000 and \$400,000 respectively.

**Page 4**

In FY 2009-10, the City terminated new enrollment in our traditional defined benefit (DB) retirement plan and replaced it with a more cost effective defined contribution (DC) plan. Existing employees were allowed to retain their status in the DB plan, but all new employees will automatically participate in the DC plan. This has allowed the City to better control our retirement costs even as the DB plan’s costs continue to grow as a percent of participants’ salaries. However, the DB plan still has a significant “unfunded actuarial accrued liability” (UAAL). This is a comparison of the plan’s total long term assets less its total actuarial liability.

This UAAL is typically funded over a fixed period of time (generally 30 years after the establishment of the plan) but varies greatly in response to market gains/losses, investment returns, and actuarial assumption changes. The City’s UAAL currently stands at \$6.6MM and our plan is now 70% funded. Due primarily to factors discussed in the following paragraph, this is a significant improvement from the previous fiscal years.

To help offset this UAAL in a more expedient manner, the City has been contributing more than the required amount towards our retirement plan. The City’s funding history and other information for the defined benefit plan is included below:

Fiscal Year	Required Contribution Funding					City's Actual	UAAL	FUNDED RATIO
	Retiree Medical	Defined Benefit	Total	Less Employee	City's Required			
FY 2012-13	1.84%	26.05%	27.89%	6.00%	21.89%	23.00%	9,352,643	49.10%
FY 2013-14	1.58%	26.06%	27.64%	6.00%	21.64%	23.00%	8,763,945	54.60%
FY 2014-15	1.02%	25.66%	26.68%	6.00%	20.68%	22.00%	7,924,051	60.60%
FY 2015-16	0.83%	25.94%	26.77%	6.00%	20.77%	22.00%	7,104,071	64.94%
FY 2016-17	0.84%	25.46%	26.30%	6.00%	20.30%	22.00%	6,592,350	69.82%

The improvement in the City’s UAAL and Funded Ratio can be directly attributed to our policy of intentional overfunding. This policy has allowed us to not only slow the trend of increasing contributions but to actually reverse it in many years. Staff is once again recommending that we contribute amounts in excess of the “actuarial required contribution” of which the employer’s portion is 20.30% of covered payroll. Staff is recommending that we keep same level as last year and fund at 22%.

**Reserve Status**

During the recent economic downturn, it became evident that a more effective and consistent method of accumulating reserve funds was needed. With the guidance of the City Council, Staff established several mechanisms that will aid in the City’s future financial stability. These were the creation of the Stabilization Reserve Fund, Capital Reserve Fund, Auto Collision Insurance Fund, and the formalization of inner-fund reserve policies.

The following schedule details a three year history of the Stabilization Reserve Fund’s levels.

<b>STABILIZATION RESERVE LEVELS</b>							
	<b>FY 2012</b>	<b>FY 2013</b>	<b>FY 2014</b>	<b>FY 2015</b>	<b>FY 2016</b>	<b>FY 2017</b>	<b>% of Operating</b>
General Fund	575,039	1,393,367	1,787,127	2,178,507	2,570,951	3,099,062	15.0%
Wastewater	139,509	255,994	313,709	375,106	457,529	538,780	13.3%
Water	279,042	506,798	627,714	749,032	868,650	990,943	16.2%
Sanitation	<u>192,127</u>	<u>342,291</u>	<u>422,451</u>	<u>500,494</u>	<u>579,324</u>	<u>660,173</u>	16.3%
Total	<u>1,185,717</u>	<u>2,498,450</u>	<u>3,151,001</u>	<u>3,803,139</u>	<u>4,476,454</u>	<u>5,288,958</u>	

The City’s stabilization reserve policy calls for a contribution equal to 2% of the operating budget of these four funds until the maximum level is reached. The maximum level is defined as 35% of the operating budget of the fund. The minimum level set by the ordinance is 16% of the operating budget of the fund. As you can see from the results above, the Water and Sanitation Funds have reached the minimum level, the General Fund will reach it within 1 year, and the Wastewater Fund will reach it within 2 years. However, it is estimated that it will take more than 10 years to reach the maximum level (assuming there are no withdraws in that period).

The adoption of the new water and wastewater rates will also allow for the reestablishment of the water and wastewater capital reserve transfers. These had been reduced in recent years, so that the operations of the utilities could continue to operate self-sufficiently.

**Summary**

With this budget, we have attempted to meet the diverse needs of our population while planning for the possibility of continued stagnation of the City’s sales tax revenues. As always, we have attempted to be forward thinking during budget planning and anticipate our most likely and greatest future challenges. With these challenges in mind, we attempt to fashion the budget in a manner that addresses these challenges while best positioning the City to deal with the unforeseen. I believe that the budget presented herein places us in a position to meet these challenges and maintain the long-term financial health of the City.



**Page 7**

It is important that I point out that this budget is not just the City Manager's budget. This policy document is the result of hours of research, hearings, and work from a talented and dedicated group that includes the City Council, Directors, staff, and advisory groups. I would also like to issue a special word of thanks to the Administrative Director/CFO, Mike Bailey, Internal Services Supervisor, Jason Muninger, and Accountant, Alicia Shelton, without whom the quality and accuracy of this document would not be possible.

Sincerely,

A handwritten signature in black ink, appearing to read 'Ed Gordon', with a long horizontal flourish extending to the right.

Ed Gordon  
City Manager

*PAGE LEFT BLANK INTENTIONALLY*

# COMMUNITY PROFILE



*PAGE LEFT BLANK INTENTIONALLY*



# city of bartlesville

CONNECTED / CREATIVE / VIBRANT

---

The City of Bartlesville is a charter city in the State of Oklahoma. The City has a population of 35,750 according to the 2010 US Census. The City is located in Washington County and encompasses 21.1 square miles at an elevation of 700 feet above sea level.

---



***CITY OF BARTLESVILLE***  
2016-17 Operating Budget  
A Brief History of Bartlesville, Oklahoma

**Bartlesville's Beginnings...**

Back in 1870, when northeast Oklahoma was home to mostly the Osage, Cherokee, and Delaware Indian tribes, an Indian trader name Nelson Carr opened a trading post on the north side of the Caney River. And so the legend of Bartlesville began.

In 1873, Jacob Bartles – a Civil War veteran who saw an opportunity in Indian Territory - bought the mill from Carr and expanded the facility into a flourmill and eventually a general store and home for his family. Bartles was married to the Delaware Indian Chief Charles Journeycake's daughter, Nannie Journeycake Pratt. His marriage allowed him to be a business owner in Indian Territory.

William Johnstone and George Keeler also came to the area in the early 1870's. Both gentlemen took Delaware Indian brides. After working for Bartles, the two struck out on their own and built a general store on the south side of the river.

Within a few years the area around the Johnstone-Keeler store had grown to include other businesses and dwellings. The population grew to nearly 200 as settlers moved to the area. Bridges and railroads came to town, along with merchants, a drugstore, and a school. In 1897, Bartlesville, Indian Territory, was incorporated, taking the name from its early settler and businessman.

As the city grew south of the Caney River, Bartles was disappointed by his failure to secure the railroad station on the north side of the river. He moved his store three miles north to what is present day Dewey, named after Admiral George Dewey whose victory at Manila Bay was current news.

**The Boom...**

It was Keeler who found another key to Bartlesville's future—oil. Keeler had noticed rainbow sheens on the area creeks and believed that there was an untapped oil supply beneath the Caney basin. Keeler was right. On April 15, 1897, the first commercial oil well in what is now the state of Oklahoma—the Nellie Johnstone No. 1—blew in as a gusher. Nellie Johnstone was the Delaware maiden who owned the land where the well was discovered.

Attracted by the oil boom, Frank and L.E. Phillips, two brothers raised on an Iowa farm, came to Bartlesville in 1904. They hit a gusher north of Bartlesville, followed by 80 straight producers. The two founded Phillips Petroleum Company in 1917. It grew to become Bartlesville's largest employer and one of the nations top oil companies.

***CITY OF BARTLESVILLE***  
2016-17 Operating Budget  
A Brief History of Bartlesville, Oklahoma  
(continued)

Armais Arutunoff, a Russian immigrant, was another Bartlesville pioneer. At the urging of the Phillips brothers, Arutunoff came to the community with his invention—an electric pump that pumped oil from deep in the ground. His efforts eventually became REDA Pump.

**Today...**

Bartlesville is proud of the many attractions and assets that continue the legend of exploration and innovation, including museums, dramatic architecture, art collections, scenic prairie life, and world-renowned events. With a balanced mixture of natural resources and abundant space, Bartlesville has grown to be the home of more than 35,000 people as well as industrial giants Phillips 66, ConocoPhillips, Schlumberger REDA Production Systems, Zinc Corporation of America, ABB Total Flow, SGS, and Siemens. Since the early days, the economic foundations of Bartlesville area business have been natural gas, oil, agriculture, and ranching.

**Our Future...**

Bartlesville begins its second century with industrial and economic growth while remaining proud of its Native American Indian and western heritage. From its frontier trade and petroleum beginnings to its present diversity of manufacturing, research, ranching, and commerce, the Bartlesville area presents a unique blend of cosmopolitan attitude mixed with neighborly friendliness. Located in the heart of America's Sunbelt, the city's schools, library, and civic organizations continually produce the finest students, forums, and cultural events in the region. With such a rich heritage as its foundation, Bartlesville's growth and future will no doubt be legendary as well.

# ***CITY OF BARTLESVILLE***

## 2016-17 Operating Budget

### Miscellaneous Statistics

#### **Municipal Full-Time Employment:**

Total	342
Non-union	214
Union	128

#### **Economic Information:**

Cost of living (when compared to national average) <sup>3</sup>	89.49%
Number of citizens in labor force <sup>2</sup>	15,750

#### **Population Overview:**

Total population <sup>4</sup>	34,748
Total male population <sup>4</sup>	17,075
Total female population <sup>4</sup>	18,675
Median age <sup>4</sup>	39.9
Total population over eighteen (18) years old	27,308
Per capita income (dollars) <sup>2</sup>	21,195
Median earnings – male full-time (dollars) <sup>2</sup>	35,699
Median earnings – female full-time (dollars) <sup>2</sup>	23,071
Percent of families below poverty level <sup>2</sup>	9.4%
Percent of individual below poverty level <sup>2</sup>	12.7%

#### **Housing Overview: <sup>2</sup>**

Total housing units	16,104
Total housing units older than 20 years	12,916
Median number of rooms	5.7
Median value (dollars)	64,700

#### **Hospital: <sup>3</sup>**

Number of hospitals	1
Number of licensed beds in hospital	137



# ***CITY OF BARTLESVILLE***

## 2016-17 Operating Budget

### Miscellaneous Statistics

(continued)

#### **Education:** <sup>1</sup>

Total school enrollment 2004-05	8,532
Total public school enrollment 2004-05	5,949
Total private school enrollment 2004-05	572
Total enrollment at Rogers State University 2004-05	335
Total enrollment at Tri-County Technology Center 2004-05	1,676
Number of public elementary schools	7
Number of students enrolled in public elementary schools	2,705
Number of public middle schools	2
Number of students enrolled in public middle schools	1,404
Number of public mid-high schools	1
Number of students enrolled in public mid-high schools	986
Number of public high schools	1
Number of students enrolled in public high schools	865

#### **Culture and Recreation:** <sup>1</sup>

Number of community centers	2
Number of parks	15
Number of lighted tennis courts	14
Number of miles of pathfinder parkway (miles)	12
Number of public pools	2
Number of public golf courses (18 hole)	1
Number of private golf courses (18 hole)	2

#### **Public Safety:**

Number of police stations	1
Number of fire stations	4
Number of policemen	55
Number of firemen	66

# ***CITY OF BARTLESVILLE***

## **2016-17 Operating Budget Miscellaneous Statistics (continued)**

### **Major Employers: <sup>3</sup>**

Phillips 66	1,600
ConocoPhillips	1,500
Bartlesville Public Schools	815
Wal-Mart Distribution Center	800
Jane Phillips Medical Center	800
Wal-Mart SuperCenter #41	450
SITEL	351
City of Bartlesville	351
Diversified Systems Resources	275
Schlumberger	200
Chevron Phillips	200
ABB, Inc	195
Arvest Bank	195
66 Federal Credit Union	152
Washington County	150
Siemens Industry	145
Oilfield Pipe and Supply	132
Wal-Mart Administrative Services	125
United Linen	125
Springs Global US, Inc.	100
Tri County Technology Center	100

---

<sup>1</sup> Source – Bartlesville Chamber of Commerce (2006 website)

<sup>2</sup> Source – 2010 US Census

<sup>3</sup> Source – Bartlesville Development Corporation (2013 website)

<sup>4</sup> Source – 2010 US Census

***CITY OF BARTLESVILLE***  
2016-17 Operating Budget  
Community Calendar

**SEPTEMBER**



**Indian Summer**

*(pictures courtesy of Bartlesville Chamber of Commerce)*

**NOVEMBER/DECEMBER**



**Fantasyland of Lights**

*(picture courtesy of FantasyLand Forest)*



**Woolaroc Wonderland**

*(picture courtesy of Woolaroc)*

**JUNE**



**SunFest**

*(pictures courtesy of Bartlesville Chamber of Commerce)*



**OK Mozart**

## ***CITY OF BARTLESVILLE***

### 2016-17 Operating Budget

#### Local Attractions



Will Rogers said, “Of all the places in the United States, **Woolaroc** is the most unique.” The country estate of oil baron Frank Phillips, founder of Phillips Petroleum Company, got its name from the **WOODS**, **LAKes**, and **ROCKs** that are indigenous to the area. This rustic environment served as a one-of-a-kind entertainment venue. “Uncle Frank” hosted U.S. Presidents, wealthy Eastern investors, dignitaries, Indians, tycoons, movie stars, lawmen, and outlaws alike on his sprawling ranch southwest of Bartlesville. From early spring to late fall, the North Road Tour features a five-mile drive through some of the most beautiful portions of the Woolaroc preserve. This tour includes a stop at an authentic restoration of an 1840s

Trader's Camp where true to life mountain-men offer a glimpse of early settler living. Visitors can experience nature's beauty while smelling the clean, fresh air of the Osage Hills and listening to the peaceful sounds of the streams running through this 3,700 acre wildlife preserve. There is also a museum, which houses over 55,000 pieces including some of the Southwest's greatest collections of western and worldwide art, relics, and exhibits that tell the alluring story of the American West.

Frank Lloyd Wright called this masterpiece the “tree that escaped the crowded forest” when he completed it for the H.C. Price International Pipeline Company in 1956. The **Price Tower** is Frank Lloyd Wright's only built skyscraper. The combination apartment-office building received the American Institute of Architects 25-year Award and is on the National Register of Historic Places. The Price Tower Arts Center offers a variety of traveling art exhibitions and permanent exhibitions on Wright, Bruce Goff and the Price Company and Tower. Recent renovations by architect Wendy Evans Joseph have created an upscale 21-room boutique inn called Inn at Price Tower. With the creation of this inn, Frank Lloyd Wright enthusiasts can have the opportunity to overnight in a Frank Lloyd Wright building. Also on the premises and open for business is the Copper Restaurant & Bar, creating a fine dining experience for Bartlesville natives and visitors alike. Future plans for the Price Tower Arts Center include an expansion of their educational program. The Price Tower Arts Center has currently commissioned world-renowned architect, Zaha Hadid, to create the new complex that will adjoin the Price Tower, complementing the symmetrical design of Frank Lloyd Wright. The Price Tower is an architectural jewel that attracts visitors from around the world, not only for the architecture, but also for its world-class exhibitions.



# ***CITY OF BARTLESVILLE***

## **2016-17 Operating Budget**

### **Local Attractions**

(continued)



Experience the sumptuous residence of oil baron Frank Phillips, founder of Phillips Petroleum Company, and his family. Designed by architect Walton Everman, the **Frank Phillips Mansion** was completed in 1909 and occupied by the Phillips until their deaths. Preserved by the Oklahoma Historical Society, this National Register Historic Site reflects the family life of one of the legends of the Oklahoma oil industry. The mansion, which underwent a \$500,000

renovation in 1930 in the midst of the Depression, reflects an opulent yet comfortable lifestyle.

The **Bartlesville Community Center** houses an acoustically superb performance hall that seats over 1,700; the world's largest cloisonné artwork, a mural that is 25 feet long which depicts a stylized northeastern Oklahoma countryside; the Lyon Art Gallery; and serves as the primary site of Bartlesville's premiere arts event -



The site of many of Bartlesville's cultural arts and events, this graceful and beautiful Taliesin West-The Frank Lloyd Wright Foundation designed Community Center is a valuable asset to the Bartlesville cultural arts community.



The **Foster Mansion (La Quinta)** was designed in 1930 by noted Kansas City architect Edward Buehler Delk. H.V. Foster, once known as the wealthiest man west of the Mississippi, located his new home on 152 acres, three miles from the center of town. The 32-room, Spanish style mansion has 14 bathrooms and 7 fireplaces. Construction was completed in 1932 and it served as the family home until Mr. Foster's death in 1939. After that time, La Quinta served, consecutively, as the home of a military school, Central Christian College and Central Pilgrim College. The Wesleyan Church now owns and

operates Oklahoma Wesleyan University, an accredited, four-year liberal arts college. La Quinta is the focal point of the campus and serves as the library and administration facilities for the school. La Quinta is listed on the National Register of Historic Places.

# ***CITY OF BARTLESVILLE***

## **2016-17 Operating Budget**

### **Local Attractions**

(continued)

The **Bill Doenges Memorial Stadium** began its life as the Bartlesville Municipal Athletic Field on May 2, 1932. The original stadium was built at a cost of about \$30,000 and could seat approximately 2,000 people. The stadium has been used by many teams through the years including a minor league team in the KOM (Kansas, Oklahoma, Missouri) League. Through the years, the stadium was famous for being the only professional ball park in the world with the same distance (340 feet) to the fence



anywhere in fair territory. Today, home plate has been moved and the field is no longer perfectly symmetrical. In 1997, Bartlesville Municipal Athletic Field was renamed Bill Doenges Memorial Stadium in honor of Mr. Doenges' nearly sixty years of generous support to Bartlesville and the American Legion baseball program. In 1997, a major renovation of the stadium was undertaken. Utilizing volunteers and both public and private support the stadium was transformed into a beautiful modern ballpark capable of comfortably seating 2,500 spectators. In 2003, the stadium was chosen as the site for the prestigious American Legion World Series. The stadium holds both a rich history and an equally promising future, as it has been chosen as the site for the Centennial American Legion World Series in 2007.



Golfers can test their skills at the recently renovated 18-hole **Adams Memorial Golf Course**. Architect Mark Hayes designed the \$1.1 million, 2000-2001 renovations. The course meanders through the beautiful Eastern Oklahoma terrain that is interwoven with Turkey Creek. The creek has been coffer dammed to provide beautiful ponds that come into play on 12 of the 18 holes. The fairways and rough are Bermuda grass and the greens are Pen Cross Bent for a fast pace of putting.

The “practice facility” is new and one of the finest in the Midwest. It includes practice putting greens, a chipping green, practice bunkers, and a 25-station driving range with target greens.

# ***CITY OF BARTLESVILLE***

## 2016-17 Operating Budget

### Local Attractions

(continued)

The past is remembered, and vividly alive at **Prairie Song**, a recreated 1800's pioneer village museum. The village features a two-story saloon, Scudder Schoolhouse, Wildwood Chapel, cowboy line shack, homestead cabin, post office, trading post, school marm's house, rock jail house, covered bridge, rock depot and much more. Each structure was built with hand-hewn Arkansas "bull pine" and Missouri red and white oak. Prairie Song has been restocked with Texas longhorns, the original breed of cattle driven up the trail. Visitors can enjoy a glimpse of life from days gone by as they watch the longhorn cattle graze on the bluestem prairie that has never been touched by the steel plow. This lifelike replica of a pioneer village stands in the midst of an authentic working ranch from the late 1800's and shows life, work, and play as it was in those days.



Visitors to historic **Johnstone Park** can enjoy viewing a replica of the **Nellie Johnstone #1**, the first commercial oil well drilled in what is now the state of Oklahoma on April 15, 1897. The replica marks the spot of the original site. The Nellie Johnstone #1 gets its name from a young Delaware Indian maiden who owned the land on which the well was discovered.

Soon visitors will be able to experience the early days of the oil industry first hand with the development of the "Discovery 1" park featuring working gushers and hands on experiences. The park is the former home of the only **Santa Fe engine 940 series** in existence,



but it has now been relocated to the City's historic **Santa Fe Depot** at 2<sup>nd</sup> and Keeler. The 900-class/940 series were the first locomotives to burn fuel oil instead of coal and were synonymous with the Santa Fe engine. Built by Vulcain, this Santa Fe engine, built in 1903,



was originally a compound steam locomotive, and later converted to a simplified locomotive that could burn diesel. In addition to the engine, a caboose has been added and an oil car will soon make its debut. It has 2/10/2 wheels (2 pilot, 10 drivers and 2 trailing). Also to be seen at the park is the restored **Hulah Santa Fe Depot** (a #1 Santa Fe Depot), built in 1923. Both have been relocated to Johnstone Park as reminders of the important role each played in the development of the area.

# ***CITY OF BARTLESVILLE***

## **2016-17 Operating Budget**

### **Local Attractions**


(continued)

Travel back in time to experience the growth and development of Bartlesville and surrounding areas at the **Bartlesville Area History Museum**. The museum is situated on the fifth floor of what was the historic Burlingame Hotel. Through photographs and artifacts learn about Indian Territory, the first commercial oil well in Oklahoma, the composer of the 12th Street Rag, the founder of Bartlesville, and many other people, places and events which shaped this turn-of-the-century settlement into the modern community it is today.



The **Wall of Honor Veterans Memorial** recognizes and honors veterans and current military personnel for the bravery and sacrifices they've made to preserve our country's freedom. Located at the northwest entrance of Washington Park Mall, it stands as a permanent tribute to all Americans who have served and are serving our Great Nation. Names are listed on panels beside the display cabinets. Also on display are photos, story boards, World War II murals, eternal flame, and POW/MIA Listings. In addition a special display has been created to honor Lance Corporal Thomas A. Blair, Oklahoma's first casualty during Operation Iraqi Freedom.

Before you ever open the door to **Keepsake Candle Factory**, you will detect the aura of vibrant scents of the hand-made candles made in this facility. These beautiful “Antiques in Wax” have been made in Bartlesville since 1970 as part of a business that began on a kitchen stove. There’s also a short train consisting of two tank cars and a caboose. Inside the caboose you can see memorabilia from bygone days of railroading. Recognized by many as one of the nation’s leading candle manufacturers, Keepsake Candles produces over 500 styles of candles that are available across the nation and around the world.



---

*Pictures and descriptions in the previous section are courtesy of the Bartlesville Chamber of Commerce.*



# ***CITY OF BARTLESVILLE***

## **2016-17 Operating Budget**

### **Local Attractions**

(continued)

Bartlesville is perhaps best known for its role in the development of our nation's oil industry. While there were many major energy companies who got their starts in Bartlesville, the most important to the Bartlesville area was Phillips Petroleum Co.

### **The birth of a giant...**

On June 13, 1917 the Phillips Petroleum Company was incorporated under the laws of Delaware. This auspicious occasion was due mostly to the work of the new company's soon to be president, Frank Phillips, and his brother L.E. Phillips. Frank was a man of great



vision who excelled at predicting the changes in market forces and at obtaining creative financing for his new company. Frank saw the news of increasing automobile production, the use of mechanized war equipment in World War I, and the increase in use of commercial aircraft as more than just sensational news. He saw this as opportunity.

### **The first decade...**

Board of Directors and Stockholders board a special train in April 1919

Frank knew that more needed to be done in order to position his company to take advantage of the promising crude oil and energy market. During and after World War I, demand far outstripped supply and oil prices reached peak levels. By the end of 1923, Phillips Petroleum Company's net daily production approximated 25,000 barrels of crude oil, 100,000 gallons of natural gasoline, and 24,000,000 cubic feet of natural gas.

Through the tireless efforts of Frank Phillips and his successors, such as K.S. Adams and others, Phillips Petroleum Company was able to expand upon Frank's vision of a vast Midwest territory to include nearly the entire continental United States. From its first uniquely styled cottage filling station which opened on November 19, 1927 in Wichita, Kansas, the Phillips 66 brand has expanded to include more than 10,000 filling stations across the United States. Always at the forefront of innovation, the Phillips Petroleum Company has received more than 15,000 U.S. Patents to date.

Frank knew that more needed to be done in order to position his company to take advantage of the promising crude oil and energy market. During and after World War I, demand far outstripped supply and oil prices reached peak levels. By the end of 1923, Phillips Petroleum Company's net daily production approximated 25,000 barrels of crude oil, 100,000 gallons of natural gasoline, and 24,000,000 cubic feet of natural gas.



1<sup>st</sup> Phillips 66 Filling Station  
November 19, 1927 - Wichita, Kansas

# ***CITY OF BARTLESVILLE***

2016-17 Operating Budget

Local Attractions

(continued)

## **The reformation...**

In 2000 the Phillips Petroleum Company began to aggressively reshape itself once again. Through joint ventures and multiple acquisitions, Phillips Petroleum Company grew to national prominence.



Phillip's Complex with distinctive Phillips' Tower shown in both pictures. The tower was originally built as an addition to the original Phillip's building. The tower still stands today, even though the original building has long since been demolished and replaced. *(Picture on left courtesy of the Bartlesville Chamber of Commerce)*

One of the largest changes in Phillips Petroleum Company's remarkable makeover came on August 30, 2002 when Phillips Petroleum Company and Conoco Inc. formally merged to form one of the world's largest energy companies, ConocoPhillips.

The most recent change occurred on May 1, 2012 when ConocoPhillips spun off its downstream operations into a company whose name resonates with Bartlesville heritage...Phillips 66. Due to this recent change, Bartlesville is now home to the global services for two of the world's most recognized energy companies.

  
**ConocoPhillips**



---

*Unmarked pictures in the previous section are courtesy of the Bartlesville History Museum*

# **BUDGET AND ACCOUNTING OVERVIEW**



*PAGE LEFT BLANK INTENTIONALLY*

# ***CITY OF BARTLESVILLE***

## **2016-17 Operating Budget Financial Policies**

The City of Bartlesville has a set of formal and informal financial policies, listed below, that are used to set guidelines for the financial management of the City. These policies help to guide the City's financial staff and the City Council during the budgetary and financial decision making process.

- Prepare an annual budget according to the "Budget Act" of the State of Oklahoma that is submitted to the Council for approval and made available to all citizens of the City of Bartlesville.
- Manage the City's cash flows to minimize the loss of investment revenues during short-term cash shortages.
- Provide for sound financial planning to maintain adequate reserves in all operating funds. In FY 2011, the City adopted an ordinance establishing the Stabilization Reserve Fund and Capital Reserve Fund. The Stabilization Reserve Fund must be funded by a minimum annual contribution equivalent to 2% of non-capital operating expenses for the General, Water, Wastewater, and Sanitation Funds. The use of any resources deposited in the Stabilization Reserve Fund is restricted by the ordinance and requires a 4/5<sup>th</sup> vote of the City Council. The Capital Reserve is funded in accordance with the needs of long term capital plans for the Water, Wastewater, and Sanitation Funds.
- Maintain adequate financial records and documentation to provide for a cost effective audit and positive auditor's opinion.
- Maintain a sound financial condition through careful planning to obtain the highest possible bond rating. The City's bond rating was upgraded in fiscal year 2007-2008 to AA- and still maintains this rating today. This is one of the highest bond ratings for a municipality in the State of Oklahoma with only two other municipalities receiving any A rating.
- Monitor the budget to maintain necessary flexibility to meet the needs of the City as a whole.
- Maintain a balanced budget by paying for all current year operating expenses from current year revenues and/or available fund balance.
- Monitor all debt service reserves for compliance with the active debt covenants of the City.
- Maintain a positive cash balance in all operating funds at year end.
- The City of Bartlesville adopted the "Municipal Budget Act," a provision of State Statute located at §11-17-201 through §11-17-216.

***CITY OF BARTLESVILLE***  
2016-17 Operating Budget  
Budget and Accounting Process

**THE BUDGET PROCESS**

The City of Bartlesville, Oklahoma is a municipal corporation incorporated under a Municipal Charter pursuant to Article XVIII of the Constitution and laws of the State of Oklahoma. The City operates under the Council-Manager form of government and provides such services as are authorized by its Charter to advance the welfare, health, morals, comfort, safety, and convenience of the City and its citizens.

The City's major activities or functions include police and fire protection, parks and libraries, public health and social services, planning and zoning, and general administrative services. In addition, the City owns and operates four major enterprise activities: the Water, Wastewater, and Sanitation utility systems as well as the Adams Golf Course.

**BASIS OF PRESENTATION**

The City prepares its annual operating budget on a basis ("Budget basis") which differs from Generally Accepted Accounting Principles ("GAAP basis"). The Budget basis that the City uses differs from GAAP in two significant ways. The first is that the City uses modified cash basis, another comprehensive basis of accounting ("OCBOA"), for its Budget basis. GAAP basis requires the use of modified accrual for governmental funds and full accrual for fiduciary, internal service, and proprietary funds. The modified cash basis of accounting is based on the cash basis of accounting, which only records transactions arising from cash activities. Cash basis financial statements have only one asset, cash, and no liabilities. Investments, inventory, capital assets, and prepaid expenses are all considered as a cash disbursement (cash basis equivalent of an expense) at the time of payment. Most liabilities are not recognized, since they do not arise from a cash transaction. The City modifies the strict cash basis of accounting to include investments, accounts payable, and accounts receivable as assets and liabilities.

The second major difference is in the treatment of encumbrances. A government is required to encumber funds prior to committing to a purchase. In GAAP, these encumbrances are treated as a reservation of fund balance, but the City's Budget basis treats encumbrances the same as expenditures. This means that the available budget at any time is equal to the original appropriations, plus or minus any amendments, less expenditures, less encumbrances.

***CITY OF BARTLESVILLE***  
2016-17 Operating Budget  
Budget and Accounting Process  
(continued)

**THE BUDGET PROCESS AND GUIDELINES**

The City of Bartlesville prepares its budget based on the guidelines found in **O.S. 11 Sec. 17-201 – 17-216** (“Municipal Budget Act”).

The City of Bartlesville operates under conservative budgetary practices. Revenue is estimated using historical data and is adjusted based on current trends and economic performance. Additions or reductions may be made based on revised tax rates or fee levels.

Each fund maintained by the City must be budgeted prior to encumbering any funds.

Budget amendment increases (increasing the fund total budgeted expenditures at the legal level of control) may be made only if unanticipated funds are received, the actual beginning fund balance is larger than anticipated, or if revenues exceed the amounts projected under the budget. The legal level of control for the City is set by the City Council at the Department level.

The City of Bartlesville uses an interactive methodology whereby the Department Directors are asked to make projections and estimates of current expenditures and requests for the ensuing budget year based on their justifications. The City Manager, or the person he appoints to oversee the budget process, reviews the work and may make adjustments based on historical information or if the original estimate is deemed to be unrealistic.

The City prepares its budget using the following steps (which are also outlined in the Budget Calendar on subsequent pages):

1. The Directors prepare budget estimates and turn them into the Finance Director.
2. The Directors meet with the City Manager to discuss the needs of their departments and to review their requests.
3. The City Manager presents the proposed budgets to the City Council for their review.
4. The City Council conducts a series of meetings that are open to the public to discuss the proposed budgets.
5. A proposed budget summary is published, and a notice of a public hearing on the proposed budget is issued.
6. The public hearing is held.
7. The budget is adopted, and the final copy is filed with the Office of the State Auditor and the City Clerk’s office.

***CITY OF BARTLESVILLE***  
2016-17 Operating Budget  
Budget and Accounting Process  
(continued)

**THE ACCOUNTING PROCESS**

The accounting and reporting policies of the City conform to Generally Accepted Accounting Principles (“GAAP”) applicable to state and local governments. GAAP for local governments include those principles prescribed by the Governmental Accounting Standards Board (“GASB”), which includes all statements and interpretations of the National Council on Governmental Accounting, unless modified by the GASB, and those principles prescribed by the American Institute of Certified Public Accountants in the publication entitled Audits of State and Local Government Units. The following is a summary of the more significant policies and practices used by the City.

**MEASUREMENT FOCUS AND BASIS OF ACCOUNTING**

Measurement focus is a term used to describe “which” transactions are recorded within the various financial statements. Basis of accounting refers to “when” transactions are recorded regardless of the measurement focus applied.

**MEASUREMENT FOCUS**

All governmental funds utilize a “current financial resources” measurement focus. Only current financial assets and liabilities are generally included on their balance sheets. Their operating statements present sources and uses of available spendable financial resources during a given period. These funds use fund balance as their measure of available spendable financial resources at the end of the period.

All proprietary funds and trust funds utilize an “economic resources” measurement focus. The accounting objectives of the measurement focus are the determination of net income, financial position, and cash flows. All assets and liabilities (whether current or noncurrent) associated with their activities are reported. Fund equity is classified as net assets.

Agency funds are not involved in the measurement of results of operations; therefore, measurement focus is not applicable to them.



***CITY OF BARTLESVILLE***  
2016-17 Operating Budget  
Budget and Accounting Process  
(continued)

BASIS OF ACCOUNTING

Governmental funds and agency funds are presented on the modified accrual basis of accounting. Under this modified accrual basis of accounting, revenues are recognized when “measurable and available”. Measurable means knowing or being able to reasonably estimate the amount. Available means collectible within the current period or soon enough thereafter to pay current liabilities. Expenditures (including capital outlay) are recorded when the related fund liability is incurred, except for general obligation bond principal and interest which are reported when due. Examples of the treatment of major transaction classes include:

- Sales tax receipts and property tax revenues are considered measurable and available when collected (not when remitted to the City) and are recorded at that time.
- Licenses and permits are considered measurable and available when billed and are recorded at that time.
- Investments are recorded on the accrual basis in all funds.
- Intergovernmental revenues are recorded on the basis applicable to the legal and contractual requirements of the various individual grant programs.

All proprietary funds and trust funds utilize the full accrual basis of accounting. Under the full accrual basis of accounting, revenues are recognized when earned and expenses are recorded when the liability is incurred or the economic asset used. Examples of the treatment of major transaction classes include:

- Utility revenues are recorded net of an allowance for doubtful accounts at the time they are billed.
- Interest payments are accrued based on the amount incurred in the period, not on the actual amount paid.

# ***CITY OF BARTLESVILLE***

## **2016-17 Operating Budget**

### **Description of Funds**

The accounts of the City are organized into funds, each of which is considered to be a separate accounting entity. Each fund is accounted for by providing a separate set of self-balancing accounts, which constitute its assets, liabilities, fund equity, revenues, and expenditures/expenses. Funds are organized into three main categories: governmental, proprietary, and fiduciary.

#### **FUNDS APPROPRIATED BY REQUIREMENT OF THE BUDGET ACT**

The funds that are legally required to be appropriated by the Oklahoma Municipal Budget Act are described below:

#### **GOVERNMENTAL FUND TYPES:**

General Fund – The General Fund is the primary fund of the City, which accounts for all financial transactions not accounted for in other funds and certain Public Trust activities that require separate accountability for services rendered. The major sources of revenue for this fund are a 2.65% sales tax, franchise taxes, and transfers from the utility system.

#### **Special Revenue Funds:**

Economic Development – The Economic Development Fund accounts for revenues and expenditures associated with promoting economic development and diversification. The major source of revenue for this fund is a ¼% sales tax.

E-911 – The E-911 Fund accounts for revenues and expenditures of the E-911 emergency service that are legally restricted for public safety use. The major sources of revenue for this fund are an E-911 service tax, E-911 wireless service tax, and transfers from other funds.

Special Library – The Special Library Fund accounts for State Library Assistance and certain donations that are provided to the library. The main sources of revenue for this fund are State library assistance grants, donations, and transfers from other sources.

# ***CITY OF BARTLESVILLE***

## **2016-17 Operating Budget**

### **Description of Funds**

(continued)

Special Museum – The Special Museum Fund accounts for certain donations that are provided to the museum. The main sources of revenue for this fund are donations and transfers from other sources.

Municipal Airport – The Municipal Airport Fund accounts for revenues and expenditures of the Bartlesville Municipal Airport. The major sources of revenue for this fund are federal grants (for capital improvements) and investment earnings. Effective in mid FY 2008/2009 user fees are now collected directly by the City's authorized airport operator in accordance with the City's operating agreement.

Harshfield Library Donation Fund – In fiscal year 2014, the City of Bartlesville's Library received a sizable donation from the Harshfield Trust. These revenues are restricted for use to the City of Bartlesville's library.

Restricted Revenues – The Restricted Revenues Fund accounts for receipts and expenditures of revenues that are restricted to a specific purpose. The main sources of revenue for this fund are donations, grants, and drug seizures.

Golf Course Memorial – The Golf Course Memorial Fund was formed at the request of certain members of the golf course who wanted a mechanism for making and tracking donations for the purpose of golf course improvements. The major sources of revenue for this fund are donations and investment earnings.

JAG – The Local Law Enforcement Block Grant Fund accounts for revenues and expenditures of the Judicial Assistance Grant (formerly known as the Local Law Enforcement Block Grant). The major source of revenue for this fund is federal grants.

COPS GRANT – The COPS Grant Fund accounts for revenues and expenditures of the COPS Grant. The only source of revenue for this fund is a federal grant.

Neighborhood Park – The Neighborhood Park Fund accounts for the receipt and expenditure of funds generated by the Park Fee imposed on all residential developments within the City. The major source of revenue for this fund is the Park Fee of \$500 per acre or portion thereof on all residential developments.

# ***CITY OF BARTLESVILLE***

## **2016-17 Operating Budget**

### **Description of Funds**

(continued)

Cemetery Perpetual Care – The Cemetery Perpetual Care Fund accounts for revenues and expenditures of the cemetery’s improvement and upkeep in accordance with State law. The principal portion of this fund may only be used to purchase additional land for the cemetery or for other capital improvements. The interest portion can be used for maintenance. The major sources of revenue for this fund are 12½ % of all receipts from the sale of burial plots or interments at the Cemetery, donations, and investment earnings.

Memorial Stadium Operating – The Memorial Stadium Operating Fund accounts for the revenues and expenditures associated with operating and improving the Doenges Memorial Stadium. The major sources of revenue for this fund are transfers from other funds and structure rentals.

Debt Service Fund – As prescribed by State law, the Debt Service Fund receives all ad valorem taxes paid to the City for the retirement of general obligation bonded debt. Such revenues are used for the payment of principal and interest on the City’s general obligation bonds. The major sources of revenue for this fund are ad valorem taxes and transfers from other funds.

#### Capital Projects Funds:

Capital Improvements: Sales Tax – The Capital Improvements: Sales Tax Fund accounts for revenues and expenditures associated with funds from sales tax that are dedicated to capital improvements. This fund was originally established to account for the 1999 ½ cent sales tax issue that was extended in 2003. The major sources of current revenue for this fund are a ½% sales tax and investment earnings.

Capital Improvements: Park and Recreation – The Capital Improvements: Park and Recreation Fund accounts for specific revenues and expenditures associated with improvements to the City’s parks and recreation facilities. The fund was originally established to account for the 1997 General Obligation Bond funds that were dedicated to park and recreation improvements. The major source of current revenue for this fund is investment earnings.

# ***CITY OF BARTLESVILLE***

## **2016-17 Operating Budget**

### **Description of Funds**

(continued)

Capital Improvements: Wastewater – The Capital Improvements: Wastewater Fund accounts for specific revenues and expenditures associated with improvements to the wastewater system. The fund was originally established to account for the 1998 General Obligation Bond funds that were dedicated to wastewater improvements. It has since received bond funds from the 2001 General Obligation Bond issue, the 2002 General Obligation Bond issue, and the 2003 General Obligation Bond issue. The major sources of current revenue for this fund are the sewer impact fees, which are assessed on new or improved structures in amounts between \$1,800 and \$115,200 depending on intended use and actual meter size, and investment earnings.

Capital Improvements: Wastewater Regulatory – The Capital Improvements: Wastewater Regulatory Fund accounts for specific revenues and expenditures associated with ODEQ & EPA mandated improvements to the wastewater system. The major source of revenue for this fund is the wastewater capital investment fees, which are assessed as \$1.00/1,000 gallons of billable wastewater, and investment earnings.

Capital Improvements: City Hall – The Capital Improvements: City Hall Fund accounts for specific revenues and expenditures associated with improvements to City Hall. The fund was originally established to account for lease revenues associated with the 3<sup>rd</sup> party lease for the 4<sup>th</sup> floor of City Hall. As there is no guarantee that these revenues will be sustainable long-term, it was determined that they should not be used to support ongoing operations and were therefore restricted for improvements to City Hall. The major sources of current revenue for this fund are lease revenues and investment earnings.

Capital Improvements: Storm Sewer – The Capital Improvements: Storm Sewer Fund accounts for specific revenues and expenditures associated with improvements to the City's storm drainage system. The fund was originally established to account for the 1997 General Obligation Bond funds that were dedicated to storm sewer improvements. The major sources of current revenue for this fund are the storm water detention in-lieu fees, which are assessed on subdivisions at a rate of 10 cents per square foot of impervious surface, and investment earnings.

Community Development Block Grant – The Community Development Block Grant Fund accounts for revenues and expenditures related to the Community Development Block Grant, a federal grant passed through the State of Oklahoma Department of Commerce. The fund's only source of revenue is federal grants.

# ***CITY OF BARTLESVILLE***

## **2016-17 Operating Budget**

### **Description of Funds**

(continued)

2008B G.O. Bond – The 2008B G.O. Bond fund accounts for revenues and expenditures related to the 2008B general obligation debt issuance. The fund's only sources of revenue are proceeds from the issuance of debt and investment income.

2009 G.O Bond – The 2009 G.O. Bond fund accounts for the revenues and expenditures related to the 2009 general obligation debt issuance. The fund's only sources of revenue are proceeds from the issuance of debt and investment income.

2010 G.O Bond – The 2010 G.O. Bond fund accounts for the revenues and expenditures related to the 2010 general obligation debt issuance. The fund's only sources of revenue are proceeds from the issuance of debt and investment income.

2012 G.O Bond – The 2012 G.O. Bond fund accounts for the revenues and expenditures related to the 2012 general obligation debt issuance. The fund's only sources of revenue are proceeds from the issuance of debt and investment income.

2014 G.O Bond – The 2014 G.O. Bond fund accounts for the revenues and expenditures related to the 2014 general obligation debt issuance. The fund's only sources of revenue are proceeds from the issuance of debt and investment income.

2014B G.O Bond – The 2014B G.O. Bond fund accounts for the revenues and expenditures related to the 2014B general obligation debt issuance. The fund's only sources of revenue are proceeds from the issuance of debt and investment income.

2015 G.O Bond – The 2015 G.O. Bond fund accounts for the revenues and expenditures related to the 2015 general obligation debt issuance. The fund's only sources of revenue are proceeds from the issuance of debt and investment income.

# ***CITY OF BARTLESVILLE***

## 2016-17 Operating Budget

### Description of Funds

(continued)

#### PROPRIETARY FUND TYPES:

##### Enterprise Funds:

Wastewater – The Wastewater Fund accounts for the operations of the City of Bartlesville’s wastewater utility. The major source of revenue for this fund is charges for services related to wastewater collection and processing. These charges are originally recorded in the Bartlesville Municipal Authority and are transferred to the Wastewater Fund, after all outstanding debt obligations have been met, as a reimbursement of operating expenses.

Water – The Water Fund accounts for the operations of the City of Bartlesville’s water utility. The major source of revenue for this fund is charges for services related to water treatment and distribution. These charges are originally recorded in the Bartlesville Municipal Authority and are transferred to the Water Fund, after all outstanding debt obligations have been met, as a reimbursement of operating expenses.

Solid Waste – The Solid Waste Fund accounts for the operations of the City of Bartlesville’s solid waste utility. The major source of revenue for this fund is charges for services related to solid waste collection and disposal.

Adams Municipal Golf Course – The Adams Municipal Golf Course Fund accounts for the operations of the City of Bartlesville’s municipal golf course. The major sources of revenue for this fund are charges for services related to green fees, membership, locker rentals, and transfers from other funds.

Sooner Pool – The Sooner Pool Fund accounts for the operations of the City of Bartlesville’s Sooner Pool. Prior to fiscal year 2016, the major sources of revenue for this fund were charges for services, concession sales, and transfers from other funds. Beginning in April 2015, both of the City’s pools are run by management agreement, so the only major source of revenue for this fund is transfers from other funds.

Frontier Pool – The Frontier Pool Fund accounts for the operations of the City of Bartlesville’s Frontier Pool. Prior to fiscal year 2016, the major sources of revenue for this fund were charges for services, concession sales, and transfers from other funds. Beginning in April 2015, both of the City’s pools are run by management agreement, so the only major source of revenue for this fund is transfers from other funds.

# ***CITY OF BARTLESVILLE***

## **2016-17 Operating Budget**

### **Description of Funds**

(continued)

#### Internal Service Funds:

Workers' Compensation – The Workers' Compensation Fund accounts for the revenues and expenditures of the City's self-funded workers' compensation insurance. The major source of revenue for this fund is transfers from other funds.

Health Insurance – The Health Insurance Fund accounts for the revenues and expenditures of the City's self-funded health insurance plan. The major sources of revenue for this fund are employee premiums and transfers from other funds.

Auto Collision Insurance – The Auto Collision Insurance Fund accounts for the revenues and expenditure related to the City's self-funded auto collision/physical damage claims. The major sources of revenue for this fund are transfers from other funds.

Stabilization Reserve – The Stabilization Reserve Fund accounts for revenues and reserve balances associated with the City's Stabilization Reserve Fund ordinance that was adopted in FY 2011. This ordinance established minimum funding criteria for the Stabilization Reserve and criteria under which these balances may be spent in the event of emergencies or unexpected economic downturns.

Capital Reserve – The Capital Reserve Fund accounts for revenues and reserve balances associated with the City's Capital Reserve Fund ordinance that was adopted in FY 2011. This ordinance established procedures and requirements for the formation and adoption of long term capital plans for the Water, Wastewater, and Sanitation Funds. The reserve balances contained in this fund are to be spent in accordance with these capital plans, and the funding levels for this fund are to be provided based on the needs established in these plans.

#### FIDUCIARY FUND TYPES:

##### Expendable Trust Funds:

Mausoleum Endowment Fund – The Mausoleum Endowment Fund accounts for the revenues and expenditures related to the mausoleum. The fund was formed initially to account for funds that were already on deposit for the care of the mausoleum when the City accepted the mausoleum. The major source of revenue for this fund is investment earnings.



# ***CITY OF BARTLESVILLE***

## 2016-17 Operating Budget

### Description of Funds

(continued)

#### **OTHER FUNDS AND COMPONENT UNITS**

The City's audited financial statements also include certain other funds that are not required to be part of the City's annual budget according to the Municipal Budget Act. These funds are certain trust authorities formed under **O.S. 60 Sec. 176** of the Oklahoma State Statutes, other corporations that directly benefit the City and agency funds that do not have expenses or income.

The authorities created in accordance with **O.S. 60 Sec. 176** are governed by the budget laws set forth in **O.S. 60 Sec. 176** and not the Municipal Budget Act. In accordance with this statute, these public trust authorities are required to prepare an annual budget and submit a copy to the City as beneficiary. However, there are no further requirements such as form of budget or definition of legal spending limit. The agency funds are only used to hold funds in a fiduciary capacity and do not have any expenses or revenues that would be subject to appropriation under the Municipal Budget Act.

The above mentioned funds are not appropriated by the City of Bartlesville and where included in this report are done so in the interest of completeness and for the purpose of further analysis only. The *nonappropriated* funds and component units of the City of Bartlesville are listed below:

#### **AGENCY FUNDS:**

Utility Deposit Fund – The Utility Deposit Fund is used to account for deposits made by individuals who are using the utility services of the City of Bartlesville. This fund is not included in this budget document.

Municipal Court Bond Fund – The Municipal Court Bond Fund is used to account for municipal court bonds that are held for individuals who are awaiting court dates. This fund is not included in this budget document.

# ***CITY OF BARTLESVILLE***

## **2016-17 Operating Budget**

### **Description of Funds**

(continued)

#### **BLENDED COMPONENT UNITS:**

Bartlesville Development Authority – The Bartlesville Development Authority was created to finance certain facilities for the purpose of promoting economic development in the City of Bartlesville and surrounding areas. This fund is blended as a business type fund for the purposes of the audited financial statements but is not included in this budget document.

Bartlesville Redevelopment Trust Authority – The Bartlesville Redevelopment Trust Authority (formerly known as the Bartlesville Downtown Trust Authority) was originally created to finance, develop, redevelop, restore, and beautify the downtown Bartlesville area. The Board of Trustees consists of six members appointed by the City Council and one City Council member. This fund is blended as a business type fund for the purposes of the audited financial statements but is not included in this budget document.

Bartlesville History Museum Trust Authority – The Bartlesville History Museum Trust Authority was created to establish, improve, maintain, administer, and operate facilities for use as a history museum. The Board of Trustees consists of nine members, one of whom must be a member of the City Council. Trustees are appointed by the City Council. This fund is blended as a governmental fund for the purposes of the audited financial statements but is not included in this budget document.

Bartlesville Library Trust Authority – The Bartlesville Library Trust Authority was created to encourage, finance, and promote the Bartlesville Public Library. The City Council appoints all of the members of the Board of Trustees. The assets of the Trust are managed by City employees who furnish library services to the citizens. This fund is blended as a governmental fund for the purposes of the audited financial statements but is not included in this budget document.

# ***CITY OF BARTLESVILLE***

## **2016-17 Operating Budget**

### **Description of Funds**

(continued)

Bartlesville Adult Center Trust Authority – The Bartlesville Adult Center Trust Authority was created to encourage, finance, and promote cultural and recreational activities for the older citizens of Bartlesville. The Board of Trustees consists of six members that are appointed by the City Council. This fund is blended as a governmental fund for the purposes of the audited financial statements but is not included in this budget document.

Bartlesville Community Center Trust Authority – The Bartlesville Community Center Trust Authority was created to develop, finance, and operate the Bartlesville Community Center for cultural and recreational activities for the citizens of Bartlesville and surrounding areas. The Board of Trustees consists of eight members that are appointed by the City Council and one City Council member. This fund is blended as a business type fund for the purposes of the audited financial statements but is not included in this budget document.

Bartlesville Education Authority – The Bartlesville Education Authority was created to assist the Bartlesville Public School District with financing and construction of a 9<sup>th</sup> grade center at the Bartlesville High School and the renovation of Central Middle School. The governing body of the Authority is the same as the City Council. The assets financed by the Authority are managed by the employees of the City. This fund is blended as a business type fund for the purposes of the audited financial statements but is not included in this budget document.

Bartlesville Municipal Authority – The Bartlesville Municipal Authority was created originally to finance projects and developments for the City’s water and wastewater utilities. The Authority’s purpose has recently been expanded to include financing of certain street projects. The formation of this Authority was necessary due to restrictions on a municipality’s ability to pledge revenues as collateral for debt. All water and wastewater revenues are originally recorded in this Authority, and the City’s water and wastewater utility operating funds are reimbursed for their operating expenses and transfers after all debt obligations have been met. The governing body of the Authority is the same as the City Council. The assets financed by the Authority are managed by the employees of the City. This fund is blended as a proprietary fund for the purposes of the audited financial statements and is included in this budget document in the interest of completeness and to facilitate further analysis of the overall financial condition of the City.

**CITY OF BARTLESVILLE**  
2016-17 Operating Budget  
Fund Structure Charts



**CITY OF BARTLESVILLE**  
2016-17 Operating Budget  
Fund Structure Charts  
(continued)

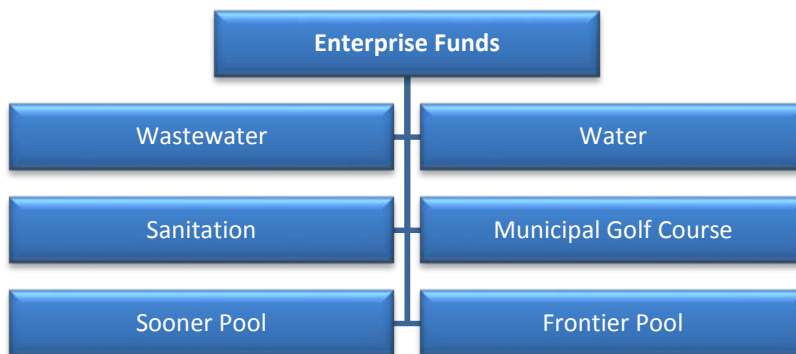


# ***CITY OF BARTLESVILLE***

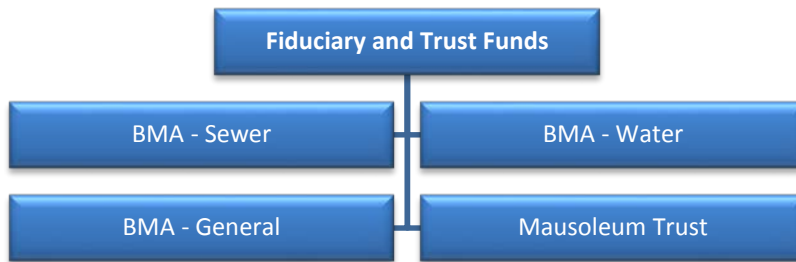
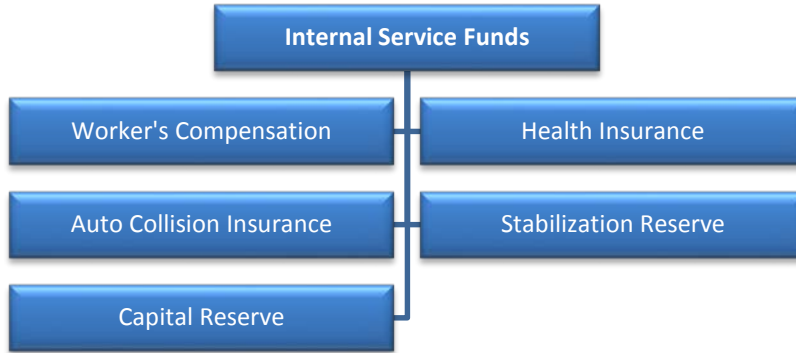
## **2016-17 Operating Budget**

### **Fund Structure Charts**

(continued)



**CITY OF BARTLESVILLE**  
2016-17 Operating Budget  
Fund Structure Charts  
(continued)



# ***CITY OF BARTLESVILLE***

## **2016-17 Operating Budget**

### **Budget Calendar**

<b><u>TARGET DATE</u></b>	<b><u>ACTIVITY</u></b>
March 8	Distribute Budget Preparation Packets to Directors
March 14	Directors verify personnel and line estimates
March 8 – March 28	Directors prepare budget requests and submit to Finance Director
April 18 – April 21	Directors Budget Meetings with City Manager
May 19	Submit Proposed Budget to City Council
May 23	City Council Consideration of Budget
May 25	Publish Budget Summary and Notice of Public Hearing (actual publish date will be Sunday, May 29)
June 6	Public Hearing on Budget and Budget Adoption (Legal Deadline is June 23)
June 30	Budget published and filed with State Auditor and City Clerk
July 1	New fiscal year begins



# FINANCIAL SUMMARY



*PAGE LEFT BLANK INTENTIONALLY*

***CITY OF BARTLESVILLE***  
**2016-17 Operating Budget**  
**Description of Major Revenue Sources**

The City of Bartlesville only uses recurring revenue sources to budget for continuing operational services. One time and limited use revenue sources are budgeted strictly for the project or projects for which they will be received. Examples of one time and restricted use revenues are Federal Capital Grants, General Obligation Bond proceeds, other debt proceeds, sale of property, etc. These revenues are budgeted only when their availability is certain and only for the intended use.

Recurring revenues are revenues that the City receives periodically. The amounts are not usually known in advance and some estimation is required for budget purposes. Examples of recurring revenues are sales tax, ad valorem tax, franchise fees, utility revenues, investment revenues, court fees and fines, etc. A listing of the recurring external revenue sources for the fiscal years 2010-11 to 2014-15 is presented below.

<u>REVENUESOURCE</u>	<u>TOTAL</u>	<u>AVERAGE</u>	<u>AVERAGE %</u>
General Sales Tax	80,266,325	16,053,265	36.0%
Water Fees	42,131,939	8,426,388	18.9%
Wastewater Fees	26,650,890	5,330,178	11.9%
Sanitation Fees	21,644,373	4,328,875	9.7%
Ad Valorem	16,541,663	3,308,333	7.4%
Fees for Services (Other than Utilities)	8,909,473	1,781,895	4.0%
Franchise Fees	7,603,901	1,520,780	3.4%
Investment Earnings	2,009,068	401,814	0.9%
Fines & Fees	4,236,176	847,235	1.9%
E-911	2,176,284	435,257	1.0%
Hotel/Motel Tax	4,243,247	848,649	1.9%
Miscellaneous	2,301,595	460,319	1.0%
County Motor Veh Tax	1,316,109	263,222	0.7%
Licenses & Permits	1,176,102	235,220	0.5%
Cigarette Tax	1,058,487	211,697	0.5%
State Alchohol Tax	503,473	100,695	0.2%
Fuel Tax	333,350	66,670	0.1%
<b>TOTAL</b>	<b><u>223,102,455</u></b>	<b><u>44,620,492</u></b>	<b><u>100.0%</u></b>

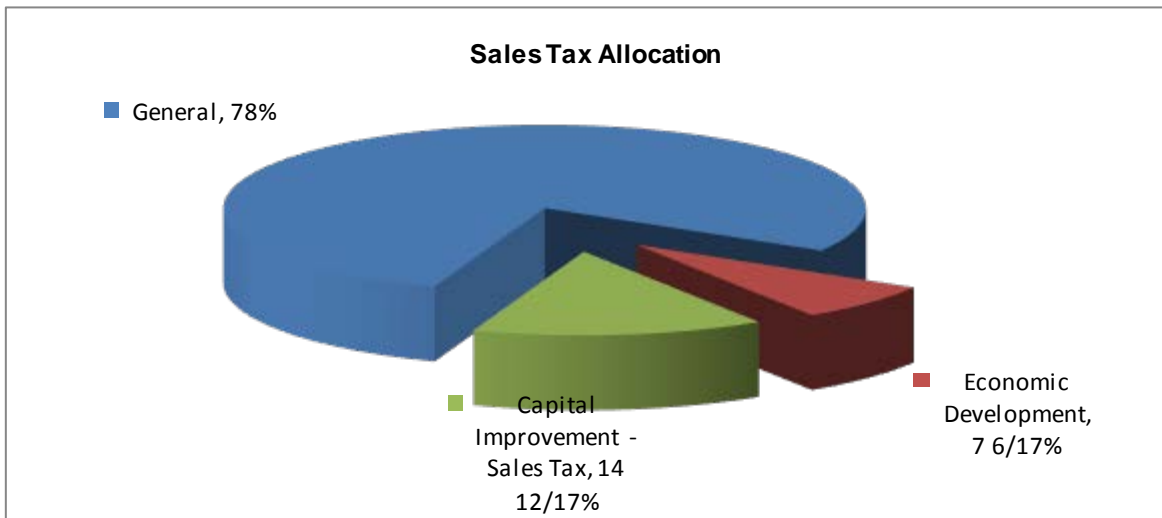
These revenue sources are used in conjunction with the residual fund equities to determine the amount available for operations. The top five revenue sources on average make up 83.9% of the total external recurring revenue used by the City to fund its operations. An analysis of these major sources of recurring revenue is presented in the following sections.

**CITY OF BARTLESVILLE**  
2016-17 Operating Budget  
Description of Major Revenue Sources  
(continued)

(All amounts in the following sections for the fiscal year 2015-16 consist of actual amounts as of January 31, 2016 projected to June 30, 2016 with the exception of sales tax which includes actuals as of May 31, 2016 projected to June 30, 2016)

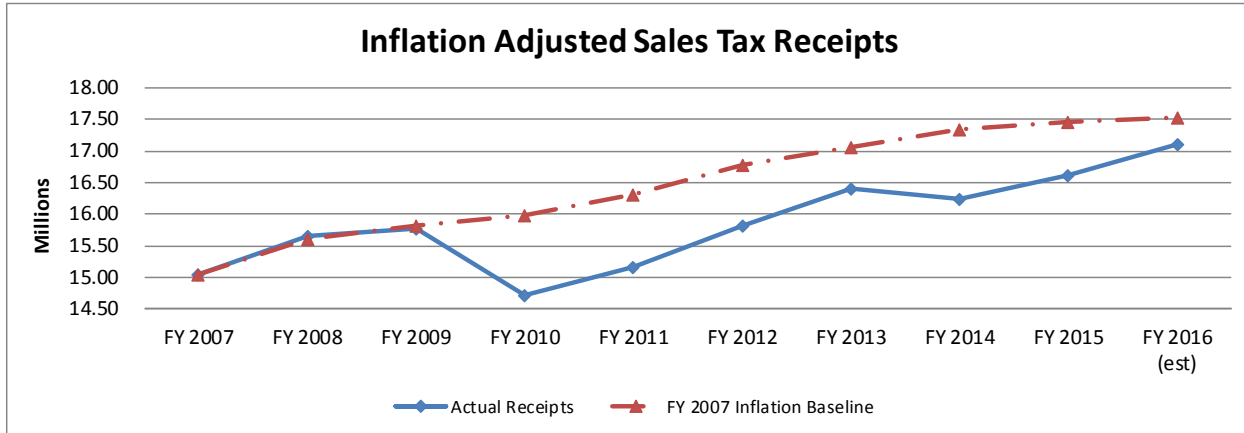
**SALES TAX**

The 3% municipal sales tax has been and continues to be Bartlesville’s largest source of recurring revenue, accounting for, on average, 36.0% of the City’s recurring external revenues. Sales taxes are divided between the General Fund (77.9%), Economic Development Fund (7.4%), and the Capital Improvements: Sales Tax Fund (14.7%).



The following chart shows how sales tax reacts to uncertainty in the local or national economy, and it compares those changes over time to an inflation adjusted baseline. As is evident in the chart, the City’s inflation adjusted buying power has yet to recover back to pre-recession levels. Fortunately, the citizens of Bartlesville approved a 0.4% sales tax rate increase in fiscal year 2015-16 which has allowed the City to restore services to near previous levels with the adoption of the current budget.

**CITY OF BARTLESVILLE**  
 2016-17 Operating Budget  
 Description of Major Revenue Sources  
 (continued)



The City of Bartlesville uses a historical trend analysis approach adjusted for known factors to estimate its sales tax revenue. The trend analysis approach uses the average percentage increases from year to year, adjusted for known factors, to determine the estimated increase in revenues for the coming budget year. The trend analysis for sales tax is summarized below.

**Sales Tax Revenue Estimate  
 Trend Analysis Method**

<b>Fiscal Year</b>	<b>Amount Received (Unadjusted)</b>	<b>Percent Increase (Unadjusted)</b>	<b>Amount Received (Adjusted)</b>	<b>Percent Increase (Adjusted)</b>
2012	15,822,160		17,931,781	
2013	16,413,475	3.74%	18,601,938	3.74%
2014	16,231,654	(1.11%)	18,395,875	(1.11%)
2015	16,640,842	2.52%	18,859,621	2.52%
2016	17,108,317	2.81%	18,579,652	(1.48%)
<b>Total</b>	<b>82,216,448</b>	<b>7.96%</b>	<b>92,368,867</b>	<b>3.67%</b>
<b>Average</b>	<b>16,443,290</b>	<b>1.99%</b>	<b>18,473,773</b>	<b>0.92%</b>

The preceding trend analysis accounts solely for historic amounts and disregards current and anticipated economic factors that could significantly influence the amount of sales tax growth. The unadjusted columns represent actual dollars received. This column is dramatically skewed by the recent rate increase.

***CITY OF BARTLESVILLE***  
2016-17 Operating Budget  
Description of Major Revenue Sources  
(continued)

The adjusted column does not represent actual dollars received. Instead it represents the amounts that would have been received if the rate increase had been in effect during the entire period of the analysis. This column allows for an analysis of the historical underlying economic activity and provides a better picture of these trends. It is the policy of the City of Bartlesville to examine historical trends, but to also weigh heavily the most recent factors. The City's most recent experience with sales tax shows weakness in this revenue source that is further exacerbated by continued low energy prices and the internet sales tax loop hole that has yet to be addressed by Congress.

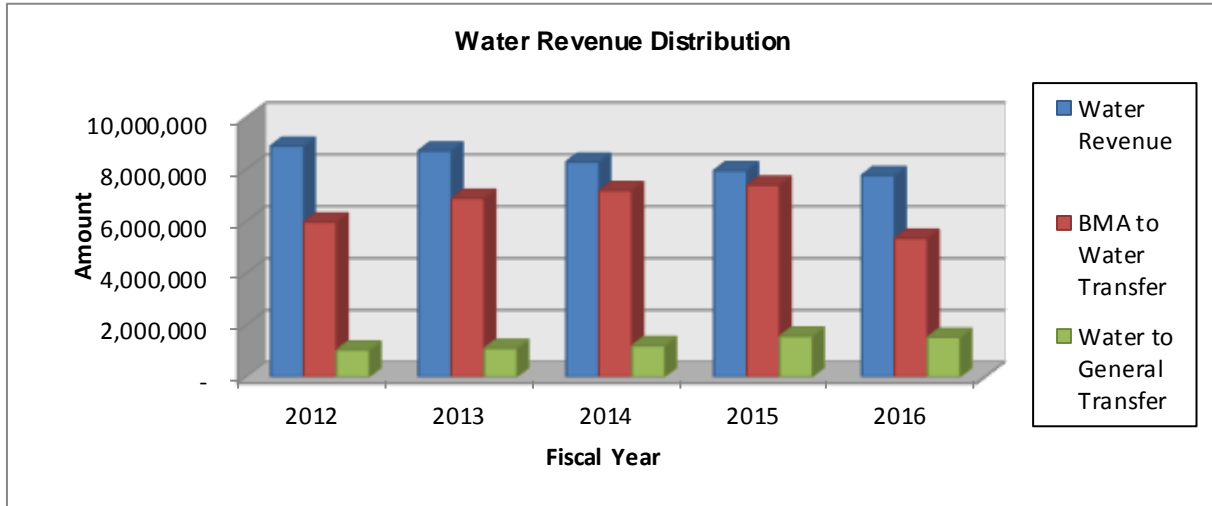
Considering both the average trend of slight growth in sales tax and the economic uncertainty discussed above, the City has elected to utilize a near zero growth scenario for sales tax.

Using this scenario, the amount of sales tax revenue to be budgeted for fiscal year 2016-2017 is \$18,542,529. This amount will be available to the following funds based on the percentages previously discussed. The General Fund will receive \$14,452,529, the Capital Improvement – Sales Tax Fund will receive \$2,726,892, and the Economic Development Fund will receive \$1,363,446.

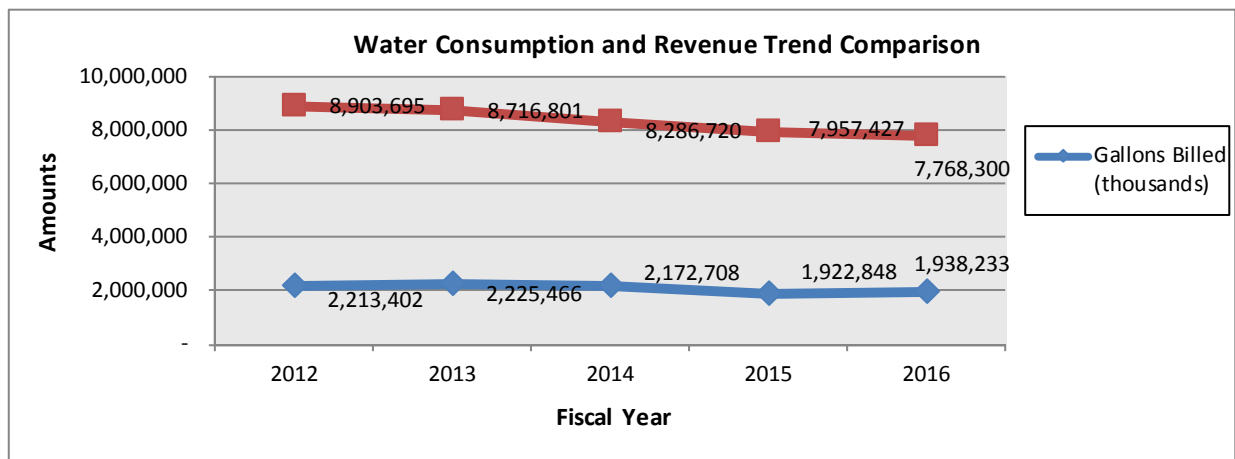
**WATER UTILITY REVENUES**

The revenues received from the City of Bartlesville's water utilities are the City's second largest source of revenue, accounting for, on average, 18.9% of all external recurring revenues. These revenues are pledged to provide debt service on a portion of the Bartlesville Municipal Authority's ("BMA") debt, and are therefore recorded initially in the BMA. This is still an important source of revenue to the City however, since the amount needed to fund the operations of the City's water utility is transferred back to the water utility fund. From there, the revenues are used to fund the operation, maintenance, and improvement of the City's water utility and also to provide operating transfers to the City's General Fund for administrative overhead. The relationship between water revenues and operating transfers is shown below in graphic form.

**CITY OF BARTLESVILLE**  
 2016-17 Operating Budget  
 Description of Major Revenue Sources  
 (continued)



The City estimates water utility revenues by again using a historical trend analysis approach adjusted for known factors, but the trend analysis is performed on the revenue base rather than the actual revenue itself. This approach is used to eliminate the effect of rate changes and other revenue variables that can skew the trend. The revenue base used to determine the trend for water revenues is water consumption billed.



**CITY OF BARTLESVILLE**  
 2016-17 Operating Budget  
 Description of Major Revenue Sources  
 (continued)

**Water Utility Revenue Estimate  
 Trend Analysis Method**

<u>Fiscal Year</u>	<u>Gallons Billed</u> (thousands)	<u>Percent</u> <u>Increase</u> (Decrease)	<u>Dollars Billed</u>	<u>Percent</u> <u>Increase</u> (Decrease)
2012	2,213,402		8,903,695	
2013	2,225,466	0.55%	8,716,801	(2.10%)
2014	2,172,708	(2.37%)	8,286,720	(4.93%)
2015	1,922,848	(11.50%)	7,957,427	(3.97%)
2016	1,938,233	0.80%	7,768,300	(2.38%)
<b>Total</b>	<b><u>10,472,657</u></b>	<b><u>(12.52%)</u></b>	<b><u>41,632,943</u></b>	<b><u>(13.38%)</u></b>
<b>Average</b>	<b><u>2,094,531</u></b>	<b><u>(3.13%)</u></b>	<b><u>8,326,589</u></b>	<b><u>(3.35%)</u></b>

The above analysis indicates that the City’s water sales have shrunk on average 3.35% per year with large fluctuations from year to year. At the same time, the City’s water revenues have declined due to differences in the types of users. The City’s current rate structure is a declining block system that provides discounts for larger water users.

This system will change effective July 1, 2016 to an inclining block structure for customers with meters smaller than 3” and a flat rate system for customers with meters 3” or larger. The change from declining to inclining block is also accompanied by water rate increases and the addition of a water capital fee.

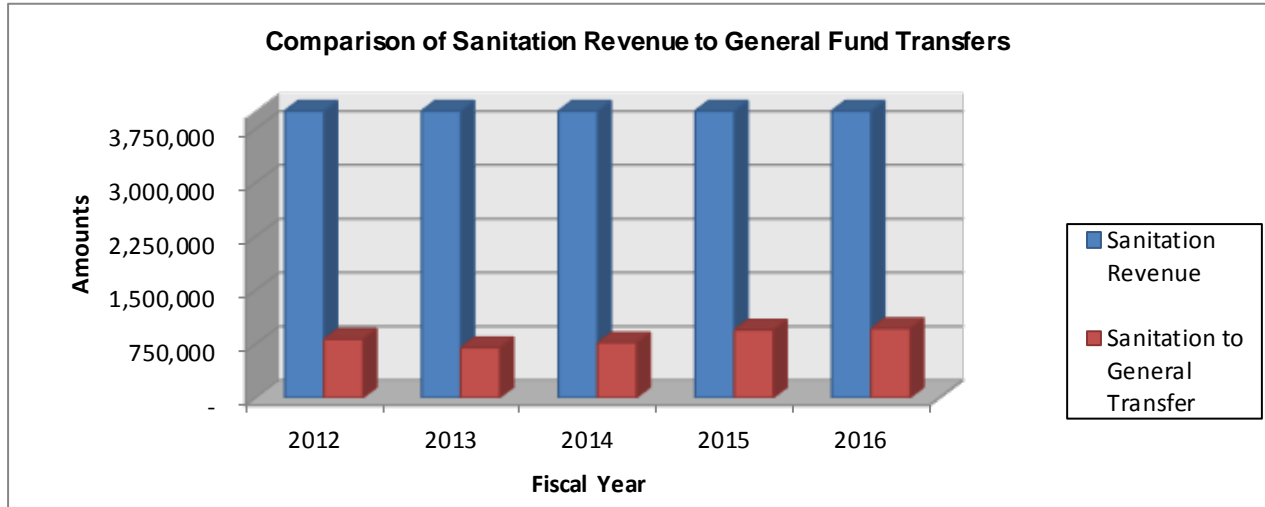
With all of these changes included, the resulting amount of \$10,147,000 is the estimated water utility revenue for the City of Bartlesville.

**SANITATION UTILITY REVENUE**

The City of Bartlesville also operates a sanitation utility for the purpose of collecting and disposing of solid waste. The fees derived from the sanitation utility are used to operate, maintain, and improve the sanitation utility and are also used to fund the City’s General Fund with operating transfers for administrative overhead. This source of revenue accounts for, on average, 9.7% of all external recurring revenues; which makes it the fourth largest source of revenue for the City.



**CITY OF BARTLESVILLE**  
 2016-17 Operating Budget  
 Description of Major Revenue Sources  
 (continued)



**Sanitation Utility Revenue Estimate  
 Trend Analysis Method**

<u>Fiscal Year</u>	<u>Dollars Billed (actuals)</u>	<u>Percent Increase (Decrease)</u>
2012	4,352,940	
2013	4,402,075	1.13%
2014	4,461,947	1.36%
2015	4,446,325	(0.35%)
2016	4,483,841	0.84%
<b>Total</b>	<b><u>22,147,128</u></b>	<b><u>2.98%</u></b>
<b>Average</b>	<b><u>4,429,426</u></b>	<b><u>0.75%</u></b>

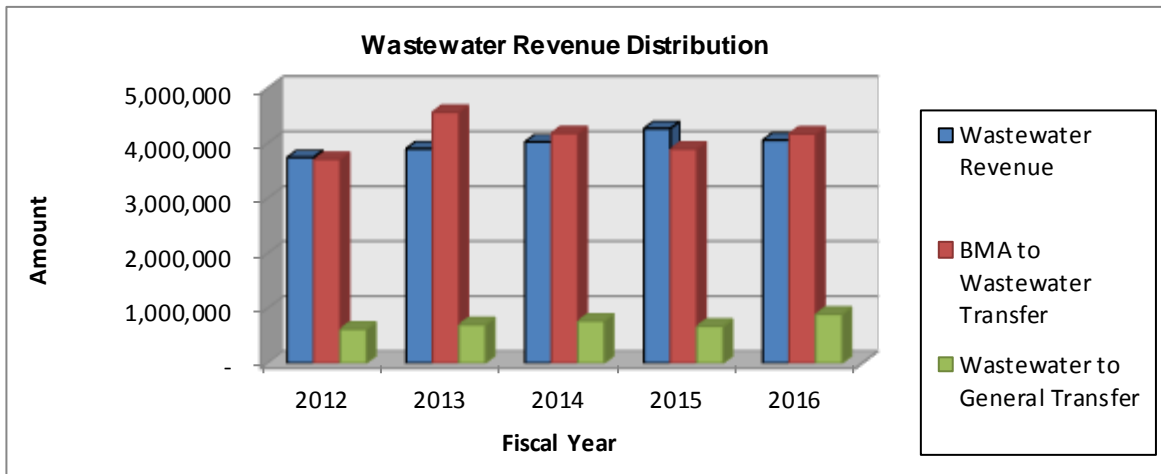
The above analysis indicates that the City’s sanitation sales have grown on average 0.75% per year with very small fluctuations from year to year. However, based on the trend analysis and recent results, the City is budgeting for a 1.0% increase in sanitation revenues. This results in \$4,528,679 for the 2016-17 fiscal year sanitation revenues.

***CITY OF BARTLESVILLE***  
 2016-17 Operating Budget  
 Description of Major Revenue Sources  
 (continued)

**WASTEWATER UTILITY REVENUES**

The revenues received from the City of Bartlesville’s wastewater utilities are the City’s third largest source of revenue, accounting for, on average, 11.9% of all external recurring revenues. Similar to the water utility revenues, these revenues have been pledged to provide debt service on a portion of the Bartlesville Municipal Authority’s (“BMA”) debt since fiscal year 2003-04, and therefore, during this period, were recorded initially in the BMA.

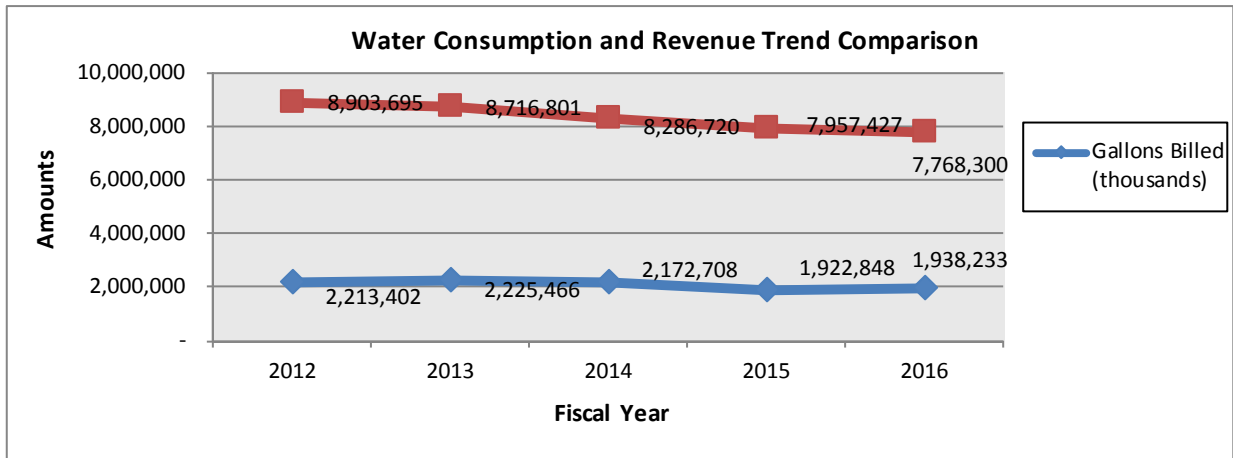
The amounts needed to fund the operations of the City’s wastewater utility are transferred back to the City operated wastewater utility fund. From there, the revenues are used to fund the operation, maintenance, and improvement of the City’s wastewater utility and also to provide operating transfers to the City’s General Fund. The relationship between wastewater revenues and operating transfers is shown below in graphic form.



In addition to the water rate changes that will be adopted effective July 1, 2016, the City will also adopt wastewater rate changes. These changes and the changes to the water rates are the result of a comprehensive water and wastewater study. The r

**CITY OF BARTLESVILLE**  
 2016-17 Operating Budget  
 Description of Major Revenue Sources  
 (continued)

The City typically estimates wastewater utility revenues by using the same trend analysis approach and revenue base that it uses to estimate the water utility revenues, since gallons of water consumed is the basis for wastewater and water billings.



**Sewer Utility Revenue Estimate  
 Trend Analysis Method**

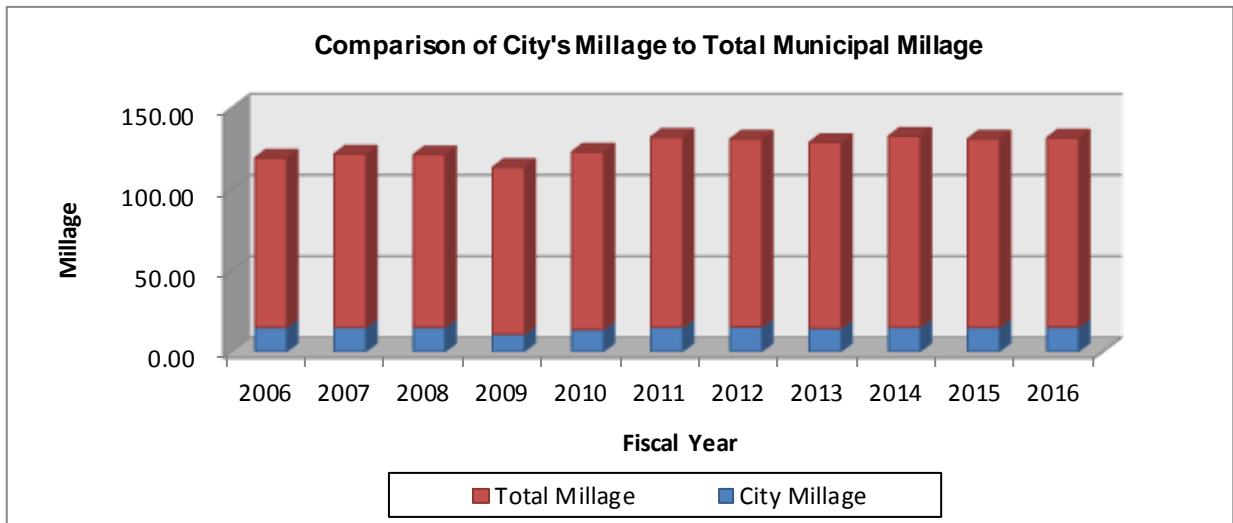
<u>Fiscal Year</u>	<u>Gallons Billed (thousands)</u>	<u>Percent Increase (Decrease)</u>	<u>Dollars Billed</u>	<u>Percent Increase (Decrease)</u>
2012	2,213,402		3,800,212	
2013	2,225,466	0.55%	3,900,933	2.65%
2014	2,172,708	(2.37%)	4,025,216	3.19%
2015	1,922,848	(11.50%)	4,268,670	6.05%
2016	1,938,233	0.80%	4,059,651	(4.90%)
<b>Total</b>	<b>10,472,657</b>	<b>(12.52%)</b>	<b>20,054,682</b>	<b>6.99%</b>
<b>Average</b>	<b>2,094,531</b>	<b>(3.13%)</b>	<b>4,010,936</b>	<b>1.75%</b>

Utilizing the results of the comprehensive wastewater study, the City estimates that the new wastewater rates will generate \$5,685,000 in revenue.

***CITY OF BARTLESVILLE***  
 2016-17 Operating Budget  
 Description of Major Revenue Sources  
 (continued)

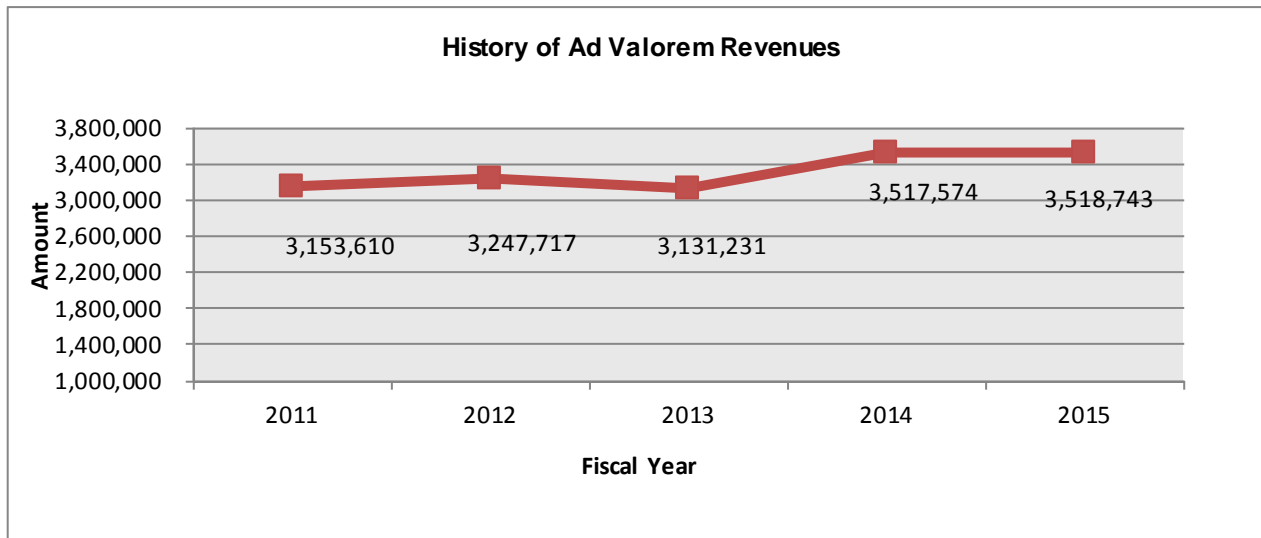
AD VALOREM

By law, municipalities in the State of Oklahoma are only allowed to levy ad valorem property taxes for two purposes. The first is to pay general obligation debt service requirements, and the second is to pay court ordered judgments. Due to the restrictive nature of these funds, the process for estimating the ad valorem revenues for the coming budget year is based upon tax levies determined through debt service and judgment calculations. There is no trend analysis necessary, since the required amount of ad valorem taxes will be levied regardless of past trends. There is no legal limit on the amount of ad valorem taxes that can be levied by a municipality for these purposes; however, all general obligation debt must be approved by a vote of the citizens. This requirement and an informal policy by the City Council not to exceed 15 mills helps to control the millage (or amount of the levy) that the City is able to levy and collect.



**CITY OF BARTLESVILLE**  
 2016-17 Operating Budget  
 Description of Major Revenue Sources  
 (continued)

As the above graphic illustrates, the City’s share of total ad valorem taxes have been a very small portion of total ad valorem taxes for the citizens of the City of Bartlesville. However, even though small by comparison to the total ad valorem, the City’s revenues from ad valorem taxes are still its fifth largest source of recurring revenue, accounting for, on average, 7.4% of total external recurring revenue.



The ad valorem tax levy is prepared using an estimate of needs form. The estimate of needs is prepared by estimating all sinking fund related expenses for the upcoming year. The first amount taken into consideration is the principal requirement on the general obligation bonds. This is calculated by taking the amount of the bond issue and dividing it by the term of the bond issue. Additionally, principal amounts are calculated for court ordered judgments. The sum of these two items provides an annualized principal requirement.

The actual amount of interest to be paid during the year for both general obligation debt and judgments is added to the annualized principal requirement. This provides the entire amount of the debt service payments for the year. Adjustments are also made for amounts in excess of liabilities in the fund, financial agent fees, and other revenue sources that are used to meet general obligation debt service requirements. A 5% mandatory over-levy is then added to the total levy requirements. This is the basis for the City’s property tax levies. Washington County (the “County”) then collects the property tax payments for all of the property within the County and forwards the different taxing agencies’ property taxes on to each of them.

**CITY OF BARTLESVILLE**  
 2016-17 Operating Budget  
 Description of Major Revenue Sources  
 (continued)

The City takes a simpler approach to estimating its ad valorem revenues for budget purposes than that used for its estimate of needs. As shown below, the City calculates the actual principal and interest requirements for the fiscal budget year, adds the estimated amounts of any court ordered judgments and financial agent fees. The estimated ad valorem revenue for fiscal year 2015-16 is considered to be the actual amount necessary to levy.

**Ad Valorem Revenue Estimate**  
**Debt Service Requirements Estimation Method**

<u>Bond Issue/Purpose</u>	<u>Principal Requirement</u>	<u>Interest Requirement</u>	<u>Total Requirement</u>
2015 Combined Purpose Bonds	-	43,110	43,110
2014B Combined Purpose Bonds	575,000	74,988	649,988
2014 Combined Purpose Bonds	165,000	22,020	187,020
2012 Combined Purpose Bonds	330,000	32,221	362,221
2010 Combined Purpose Bonds	710,000	35,613	745,613
2009 Combined Purpose Bonds	330,000	36,450	366,450
2008B Combined Purpose Bonds	220,000	20,825	240,825
2008A Combined Purpose Bonds	440,000	30,940	470,940
2007 Combined Purpose Bonds	500,000	18,000	518,000
Judgement	<u>120,221</u>	<u>-</u>	<u>120,221</u>
<b>Totals</b>	<b><u>3,390,221</u></b>	<b><u>271,057</u></b>	<b><u>3,661,278</u></b>
		Add: Financial Agent Fees	<u>2,600</u>
	<b>Balance to Levy</b>		<b><u>3,663,878</u></b>

# ***CITY OF BARTLESVILLE***

## 2016-17 Operating Budget All Funds Personnel Summary

<b>PERSONNEL COUNTS BY FUND &amp; DEPARTMENT</b>	<b>2014-15 ACTUAL FTEs</b>	<b>2015-16 BUDGETED FTEs</b>	<b>2015-16 ACTUAL FTEs</b>	<b>2016-17 BUDGETED FTEs</b>
General Fund:				
Administration	6	7	7	7
Accounting and Finance	16	16	16	16
Legal	2.23	2.23	2.23	2.23
Building and Neighborhood Service	7	6	6	8
Building Maintenance	6	6	5	6
Cemetery	1	1	1	1
Community Development	3	3	3	3
Engineering	8	8	8	9
Fleet Maintenance	4	4	4	4
Fire	70	67	67	70
Police	63	63	65	68
Street	11	11	11	17
Library	16.94	16.94	16.94	16.94
History Museum	3.85	3.85	3.85	3.85
Park and Recreation	9.5	8	8	18
<i>Total General Fund</i>	<b>227.52</b>	<b>223.02</b>	<b>224.02</b>	<b>250.02</b>
E-911 Fund:				
Emergency Dispatch	<b>13</b>	<b>15</b>	<b>15</b>	<b>15</b>
Special Library:				
Library	<b>0.51</b>	<b>1.01</b>	<b>1.13</b>	<b>1.13</b>
Special Museum:				
Museum	<b>1.66</b>	<b>1.18</b>	<b>1.18</b>	<b>1.18</b>
Memorial Stadium Operating Fund:				
Doenges Memorial Stadium	<b>0.5</b>	<b>0.5</b>	<b>0</b>	<b>0</b>
Wastewater Fund:				
Wastewater Maintenance	<b>11</b>	<b>11</b>	<b>11</b>	<b>11</b>
Water Fund:				
Water Plant	15	15	15	15
Water Administration	2	2	2	2
Water Distribution	18	21	18	21
<i>Total Water</i>	<b>35</b>	<b>38</b>	<b>35</b>	<b>38</b>
Sanitation Fund:				
Sanitation	<b>31</b>	<b>31</b>	<b>31</b>	<b>31</b>
Golf Course Fund:				
Municipal Golf Course	<b>3</b>	<b>3</b>	<b>3</b>	<b>3</b>
<b>Total Personnel</b>	<b><u>323.19</u></b>	<b><u>323.71</u></b>	<b><u>321.33</u></b>	<b><u>350.33</u></b>

As explained more fully in the City Manager’s Letter earlier in this document, there were 26 FTEs added as a result of the sales tax rate increase, 1 FTE added to Engineering, .5 FTE transferred from the Stadium to Parks, and approximately 250 part time hours added to Special Library for a grant related project. The end result is an increase of 26.62 FTEs from FY 2015-16 to FY 2016-17 for an increase of 8.2% in total personnel.

**CITY OF BARTLESVILLE**  
**2016-17 Operating Budget**  
**All Funds Capital Expenditures Summary**

<b>EXPENDITURES BY FUND &amp; DEPARTMENT</b>	<b>2016-17 BUDGETED CAPITAL EXPENDITURES</b>
Municipal Airport Fund:	
Airport	<b>265,599</b>
Cemetery Perpetual Care Fund:	
Cemetery	<b>72,745</b>
CIP - Sales Tax Fund:	
General Services	459,384
Community Development	193,987
Engineering	16,000
Fire	107,500
Police	520,000
Street	2,086,118
Park and Recreation	2,364,000
Municipal Golf Course	39,000
<i>Total CIP - Sales Tax</i>	<b>5,785,989</b>
CIP - Wastewater Fund:	
Wastewater Maintenance	<b>40,000</b>
CIP - Wastewater Regulatory Fund:	
Wastewater Maintenance	<b>2,500,000</b>
CIP - City Hall:	
General Services	<b>325,000</b>
CIP - Storm Sewer Fund:	
Storm Sewer	<b>50,000</b>
2012 GO Bond Fund:	
Tech Services	158,830
Sooner Pool	69,416
<i>Total 2012 GO Bond</i>	<b>228,246</b>
2014 GO Bond Fund:	
Street	1,300,000
Park and Rec	140,000
<i>Total 2014 GO Bond</i>	<b>1,440,000</b>
2014B GO Bond Fund:	
Park and Rec	55,000
<i>Total 2014B GO Bond</i>	<b>55,000</b>
2015 GO Bond Fund:	
Street	-
	<b>1,875,000</b>
Capital Reserve Fund:	
Engineering	25,000
Fire	19,400
Police	130,000
Dispatch	45,000
Park and Rec	274,200
Pool	18,500
Golf Course	57,500
General Government	50,000
Chickasaw Wastewater Treatment Plant	545,000
Wastewater Maintenance	352,000
Water Plant	577,000
Water Administration	390,500
Water Distribution	635,000
Sanitation	600,000
<i>Total Capital Reserve Fund</i>	<b>3,719,100</b>
	<b>\$ 16,356,679</b>



***CITY OF BARTLESVILLE***  
**2016-17 Operating Budget**  
**All Funds Capital Expenditures Summary**  
(continued)

The City of Bartlesville defines capital expenditures as an expense that will benefit more than one fiscal year. The City also has a capitalization threshold of \$5,000. Any item that meets the test of benefiting more than one fiscal year and exceeding \$5,000 in amount is considered a capital expenditure. Examples of capital expenditures include roads, vehicles, furniture, buildings, land, etc... Many capital expenditures are insignificant or routine, but there are usually several budgeted capital expenditures in a year that are not. A list of significant and non-routine capital expenditures is included below with a brief description of each.

<u>Fund</u>	<u>Dept</u>	<u>Title</u>	<u>Amount</u>	<u>Description</u>
CIP - Sales Tax	General	Elevator Improvements	\$ 150,000	Repair and Replace Elevators at City Hall
CIP - Sales Tax	General	Community Center Boilers	\$ 160,000	Replace boilers for Community Center HVAC system
CIP - Sales Tax	Street	Lights/Landscaping	\$ 400,000	Install new street lights and replace landscaping on Dewey and 2nd St
CIP - Sales Tax	Parks	Camelot Rehab	\$ 275,000	Rehab of Camelot Rd
CIP - Sales Tax	Parks	Osage Rehab	\$ 180,000	Rehab of Osage Blvd
CIP - Sales Tax	Parks	Pathfinder Parkway Trail Connection	\$ 175,000	New trail section to connect existing sections of Pathfinder Parkway
CIP - Sales Tax	Parks	Price Fields Phase II	\$ 1,800,000	Development of second quad and Engineering and Design of Parking at facility
Wastewater Regulatory Fund	WW Maint	Collections System Improvements Phase 6 & 7	\$ 2,500,000	Rehab of sanitary sewer system in accordance with ODEQ consent order
CIP - City Hall	General	Elevator Improvements	\$ 275,000	Repair and Replace Elevators at City Hall
2014 G.O. Bond Fund	Steet	Rehab Moonlight and Skyline Drive	\$ 625,000	Improvements to Moonlight and Skyline
2014 G.O. Bond Fund	Steet	Rehab 14th Street	\$ 350,000	Improvements from Cherokee to Armstrong
2014 G.O. Bond Fund	Steet	Rehab Sirroco	\$ 325,000	Improvements from Virginia Ave to Oak Park Rd
2014 G.O. Bond Fund	Parks	Sooner Park Play Equipment	\$ 140,000	Replace play equipment at Sooner Park and make play area ADA accessible
2015 G.O. Bond Fund	Steet	Price road Rehab	\$ 875,000	Improvements to Price Rd
2015 G.O. Bond Fund	Steet	Tuxedo Rehab	\$ 1,000,000	Improvements to Tuxedo
Capital Reserve Fund	Wastewater Plant	Replace Lift Station Telemetry (SCADA)	\$ 275,000	Replace and improve SCADA telemetry system for wastewater lift stations
Capital Reserve Fund	Water Plant	Hudson Lake Aeration System	\$ 275,000	Instalation of Aeration system at Hudson Lake to pretreat and reduce cost of water purification at the water treatment facility
Capital Reserve Fund	Water Plant	Wastewater Reuse Design	\$ 250,000	Design of pump station and force main for wastewater to water reuse plan
Capital Reserve Fund	Water Admin	Design of Water Utilities Building	\$ 115,500	Engineering and design for new Water/Wastewater Utilities building
Capital Reserve Fund	Water Dist	Adams Blvd Water Line	\$ 275,000	Replace Adams water line between Johnstone and Hickory
Various	General	ERP System	\$ 1,000,000	Fully integrated accounting and enterprise resource planning software.
Total			<u><u>\$ 11,420,500</u></u>	

**CITY OF BARTLESVILLE**  
**2016-17 Operating Budget**  
**All Funds Capital Expenditures Summary**  
(continued)

In addition to the capital items listed above, the City recently adopted an ordinance that mandated five year capital plans for the Wastewater, Water, and Sanitation Funds. Also part of this ordinance was the requirement that the City create a Capital Reserve Fund to accumulate the funds necessary to finance the capital needs identified in the five-year plans over time. Listed below are the capital plans by fund and department, the annual required funding necessary to support these plans by fund, and the detailed items included in the capital plans.

**WASTEWATER - 5 YR CAPITAL PLAN & FUNDING SUMMARY**

Fiscal Year	Capital Plan Summaries			Funding Summaries			
	Wastewater Plant	Wastewater Maint	Total	Tsf to Cap Res Fund	Debt Issued	Expenses	Cash Balance
2016	\$ 69,473	95,555	165,028	\$ 30,000	\$ -	165,028	292,401
2017	545,000	352,000	897,000	1,700,000	-	897,000	1,095,401
2018	50,000	900,000	950,000	1,700,000	-	950,000	1,845,401
2019	515,000	690,000	1,205,000	1,700,000	-	1,205,000	2,340,401
2020	35,000,000	2,725,000	37,725,000	1,700,000	35,000,000	37,725,000	1,315,401
2021	-	40,000	40,000	1,700,000	-	40,000	2,975,401
<b>Total</b>	<b>\$ 36,110,000</b>	<b>4,707,000</b>	<b>40,817,000</b>	<b>\$ 8,500,000</b>	<b>\$ 35,000,000</b>	<b>40,817,000</b>	

**WASTEWATER - WASTEWATER PLANT - 5 YR CAPITAL PLAN DETAIL**

Fiscal Year	Fund/Dept	Item Description	Number of Items	Cost of Purchase
2017	509-710	Replace Lift Station Telemetry (SCADA)	1	\$ 275,000
2017	509-710	Updated WWTP Facility Plan	1	\$ 250,000
2017	509-710	Replace 24 HP submersible pump at Golf Course LS	1	\$ 10,000
2017	509-710	Replace Submersible Non-Clog Pumps for Polaris LS	1	\$ 10,000
2018	509-710	3/4 ton truck with Utility Bed	1	\$ 35,000
2018	509-710	Replace Truck Mounted Utility Crane	1	\$ 15,000
2019	509-710	Replace air supply main for aeration basins	1	\$ 500,000
2019	509-710	Replace Electric Valve operators on EQ basin valves	1	\$ 15,000
2020	509-710	Secondary WWTP	1	\$ 35,000,000

**CITY OF BARTLESVILLE**  
**2016-17 Operating Budget**  
**All Funds Capital Expenditures Summary**  
(continued)

**WASTEWATER - WASTEWATER MAINT - 5 YR CAPITAL PLAN DETAIL**

<b>Fiscal Year</b>	<b>Fund/Dept</b>	<b>Item Description</b>	<b>Number of Items</b>	<b>Cost of Purchase</b>
2017	509-715	ERP System (25% of total)	1	\$ 275,000
2017	509-715	1-ton Flatbed Truck	1	\$ 47,000
2017	509-715	40,000 lb Tilt Bed Trailer	1	\$ 30,000
2018	509-715	Brookline/Harvard Sewer Line (1690 ft of 21-inch & 203	3,720 ft.	\$ 900,000
2019	509-715	Turkey Creek 36" Sewer Line Rehab	1,400 ft.	\$ 650,000
2019	509-715	1/2-ton Extended Cab Truck	1	\$ 30,000
2019	509-715	Replace Camera and Update Software/Hardware	1	\$ 10,000
2020	509-715	Replace Vactor Truck	1	\$ 450,000
2020	509-715	Maple Force Main Replacement and Lift Station Impro	2,200 ft.	\$ 2,275,000
2021	509-715	1-ton Repair Truck with Utility Bed	1	\$ 40,000

**WATER - 5 YR CAPITAL PLAN & FUNDING SUMMARY**

<b>Fiscal Year</b>	<b>Capital Plan Summaries</b>				<b>Funding Summaries</b>			
	<b>Water Plant</b>	<b>Water Admin</b>	<b>Water Distribution</b>	<b>Total</b>	<b>Tsf to Cap Res Fund</b>	<b>Debt Issued</b>	<b>Expenses</b>	<b>Cash Balance</b>
2016	\$ 276,481	-	530,470	806,951	\$ -	\$ -	806,951	1,427,692
2017	577,000	390,500	635,000	1,602,500	1,439,000	-	1,602,500	1,264,192
2018	4,025,000	-	35,000	4,060,000	1,439,000	4,000,000	4,060,000	2,643,192
2019	2,885,000	600,000	150,000	3,635,000	1,439,000	-	3,635,000	447,192
2020	75,000	-	1,750,000	1,825,000	1,439,000	-	1,825,000	61,192
2021	1,000,000	-	35,000	1,035,000	1,439,000	-	1,035,000	465,192
<b>Total</b>	<b>\$ 8,562,000</b>	<b>990,500</b>	<b>2,605,000</b>	<b>12,157,500</b>	<b>\$ 7,195,000</b>	<b>\$ 4,000,000</b>	<b>12,157,500</b>	

**WATER - WATER PLANT - 5 YR CAPITAL PLAN DETAIL**

<b>Fiscal Year</b>	<b>Fund</b>	<b>Item Description</b>	<b>Number of Items</b>	<b>Cost of Purchase</b>
2017	510-720	Altitude Valve Replacement - Circle Mountain	1	\$ 12,000
2017	510-720	Hudson Lake Aeration System	1	\$ 275,000
2017	510-720	WW Reuse Engineering and Design	1	\$ 250,000
2017	510-720	Tractor	1	\$ 40,000
2018	510-720	Pump Station and Force Main for WW Reuse	1	\$ 4,000,000
2018	510-720	Sand Pump	1	\$ 25,000
2019	510-720	Secondary Backup Generator and Switchgear	1	\$ 2,750,000
2019	510-720	Replace Transfer Pump	1	\$ 60,000
2019	510-720	Replace Peristaic Pump for process PTU	1	\$ 75,000
2020	510-720	Replace High Service Pump	1	\$ 75,000
2021	510-720	Engineering Design for Copan Raw Water Line	1	\$ 1,000,000
2025	510-720	Copan Raw Water Line and Pump Station	1	\$ 30,000,000

**CITY OF BARTLESVILLE**  
 2016-17 Operating Budget  
 All Funds Capital Expenditures Summary  
 (continued)

***WATER - WATER ADMINISTRATION - 5 YR CAPITAL PLAN DETAIL***

<b>Fiscal</b>			<b>Number of</b>		
<b>Year</b>	<b>Fund</b>	<b>Item Description</b>	<b>Items</b>	<b>Cost of Purchase</b>	
2017	510-725	ERP System (25% of total)	1	\$	275,000
2017	510-725	Engineering Design for Water Utilities Bldg	1	\$	115,500
2021	510-725	Replace Water Utilities Bldg and pipe covered storage	1	\$	2,250,000

***WATER - WATER DISTRIBUTION - 5 YR CAPITAL PLAN DETAIL***

<b>Fiscal</b>			<b>Number of</b>		
<b>Year</b>	<b>Fund</b>	<b>Item Description</b>	<b>Items</b>	<b>Cost of Purchase</b>	
2017	510-730	Replace Water Line - in house (Delaware and Putnam)	2100 ft	\$	60,000
2017	510-730	Replace Water Line - Adams (between Johnstone and	2850 ft	\$	475,000
2017	510-730	1-ton truck with Utility Bed	1	\$	50,000
2017	510-730	1-ton truck with Utility Bed	1	\$	50,000
2018	510-730	1/2-ton truck with Utility Bed	1	\$	35,000
2019	510-730	Dump Truck	1	\$	150,000
2020	510-730	20" Water Line (Frank Phillips, Silver Lake to Highway	4,880 ft.	\$	1,650,000
2020	510-730	1-ton truck with Utility Bed	1	\$	50,000
2020	510-730	120' by 30' covered pipe storage at Bison Tank	1	\$	50,000
2021	510-730	1/2-ton truck with Utility Bed	1	\$	35,000
2022	510-730	1/2-ton Extended Cab Truck (4 wheel drive)	1	\$	35,000

**CITY OF BARTLESVILLE**  
 2016-17 Operating Budget  
 All Funds Capital Expenditures Summary  
 (continued)

**SANITATION 5 YR CAPITAL PLAN**

Fiscal Year	Capital Plan Summaries		Funding Summaries			
	Sanitation	Total	Tsf to Cap Res Fund	Debt Issued	Expenses	Cash Balance
2016	\$ 147,200	147,200	\$ 260,000	\$ -	147,200	337,462
2017	600,000	600,000	750,000	-	600,000	487,462
2018	360,000	360,000	750,000	-	360,000	877,462
2019	200,000	200,000	750,000	-	200,000	1,427,462
2020	300,000	300,000	750,000	-	300,000	1,877,462
2021	2,600,000	2,600,000	750,000	-	2,600,000	27,462
<b>Total</b>	<b>\$ 4,060,000</b>	<b>4,060,000</b>	<b>\$ 3,750,000</b>	<b>\$ -</b>	<b>4,060,000</b>	

**SANITATION 5 YR CAPITAL PLAN - DETAIL**

Fiscal Year	Fund	Item Description	Number of Items	Cost of Purchase
2017	511-750	ERP System (25% of total)	1	\$ 275,000
2017	511-750	Half Ton Pickup	1	\$ 25,000
2017	511-750	Rear Load Refuse Truck	2	\$ 300,000
2018	511-750	Street Sweeper	1	\$ 200,000
2018	511-750	Grappler/Loader Truck	1	\$ 160,000
2019	511-750	Street Sweeper	1	\$ 200,000
2020	511-750	Rear Load Refuse Truck	2	\$ 300,000
2021	511-750	Automated Refuse Truck	4	\$ 1,100,000
2021	511-750	Poly Carts	25,000	\$ 1,500,000

***CITY OF BARTLESVILLE***  
2016-17 Operating Budget  
Debt Service Calculations and Information

The City of Bartlesville and its component unit, the Bartlesville Municipal Authority (BMA), will have fourteen debt issues outstanding as of July 1, 2011. They are comprised of the following:

**GENERAL OBLIGATION BONDS**

General obligation bonds are considered to be a liability of the City of Bartlesville. These bond issues are to be repaid through property taxes levied on an annual basis and other revenues that the City decides to designate for this purpose. The City currently has six bond issues. These bonds are described below.

**2007 Combined Purpose Bonds - \$4,500,000**

The 2007 bonds are due in annual installments of \$500,000 with a final payment due on April 1, 2017. The bonds pay semi-annual interest at rates varying from 3.40% to 4.75%.

**2008A Combined Purpose Bonds - \$4,000,000**

The 2008A bonds are due in annual installments of \$440,000 with a final payment of \$480,000 due on June 1, 2018. The bonds pay semi-annual interest at rates varying from 2.70% to 4.75%.

**2008B Combined Purpose Bonds - \$2,000,000**

The 2008B bonds are due in annual installments of \$220,000 with a final payment of \$240,000 due on June 1, 2018. The bonds pay semi-annual interest at rates varying from 2.70% to 5.70%.

**2009 Combined Purpose Bonds - \$3,000,000**

The 2009 bonds are due in annual installments of \$330,000 with a final payment of \$360,000 due on December 1, 2019. The bonds pay semi-annual interest at rates varying from 2.00% to 4.90%.

***CITY OF BARTLESVILLE***  
2016-17 Operating Budget  
Debt Service Calculations and Information  
(continued)

**2010 Combined Purpose Bonds - \$5,000,000**

The 2010 bonds are due in annual installments of \$710,000 with a final payment of \$740,000 due on Dec 1, 2018. The bonds pay semi-annual interest at rates varying from .75% to 2.15%.

**2012 Combined Purpose Bonds - \$3,000,000**

The 2012 bonds are due in annual installments of \$330,000 with a final payment of \$360,000 due on Nov 1, 2022. The bonds pay semi-annual interest at rates varying from 1.05% to 1.80%.

**2014 Combined Purpose Bonds - \$1,500,000**

The 2014 bonds are due in annual installments of \$165,000 with a final payment of \$180,000 due on June 1, 2024. The bonds pay semi-annual interest at rates varying from 1.00% to 2.15%.

**2014B Combined Purpose Bonds - \$5,200,000**

The 2014B bonds are due in annual installments of \$575,000 with a final payment of \$600,000 due on Dec 1, 2024. The bonds pay semi-annual interest at rates varying from 1.1% to 2.10%.

**2015 Combined Purpose Bonds - \$2,000,000**

The 2015 bonds are due in annual installments of \$220,000 with a final payment of \$240,000 due on December 1, 2025. The bonds pay semi-annual interest at rates varying from 1.00% to 2.00%.

The City of Bartlesville has no legal limit on the amount of general obligation debt that it can issue. The City of Bartlesville also has no formal debt policy relating to general obligation debt. However, the Council has an informal policy of keeping the property tax levy necessary to pay the debt services on these debts to a 15 mill maximum. All general obligation debt must also be approved by a vote of the people. All of the debt obligations listed above are payable from the City's Debt Service Fund. The debt service requirements for this fund are detailed below:

**CITY OF BARTLESVILLE**  
 2016-17 Operating Budget  
 Debt Service Calculations and Information  
 (continued)

<u>Fiscal Year</u>	<b>General Obligation Bonds Debt Service Requirements</b>		
	<u>Principal</u>	<u>Interest</u>	<u>Total</u>
2016	2,695,000	378,969	3,073,969
2017	3,270,000	314,167	3,584,167
2018	3,030,000	222,927	3,252,927
2019	2,600,000	158,872	2,758,872
2020	1,650,000	120,259	1,770,259
2021	1,290,000	97,375	1,387,375
2022	1,290,000	77,001	1,367,001
2023	1,320,000	54,150	1,374,150
2024	975,000	32,844	1,007,844
2025	820,000	12,820	832,820
2026	240,000	2,160	242,160
<b>Grand Total</b>	<b><u>19,180,000</u></b>	<b><u>1,471,544</u></b>	<b><u>20,651,544</u></b>

**REVENUE BONDS**

The outstanding revenue bonds of the City are all actually liabilities of the Bartlesville Municipal Authority. These obligations are not obligations of the City of Bartlesville, but they are presented here due to the interwoven relationship of the City and the BMA. The debt service on these obligations affects the amount of resources available to support the City's utility operating funds, and an analysis of these obligations are therefore necessary in order to determine the overall resources available to the City of Bartlesville in any given fiscal year. Revenue bonds are debt that is secured by revenues of the BMA or an annual pledge of sales tax from the City to the BMA. These revenue sources include wastewater utility revenues, water utility revenues, and sales tax pledged to support the BMA debt service. These bonds were issued for wastewater and water utility and street system improvements.

**Drinking Water SRF Series 2002A - \$743,591**

The 2002A revenue bonds were used to refinance an interim construction loan on November 19, 2002. Principal payments of \$19,066 are due semiannually starting on March 15, 2003. The bonds pay a semi-annual administrative fee of 0.5% but otherwise, no interest is payable.



***CITY OF BARTLESVILLE***  
2016-17 Operating Budget  
Debt Service Calculations and Information  
(continued)

**Drinking Water SRF Series 2004A - \$726,006**

The 2004A revenue bonds were used to refinance an interim construction loan on March 31, 2004. Principal payments of \$18,150 are due semiannually starting on September 15, 2004. The bonds pay a semi-annual administrative fee of 0.5% but otherwise, no interest is payable.

**Clean Water SRF Series 2004C - \$552,498**

The 2004C revenue bonds were used to refinance an interim construction loan on March 31, 2004. Principal payments of \$13,812 are due semiannually starting on September 15, 2004. The bonds pay a semi-annual administrative fee of 0.5% but otherwise, no interest is payable.

**Drinking Water SRF Series 2008 - \$40,445,000**

The 2008 revenue bonds were used to refinance the 2004E water plant loan to extend its payback period. Principal payments ranging between \$20,000 and \$1,170,000 are due semiannually starting September 15, 2008. The bonds have an interest rate of 3.91%.

**Drinking Water SRF Series 2009 - \$5,330,688**

The 2009 revenue bonds are currently being used to fund various water system improvements that were completed in the Spring of 2011. The note calls for interest and principal payments of \$186,860 due semiannually starting March 15, 2011. The bonds have an interest rate of 3.28%. This note's original principle balance was \$7,513,936, but the City was awarded \$2,000,000 in debt forgiveness through an ARRA program. That coupled with principle payments on the interim construction note brought the principle amount to \$5,330,688.

**Drinking Water SRF Series 2012 - \$3,810,000**

The 2012 revenue bonds were used to fund the Automated Meter Intelligence project. Principal and interest payments of \$131,300 are due semiannually starting on March 15, 2014. The bonds carry an interest rate of 2.29%.

***CITY OF BARTLESVILLE***  
 2016-17 Operating Budget  
 Debt Service Calculations and Information  
 (continued)

The City of Bartlesville and the Bartlesville Municipal Authority have no legal limit on the amount of debt that they can issue. The City of Bartlesville and the Bartlesville Municipal Authority also have no formal debt policies. All general obligation debt must be approved by a vote of the people. All of the debt obligations listed above are payable from the Bartlesville Municipal Authority. The debt service requirements for this entity are detailed below:

<b>BMA Revenue Bonds</b>			
<b>Debt Service Requirements</b>			
<u>Fiscal Year</u>	<u>Principal</u>	<u>Interest</u>	<u>Total</u>
2017	1,623,661	1,506,216	3,129,877
2018	1,676,111	1,450,245	3,126,356
2019	1,738,932	1,392,243	3,131,175
2020	1,796,688	1,332,447	3,129,135
2021	1,860,716	1,269,522	3,130,238
2022	1,924,717	1,204,671	3,129,388
2023	1,966,002	1,137,494	3,103,496
2024	2,005,561	1,067,973	3,073,534
2025	2,032,208	995,955	3,028,162
2026	2,102,956	921,458	3,024,415
2027	2,189,176	844,242	3,033,418
2028	2,255,769	764,014	3,019,783
2029	2,206,784	680,913	2,887,697
2030	2,163,628	599,344	2,762,972
2031	2,058,788	516,070	2,574,858
2032	1,950,000	438,995	2,388,995
2033	2,025,000	362,066	2,387,066
2034	2,105,000	282,107	2,387,107
2035	2,185,000	199,019	2,384,019
2036	2,275,000	112,706	2,387,706
2037	1,170,000	22,874	1,192,874
<b>Grand Total</b>	<b><u>41,311,696</u></b>	<b><u>17,100,573</u></b>	<b><u>58,412,271</u></b>

**CITY OF BARTLESVILLE**  
 2016-17 Operating Budget  
 Current and Prior Years' Revenue Summary by Fund Type

<b>FUND &amp; SOURCE</b>	<b>2014-15 ACTUAL</b>	<b>2015-16 BUDGET</b>	<b>2015-16 ESTIMATE</b>	<b>2016-17 APPROVED</b>
<b>GENERAL FUND</b>				
<b>General Fund:</b>				
Sales Tax	\$ 12,480,630	\$ 12,436,269	\$ 12,966,631	\$ 14,452,529
Hotel-Motel Tax	-	-	-	-
Franchise Tax	1,534,739	1,580,488	1,436,472	1,436,500
Licenses & Permits	190,162	208,800	222,593	215,400
Intergovernmental	649,847	444,800	652,158	646,600
Charges for Services	732,992	589,400	582,662	593,200
Fines and Forfeits	810,594	853,700	744,175	746,000
Interest and Investment Income	28,102	-	21,555	-
Donations and Miscellaneous	143,905	1,000	47,218	900
Transfers In	3,196,264	3,267,436	3,267,436	3,552,756
<b>Total General Fund</b>	<b>\$ 19,767,235</b>	<b>\$ 19,381,893</b>	<b>\$ 19,940,900</b>	<b>\$ 21,643,885</b>
<b>SPECIAL REVENUE FUNDS</b>				
<b>Economic Development Fund:</b>				
Sales Tax	\$ 1,386,737	\$ 1,381,806	\$ 1,376,394	\$ 1,363,446
Hotel-Motel Tax	177,843	168,000	197,310	177,500
Interest and Investment Income	8,294	-	3,616	-
Donations and Miscellaneous	-	-	-	-
<b>Total Economic Development</b>	<b>\$ 1,572,874</b>	<b>\$ 1,549,806</b>	<b>\$ 1,577,320</b>	<b>\$ 1,540,946</b>
<b>E-911 Fund:</b>				
E-911 Service Tax	\$ 142,092	\$ 119,900	\$ 179,559	\$ 170,500
E-911 Wireless Fee	263,388	304,000	226,212	230,700
Charges for Services	2,200	2,500	2,514	2,500
Interest and Investment Income	96	59	59	-
Transfers In	504,629	480,695	480,695	588,024
<b>Total E-911</b>	<b>\$ 912,405</b>	<b>\$ 907,154</b>	<b>\$ 889,039</b>	<b>\$ 991,724</b>

**CITY OF BARTLESVILLE**  
 2016-17 Operating Budget  
 Current and Prior Years' Revenue Summary by Fund Type  
 (continued)

<b>FUND &amp; SOURCE</b>	<b>2014-15 ACTUAL</b>	<b>2015-16 BUDGET</b>	<b>2015-16 ESTIMATE</b>	<b>2016-17 APPROVED</b>
<b>Special Library Fund:</b>				
Intergovernmental	\$ 47,252	\$ 21,500	\$ 52,901	\$ 20,000
Interest and Investment Income	936	-	664	-
Donations and Miscellaneous	25,446	-	5,570	-
Transfers In	68,413	50,000	50,000	65,000
Total Special Library	<u>\$ 142,047</u>	<u>\$ 71,500</u>	<u>\$ 109,135</u>	<u>\$ 85,000</u>
<b>Special Museum Fund:</b>				
Interest and Investment Income	\$ 423	\$ -	\$ 293	\$ -
Donations and Miscellaneous	56,341	-	19,190	-
Transfers In	-	20,063	20,063	16,500
Total Special Museum	<u>\$ 56,764</u>	<u>\$ 20,063</u>	<u>\$ 39,546</u>	<u>\$ 16,500</u>
<b>Municipal Airport Fund:</b>				
Intergovernmental	\$ 202,755	\$ -	\$ 53,044	\$ -
Interest and Investment Income	941	-	676	-
Total Municipal Airport	<u>\$ 203,696</u>	<u>\$ -</u>	<u>\$ 53,720</u>	<u>\$ -</u>
<b>Harshfield Library Donation Fund:</b>				
Donations and Miscellaneous	<u>\$ 2,589</u>	<u>\$ -</u>	<u>\$ 1,891</u>	<u>\$ -</u>
Total Restricted Donations	<u>\$ 2,589</u>	<u>\$ -</u>	<u>\$ 1,891</u>	<u>\$ -</u>
<b>Restricted Revenue Fund:</b>				
Donations and Miscellaneous	<u>\$ 202,776</u>	<u>\$ -</u>	<u>\$ 351,179</u>	<u>\$ -</u>
Total Restricted Donations	<u>\$ 202,776</u>	<u>\$ -</u>	<u>\$ 351,179</u>	<u>\$ -</u>
<b>Golf Course Memorial Fund:</b>				
Charges for Services	\$ -	\$ -	\$ -	\$ -
Interest and Investment Income	63	-	21	-
Donations and Miscellaneous	17,717	-	17,000	-
Total Golf Course Memorial	<u>\$ 17,780</u>	<u>\$ -</u>	<u>\$ 17,021</u>	<u>\$ -</u>
<b>JAG Fund:</b>				
Intergovernmental	\$ 17,739	\$ -	\$ 2,695	\$ -
Interest and Investment Income	113	-	89	-
Total JAG	<u>\$ 17,852</u>	<u>\$ -</u>	<u>\$ 2,784</u>	<u>\$ -</u>
<b>COPS Grant Fund:</b>				
Intergovernmental	<u>\$ 3,773</u>	<u>\$ -</u>	<u>\$ -</u>	<u>\$ -</u>

**CITY OF BARTLESVILLE**  
2016-17 Operating Budget  
Current and Prior Years' Revenue Summary by Fund Type  
(continued)

<b>FUND &amp; SOURCE</b>	<b>2014-15 ACTUAL</b>	<b>2015-16 BUDGET</b>	<b>2015-16 ESTIMATE</b>	<b>2016-17 APPROVED</b>
<b>Neighborhood Park Fund:</b>				
Interest and Investment Income	\$ 12	\$ -	\$ 18	\$ -
Total Neighborhood Park	<u>\$ 12</u>	<u>\$ -</u>	<u>\$ 18</u>	<u>\$ -</u>
<b>Cemetery Perpetual Care Fund:</b>				
Charges for Services	\$ 2,561	\$ 3,800	\$ 1,696	\$ 1,500
Interest and Investment Income	221	-	164	-
Donations and Miscellaneous	-	-	-	-
Total Cemetery Perpetual Care	<u>\$ 2,782</u>	<u>\$ 3,800</u>	<u>\$ 1,860</u>	<u>\$ 1,500</u>
<b>Memorial Stadium Fund:</b>				
Interest and Investment Income	\$ 46	\$ -	\$ 18	\$ -
Donations and Miscellaneous	7,820	21,700	13,719	21,700
Transfers In	53,079	14,480	14,480	9,829
Total Memorial Stadium	<u>\$ 60,945</u>	<u>\$ 36,180</u>	<u>\$ 28,217</u>	<u>\$ 31,529</u>
<b>Total Special Revenue Funds</b>	<b><u>\$ 3,196,295</u></b>	<b><u>\$ 2,588,503</u></b>	<b><u>\$ 3,071,730</u></b>	<b><u>\$ 2,667,199</u></b>
<b>DEBT SERVICE FUND</b>				
<b>Debt Service Fund:</b>				
Ad Valorem - Current Year	\$ -	\$ -	\$ -	\$ -
Ad Valorem - Prior Year	3,454,839	3,511,997	3,367,753	3,564,236
<b>Total Debt Service Fund</b>	<b><u>\$ 3,517,574</u></b>	<b><u>\$ 3,561,777</u></b>	<b><u>\$ 3,518,743</u></b>	<b><u>\$ 3,663,878</u></b>
<b>CAPITAL PROJECTS FUNDS</b>				
<b>CIP - Sales Tax Fund:</b>				
Sales Tax	\$ 2,773,476	\$ 2,763,617	\$ 2,765,292	\$ 2,726,892
Interest and Investment Income	12,436	-	7,507	-
Donations and Miscellaneous	-	-	-	-
Total CIP - Sales Tax	<u>\$ 2,785,912</u>	<u>\$ 2,763,617</u>	<u>\$ 2,772,799</u>	<u>\$ 2,726,892</u>

**CITY OF BARTLESVILLE**  
 2016-17 Operating Budget  
 Current and Prior Years' Revenue Summary by Fund Type  
 (continued)

<b>FUND &amp; SOURCE</b>	<b>2014-15 ACTUAL</b>	<b>2015-16 BUDGET</b>	<b>2015-16 ESTIMATE</b>	<b>2016-17 APPROVED</b>
<b>CIP - Park &amp; Recreation Fund:</b>				
Interest and Investment Income	\$ 359	\$ -	\$ -	\$ -
<b>CIP - Wastewater Fund:</b>				
Charges for Services	\$ 66,000	\$ -	\$ 54,384	\$ -
Interest and Investment Income	986	-	743	-
Total CIP - Wastewater	<u>\$ 66,986</u>	<u>\$ -</u>	<u>\$ 55,127</u>	<u>\$ -</u>
<b>CIP - Wastewater Regulatory Fund:</b>				
Charges for Services	\$ 1,544,223	\$ 1,400,000	\$ 1,454,794	\$ 1,320,000
Interest and Investment Income	14,757	-	11,843	-
Total CIP - Wastewater	<u>\$ 1,558,980</u>	<u>\$ 1,400,000</u>	<u>\$ 1,466,637</u>	<u>\$ 1,320,000</u>
<b>CIP - City Hall Fund:</b>				
Charges for Services	\$ 112,126	\$ 112,126	\$ 121,514	\$ 117,879
Interest and Investment Income	757	-	565	-
Total CIP - City Hall	<u>\$ 112,883</u>	<u>\$ 112,126</u>	<u>\$ 122,079</u>	<u>\$ 117,879</u>
<b>CIP - Storm Sewer Fund:</b>				
Charges for Services	\$ 7,888	\$ -	\$ 56,642	\$ -
Interest and Investment Income	120	-	80	-
Total CIP - Storm Sewer	<u>\$ 8,008</u>	<u>\$ -</u>	<u>\$ 56,722</u>	<u>\$ -</u>
<b>CDBG Fund:</b>				
Intergovernmental	\$ 77,190	\$ 231,000	\$ -	\$ -
<b>2008B G.O. Bond Fund:</b>				
Interest and Investment Income	\$ 45	\$ -	\$ 33	\$ -
<b>2009 G.O. Bond Fund:</b>				
Interest and Investment Income	\$ 50	\$ -	\$ 39	\$ -
<b>2010 G.O. Bond Fund:</b>				
Interest and Investment Income	\$ 415	\$ -	\$ 258	\$ -
<b>2012 G.O. Bond Fund:</b>				
Interest and Investment Income	\$ 1,477	\$ -	\$ 741	\$ -
Transfers in	-	55,759	55,759	-
Total 2012 G.O. Bond Fund	<u>\$ 1,477</u>	<u>\$ 55,759</u>	<u>\$ 56,500</u>	<u>\$ -</u>

**CITY OF BARTLESVILLE**  
**2016-17 Operating Budget**  
**Current and Prior Years' Revenue Summary by Fund Type**  
 (continued)

<b>FUND &amp; SOURCE</b>	<b>2014-15 ACTUAL</b>	<b>2015-16 BUDGET</b>	<b>2015-16 ESTIMATE</b>	<b>2016-17 APPROVED</b>
<b>2014 G.O. Bond Fund:</b>				
Interest and Investment Income	\$ 4,314	\$ -	\$ 3,175	\$ -
Total 2014 G.O. Bond Fund	<u>\$ 4,314</u>	<u>\$ -</u>	<u>\$ 3,175</u>	<u>\$ -</u>
<b>2014B G.O. Bond Fund:</b>				
Interest and Investment Income	\$ 8,485	\$ -	\$ 11,179	\$ -
Proceeds from Issuance of Debt	5,200,000	-	-	-
Total 2014B G.O. Bond Fund	<u>\$ 5,208,485</u>	<u>\$ -</u>	<u>\$ 11,179</u>	<u>\$ -</u>
<b>2015 G.O. Bond Fund:</b>				
Interest and Investment Income	\$ -	\$ -	\$ 19	\$ -
Proceeds from Issuance of Debt	-	2,000,000	2,000,000	-
Total 2015 G.O. Bond Fund	<u>\$ -</u>	<u>\$ 2,000,000</u>	<u>\$ 2,000,019</u>	<u>\$ -</u>
<b>Total Capital Project Funds</b>	<b><u>\$ 9,825,104</u></b>	<b><u>\$ 6,562,502</u></b>	<b><u>\$ 6,544,567</u></b>	<b><u>\$ 4,164,771</u></b>
<b>ENTERPRISE FUNDS</b>				
<b>Wastewater Operating Fund:</b>				
Interest and Investment Income	\$ 216	\$ -	\$ 145	\$ -
Transfers In	3,897,652	4,367,693	4,172,328	5,848,311
Total Wastewater Operating	<u>\$ 3,897,868</u>	<u>\$ 4,367,693</u>	<u>\$ 4,172,473</u>	<u>\$ 5,848,311</u>
<b>Water Operating Fund:</b>				
Interest and Investment Income	\$ 932	\$ -	\$ 727	\$ -
Donations and Miscellaneous	7,024	-	13,653	-
Transfers In	7,400,707	6,115,060	5,352,834	7,676,102
Total Water Operating	<u>\$ 7,408,663</u>	<u>\$ 6,115,060</u>	<u>\$ 5,367,214</u>	<u>\$ 7,676,102</u>

**CITY OF BARTLESVILLE**  
**2016-17 Operating Budget**  
**Current and Prior Years' Revenue Summary by Fund Type**  
(continued)

<b>FUND &amp; SOURCE</b>	<b>2014-15 ACTUAL</b>	<b>2015-16 BUDGET</b>	<b>2015-16 ESTIMATE</b>	<b>2016-17 APPROVED</b>
<b>Sanitation Operating Fund:</b>				
Charges for Services	\$ 4,446,325	\$ 4,528,439	\$ 4,483,840	\$ 4,528,679
Interest and Investment Income	3,774	-	2,361	-
Donations and Miscellaneous	725	-	687	-
Total Sanitation Operating	<u>\$ 4,450,824</u>	<u>\$ 4,528,439</u>	<u>\$ 4,486,888</u>	<u>\$ 4,528,679</u>
<b>Golf Course Operating Fund:</b>				
Charges for Services	\$ 347,620	\$ 338,800	\$ 356,313	\$ 356,000
Interest and Investment Income	194	-	231	-
Transfers In	148,416	92,331	92,331	72,005
Total Golf Course Operating	<u>\$ 496,230</u>	<u>\$ 431,131</u>	<u>\$ 448,875</u>	<u>\$ 428,005</u>
<b>Sooner Pool Fund:</b>				
Charges for Services	\$ 16,611	\$ -	\$ -	\$ -
Interest and Investment Income	74	-	-	-
Transfers In	25,876	55,968	55,968	44,311
Total Sooner Pool	<u>\$ 42,561</u>	<u>\$ 55,968</u>	<u>\$ 55,968</u>	<u>\$ 44,311</u>
<b>Frontier Pool Fund:</b>				
Charges for Services	\$ 29,194	\$ -	\$ -	\$ -
Interest and Investment Income	89	-	-	-
Transfers In	60,280	58,489	58,489	57,117
Total Frontier Pool	<u>\$ 89,563</u>	<u>\$ 58,489</u>	<u>\$ 58,489</u>	<u>\$ 57,117</u>
<b>Total Enterprise Funds</b>	<b><u>\$ 16,385,709</u></b>	<b><u>\$ 15,556,780</u></b>	<b><u>\$ 14,589,907</u></b>	<b><u>\$ 18,582,525</u></b>
<b>INTERNAL SERVICE FUNDS</b>				
<b>Worker's Compensation Fund:</b>				
Interest and Investment Income	\$ 62	\$ -	\$ 123	\$ -
Donations and Miscellaneous	8,795	-	23,861	-
Contribution from Operate Dept.	329,156	469,956	469,956	304,929
Total Worker's Compensation	<u>\$ 338,013</u>	<u>\$ 469,956</u>	<u>\$ 493,940</u>	<u>\$ 304,929</u>
<b>Health Insurance Fund:</b>				
Employee Contributions	\$ 357,883	\$ 340,000	\$ 399,020	\$ 411,755
Retiree Contributions	184,947	170,000	202,819	210,945
Interest and Investment Income	1,691	-	1,843	-
Reimbursement of Operations	2,271,696	2,350,800	2,350,800	2,501,796
Reimbursement by Contract	159,550	-	-	-
Total Health Insurance	<u>\$ 2,975,767</u>	<u>\$ 2,860,800</u>	<u>\$ 2,954,482</u>	<u>\$ 3,124,496</u>



**CITY OF BARTLESVILLE**  
 2016-17 Operating Budget  
 Current and Prior Years' Revenue Summary by Fund Type  
 (continued)

<b>FUND &amp; SOURCE</b>	<b>2014-15 ACTUAL</b>	<b>2015-16 BUDGET</b>	<b>2015-16 ESTIMATE</b>	<b>2016-17 APPROVED</b>
<b>Auto Collision Fund:</b>				
Donations and Miscellaneous	\$ 27,616	\$ -	\$ 27,616	\$ -
Transfers In	-	18,251	-	1,707
Total Auto Collision	<u>\$ 27,616</u>	<u>\$ 18,251</u>	<u>\$ 27,616</u>	<u>\$ 1,707</u>
<b>Stabilization Reserve Fund:</b>				
Transfers In	<u>\$ 652,138</u>	<u>\$ 673,315</u>	<u>\$ 673,315</u>	<u>\$ 792,504</u>
<b>Capital Reserve Fund:</b>				
Transfers In	<u>\$ 1,760,000</u>	<u>\$ 290,000</u>	<u>\$ 290,000</u>	<u>\$ 4,508,600</u>
<b>Total Internal Service Funds</b>	<b><u>\$ 5,753,534</u></b>	<b><u>\$ 4,312,322</u></b>	<b><u>\$ 4,439,353</u></b>	<b><u>\$ 8,732,236</u></b>
<b>FIDUCIARY FUNDS</b>				
<b>Mausoleum Trust Fund:</b>				
Interest and Investment Income	<u>\$ 30</u>	<u>\$ -</u>	<u>\$ 40</u>	<u>\$ -</u>
<b>BARTLESVILLE MUNICIPAL AUTHORITY</b>				
<b>BMA - Wastewater Fund:</b>				
Charges for Services	\$ 4,268,976	\$ 4,033,400	\$ 4,059,651	\$ 5,685,000
Interest and Investment Income	9	-	-	-
Donations and Miscellaneous	71,586	65,000	50,610	50,000
Total BMA - Wastewater	<u>\$ 4,340,571</u>	<u>\$ 4,098,400</u>	<u>\$ 4,110,261</u>	<u>\$ 5,735,000</u>
<b>BMA - Water Fund:</b>				
Charges for Services	\$ 7,953,531	\$ 7,924,580	\$ 7,768,300	\$ 10,147,000
Interest and Investment Income	19,120	-	4,857	-
Donations and Miscellaneous	4	-	1	-
Total BMA - Water	<u>\$ 7,972,655</u>	<u>\$ 7,924,580</u>	<u>\$ 7,773,158</u>	<u>\$ 10,147,000</u>
<b>BMA - General Fund:</b>				
Transfers In	<u>\$ 122</u>	<u>\$ -</u>	<u>\$ -</u>	<u>\$ -</u>
Total BMA - Street	<u>\$ 122</u>	<u>\$ -</u>	<u>\$ -</u>	<u>\$ -</u>
<b>Total BMA Funds</b>	<b><u>\$ 12,313,348</u></b>	<b><u>\$ 12,022,980</u></b>	<b><u>\$ 11,883,419</u></b>	<b><u>\$ 15,882,000</u></b>
<b>TOTAL REVENUE ALL FUNDS</b>	<b><u>\$ 70,758,829</u></b>	<b><u>\$ 63,986,757</u></b>	<b><u>\$ 63,988,659</u></b>	<b><u>\$ 75,336,494</u></b>

# CITY OF BARTLESVILLE

## 2016-17 Operating Budget

### Current and Prior Years' Expenditure Summary by Fund Type

<b>FUND &amp; DEPARTMENT</b>	<b>2014-15 ACTUAL</b>	<b>2015-16 BUDGET</b>	<b>2015-16 ESTIMATE</b>	<b>2016-17 APPROVED</b>
<b>GENERAL FUND</b>				
<b>General Fund:</b>				
City Council	\$ 13,311	\$ 24,400	\$ 19,745	\$ 31,700
Administration	645,601	764,237	693,807	797,623
Accounting and Finance	1,452,917	1,495,301	1,487,461	1,539,504
Legal	163,349	178,006	170,175	184,596
Building & Neighborhood Service	504,155	518,819	518,743	653,182
Building Maintenance	499,507	532,669	532,669	527,823
General Services	720,270	695,796	641,351	653,461
Cemetery	61,421	69,068	65,013	75,008
Community Development	346,928	357,151	357,120	371,234
Technical Services	59,501	78,353	71,138	122,603
Engineering	398,134	489,508	464,566	548,008
Fleet Maintenance	375,141	359,252	359,352	385,496
Fire	5,102,646	5,200,913	5,175,234	5,482,535
Police	4,794,141	4,877,191	4,775,507	5,259,585
Street	1,185,334	1,186,512	1,187,846	1,468,804
Library	1,109,983	1,146,085	1,137,213	1,157,001
History Museum	180,624	192,394	173,431	194,843
Park and Recreation	754,438	754,565	779,427	1,251,972
Transfers Out	1,183,660	1,112,658	1,112,658	1,900,704
Reserves	-	792,580	-	1,480,094
<b>Total General Fund</b>	<b>\$ 19,551,061</b>	<b>\$ 20,825,458</b>	<b>\$ 19,722,456</b>	<b>\$ 24,085,776</b>
<b>SPECIAL REVENUE FUNDS</b>				
<b>Economic Development Fund:</b>				
Economic Development	\$ 31,224	\$ 4,907,321	\$ 3,163,190	\$ 3,334,519
<b>E-911 Fund:</b>				
Emergency Dispatch	\$ 893,064	\$ 937,954	\$ 925,356	\$ 962,083
Reserves	-	19,868	-	19,513
<b>Total E-911 Fund</b>	<b>\$ 893,064</b>	<b>\$ 957,822</b>	<b>\$ 925,356</b>	<b>\$ 981,596</b>
<b>Special Library Fund:</b>				
Library	\$ 148,784	\$ 166,283	\$ 165,729	\$ 152,700
Reserves	-	-	-	-
<b>Total Special Library Fund</b>	<b>\$ 148,784</b>	<b>\$ 166,283</b>	<b>\$ 165,729</b>	<b>\$ 152,700</b>

**CITY OF BARTLESVILLE**  
 2016-17 Operating Budget  
 Current and Prior Years' Expenditure Summary by Fund Type  
 (continued)

<b>FUND &amp; DEPARTMENT</b>	<b>2014-15 ACTUAL</b>	<b>2015-16 BUDGET</b>	<b>2015-16 ESTIMATE</b>	<b>2016-17 APPROVED</b>
<b>Special Museum Fund:</b>				
Museum	\$ 37,166	\$ 57,110	\$ 44,837	\$ 45,500
<b>Municipal Airport Fund:</b>				
Airport	\$ (50,471)	\$ 110,957	\$ 63,935	\$ 265,599
<b>Harshfield Library Donation Fund:</b>				
Library	\$ 31,281	\$ 865,225	\$ 16,510	\$ 851,739
<b>Restricted Revenue Fund:</b>				
General Services	\$ 57,350	\$ 41,495	\$ 14,542	\$ 58,636
Cemetery	-	1,254	-	17,499
Community Development	-	188	-	-
Fire	31,717	33,818	11,552	22,422
Police	29,572	102,226	43,768	51,650
Park and Recreation	318,887	47,443	4,102	84,532
Swimming Pools	-	10,986	-	6,192
Stadium	-	1,150	-	7,075
Total Restricted Donations	<u>\$ 437,526</u>	<u>\$ 238,560</u>	<u>\$ 73,964</u>	<u>\$ 248,006</u>
<b>Golf Course Memorial Fund:</b>				
Municipal Golf Course	\$ 15,796	\$ 23,706	\$ 23,669	\$ 18,414
<b>JAG Fund:</b>				
Police	\$ 13,434	\$ 33,182	\$ 3,850	\$ 39,606
<b>Cemetery Perpetual Care Fund:</b>				
Cemetery	\$ 600	\$ 79,996	\$ 3,300	\$ 72,745
<b>Stadium Operating Fund:</b>				
Doenges Memorial Stadium	\$ 59,758	\$ 68,000	\$ 38,460	\$ 30,000
<b>Total Special Revenue Funds</b>	<b><u>\$ 1,618,162</u></b>	<b><u>\$ 7,508,162</u></b>	<b><u>\$ 4,522,800</u></b>	<b><u>\$ 6,048,532</u></b>

# CITY OF BARTLESVILLE

## 2016-17 Operating Budget

### Current and Prior Years' Expenditure Summary by Fund Type (continued)

<b>FUND &amp; DEPARTMENT</b>	<b>2014-15 ACTUAL</b>	<b>2015-16 BUDGET</b>	<b>2015-16 ESTIMATE</b>	<b>2016-17 APPROVED</b>
<b>DEBT SERVICE FUND</b>				
<b>Debt Service Fund:</b>				
Judgments	\$ 126,431	\$ 120,221	\$ 120,221	\$ 120,221
2005 Combined Purpose Bonds	519,400	-	-	-
2007 Combined Purpose Bonds	553,500	536,000	536,000	536,000
2008A Combined Purpose Bonds	499,570	485,490	485,490	485,490
2008B Combined Purpose Bonds	255,815	248,610	248,610	248,610
2009 Combined Purpose Bonds	383,200	375,363	375,363	375,363
2010 Combined Purpose Bonds	767,695	756,690	756,690	756,690
2012 Combined Purpose Bonds	372,370	367,421	367,421	367,421
2014 Combined Purpose Bonds	23,820	188,970	188,970	188,970
2014B Combined Purpose Bonds	-	117,525	117,525	117,525
2015 Combined Purpose Bonds	-	-	43,410	43,410
<b>Total Debt Service Fund</b>	<b>\$ 3,501,801</b>	<b>\$ 3,196,290</b>	<b>\$ 3,196,290</b>	<b>\$ 3,196,290</b>
<b>CAPITAL PROJECTS FUNDS</b>				
<b>CIP - Sales Tax Fund:</b>				
Building Maintenance	\$ 12,259	\$ -	\$ -	\$ -
General Services	1,602,368	60,000	80,162	459,384
Community Development	41,842	193,987	-	193,987
Tech Services	51,927	10,000	10,692	-
Fire	45,127	120,000	108,769	107,500
Police	409,445	685,000	685,654	520,000
Storm Sewer	328,031	10,000	81,158	-
Street	1,070,157	1,466,118	626,858	2,086,118
History Museum	11,850	4,500	-	-
Park and Recreation	250,921	2,298,152	308,435	2,364,000
Sooner Pool	7,891	3,000	-	-
Municipal Golf Course	-	-	-	39,000
Stadium	60	-	-	-
Transfers Out:	17,295	-	-	-
Unallocated	-	77,935	-	109,777
<b>Total CIP - Sales Tax</b>	<b>\$ 3,849,173</b>	<b>\$ 4,928,692</b>	<b>\$ 1,901,728</b>	<b>\$ 5,895,766</b>
<b>CIP - Park &amp; Recreation Fund:</b>				
Park & Recreation	\$ 61,636	\$ -	\$ -	\$ -
Unallocated	-	-	-	-
<b>Total CIP - Park &amp; Recreation</b>	<b>\$ 61,636</b>	<b>\$ -</b>	<b>\$ -</b>	<b>\$ -</b>

**CITY OF BARTLESVILLE**  
**2016-17 Operating Budget**  
**Current and Prior Years' Expenditure Summary by Fund Type**  
(continued)

<b>FUND &amp; DEPARTMENT</b>	<b>2014-15 ACTUAL</b>	<b>2015-16 BUDGET</b>	<b>2015-16 ESTIMATE</b>	<b>2016-17 APPROVED</b>
<b>CIP - Wastewater Fund:</b>				
Wastewater Maintenance	\$ 53,268	\$ 275,000	\$ 28,074	\$ 40,000
Unallocated	-	51,333	-	313,305
Total CIP - Wastewater	<u>\$ 53,268</u>	<u>\$ 326,333</u>	<u>\$ 28,074</u>	<u>\$ 353,305</u>
<b>CIP - Wastewater Regulatory Fund:</b>				
CWWTP	\$ 1,033,546	\$ 50,000	\$ 28,550	\$ -
Wastewater Maintenance	150,128	2,630,000	1,687,361	2,500,000
Transfers Out	255,242	-	-	-
Unallocated	-	3,323,020	-	3,194,787
Total CIP - Wastewater Regulatory	<u>\$ 1,438,916</u>	<u>\$ 6,003,020</u>	<u>\$ 1,715,911</u>	<u>\$ 5,694,787</u>
<b>CIP - City Hall Fund:</b>				
General Services	\$ 124,022	\$ 100,000	\$ 78,934	\$ 325,000
Unallocated	-	285,191	-	80,761
Total CIP - City Hall	<u>\$ 124,022</u>	<u>\$ 385,191</u>	<u>\$ 78,934</u>	<u>\$ 405,761</u>
<b>CIP - Storm Sewer Fund:</b>				
Storm Sewer	\$ -	\$ 40,000	\$ -	\$ 50,000
Unallocated	-	-	-	42,493
Total CIP - Storm Sewer	<u>\$ -</u>	<u>\$ 40,000</u>	<u>\$ -</u>	<u>\$ 92,493</u>
<b>CDBG Fund:</b>				
Street	\$ 77,190	\$ 231,000	\$ -	\$ -
<b>2008B G.O Bond Fund</b>				
Parks & Recreation	\$ -	\$ 14,871	\$ -	\$ 15,368
Total 2008B G.O. Bond	<u>\$ -</u>	<u>\$ 14,871</u>	<u>\$ -</u>	<u>\$ 15,368</u>
<b>2009 G.O Bond Fund</b>				
Street	\$ (17,926)	\$ -	\$ -	\$ -
Unallocated	-	-	-	17,821
Total 2009 G.O. Bond	<u>\$ (17,926)</u>	<u>\$ -</u>	<u>\$ -</u>	<u>\$ 17,821</u>

**CITY OF BARTLESVILLE**  
**2016-17 Operating Budget**  
**Current and Prior Years' Expenditure Summary by Fund Type**  
(continued)

<b>FUND &amp; DEPARTMENT</b>	<b>2014-15 ACTUAL</b>	<b>2015-16 BUDGET</b>	<b>2015-16 ESTIMATE</b>	<b>2016-17 APPROVED</b>
<b>2010 G.O Bond Fund</b>				
Street	\$ (57,561)	\$ -	\$ -	\$ 81,367
Transfer out	-	55,759	55,759	-
Unallocated	-	35,466	-	-
Total 2010 G.O. Bond	<u>\$ (57,561)</u>	<u>\$ 91,225</u>	<u>\$ 55,759</u>	<u>\$ 81,367</u>
<b>2012 G.O Bond Fund</b>				
Tech Services	\$ 15,092	\$ 200,894	\$ 42,064	\$ 158,830
Police	940	-	-	-
History Museum	54,000	-	-	-
Parks	488	-	-	-
Sooner Pool	-	89,292	-	69,416
Total 2012 G.O. Bond	<u>\$ 70,520</u>	<u>\$ 290,186</u>	<u>\$ 61,764</u>	<u>\$ 228,246</u>
<b>2014 G.O Bond Fund</b>				
Street	\$ 2,075	\$ 1,300,000	\$ 2,637	\$ 1,300,000
Parks	-	140,000	-	140,000
Accounting and Finance	150	-	-	-
Unallocated	-	12,028	-	14,837
Total 2014 G.O. Bond	<u>\$ 2,225</u>	<u>\$ 1,452,028</u>	<u>\$ 2,637</u>	<u>\$ 1,454,837</u>
<b>2014B G.O Bond Fund</b>				
Accounting and Finance	\$ 63,445	\$ -	\$ -	\$ -
Fire	-	3,000,000	3,000,000	-
Police	-	2,025,000	2,025,000	-
Park and Rec	49	70,000	-	55,000
Municipal Golf Course	24,969	-	-	-
Unallocated	-	16,536	-	51,201
Total 2014B G.O. Bond	<u>\$ 88,463</u>	<u>\$ 5,111,536</u>	<u>\$ 5,025,000</u>	<u>\$ 106,201</u>
<b>2015 G.O Bond Fund</b>				
Accounting and Finance	\$ -	\$ 55,200	\$ 55,200	\$ -
Street	-	1,889,800	-	1,875,000
Adams Municipal Golf Course	-	55,000	55,000	-
Unallocated	-	-	-	14,819
Total 2015 G.O. Bond	<u>\$ -</u>	<u>\$ 2,000,000</u>	<u>\$ 110,200</u>	<u>\$ 1,889,819</u>
<b>Total Capital Projects Funds</b>	<u><b>\$ 5,689,926</b></u>	<u><b>\$ 20,874,082</b></u>	<u><b>\$ 8,980,007</b></u>	<u><b>\$ 16,235,771</b></u>

**CITY OF BARTLESVILLE**  
 2016-17 Operating Budget  
 Current and Prior Years' Expenditure Summary by Fund Type  
 (continued)

<b>FUND &amp; DEPARTMENT</b>	<b>2014-15 ACTUAL</b>	<b>2015-16 BUDGET</b>	<b>2015-16 ESTIMATE</b>	<b>2016-17 APPROVED</b>
<b>ENTERPRISE FUNDS</b>				
<b>Wastewater Operating Fund:</b>				
Wastewater Treatment Plant	\$ 2,257,868	\$ 2,261,441	\$ 2,273,381	\$ 2,290,987
Wastewater Maintenance	765,675	965,837	892,787	797,778
Transfers Out	735,351	1,006,305	1,006,305	2,755,023
Reserves	-	84,977	-	82,206
Total Wastewater Operating	<u>\$ 3,758,894</u>	<u>\$ 4,318,560</u>	<u>\$ 4,172,473</u>	<u>\$ 5,925,994</u>
<b>Water Operating Fund:</b>				
Water Plant	\$ 2,626,144	\$ 2,763,458	\$ 2,459,219	\$ 2,741,818
Water Administration	308,826	316,306	302,357	317,146
Water Distribution	1,293,243	1,496,475	1,376,885	1,525,469
Transfers Out	3,194,674	1,524,290	1,524,290	3,091,505
Reserves	-	171,487	-	171,651
Total Water Operating	<u>\$ 7,422,887</u>	<u>\$ 6,272,016</u>	<u>\$ 5,662,751</u>	<u>\$ 7,847,589</u>
<b>Sanitation Operating Fund:</b>				
Sanitation	\$ 2,952,947	\$ 2,972,640	\$ 2,899,100	\$ 2,993,660
Transfers Out	1,286,997	1,307,712	1,307,712	1,879,621
Reserves	-	128,659	-	129,079
Total Sanitation Operating	<u>\$ 4,239,944</u>	<u>\$ 4,409,011</u>	<u>\$ 4,206,812</u>	<u>\$ 5,002,360</u>
<b>Municipal Golf Course Fund:</b>				
Golf Course	\$ 430,286	\$ 453,792	\$ 448,017	\$ 465,662
Reserves	-	13,314	-	13,551
Total Municipal Golf Course	<u>\$ 430,286</u>	<u>\$ 467,106</u>	<u>\$ 448,017</u>	<u>\$ 479,213</u>
<b>Sooner Pool Fund:</b>				
Sooner Pool	<u>\$ 87,207</u>	<u>\$ 48,453</u>	<u>\$ 43,797</u>	<u>\$ 45,200</u>
<b>Frontier Pool Fund:</b>				
Frontier Pool	<u>\$ 112,468</u>	<u>\$ 60,100</u>	<u>\$ 56,350</u>	<u>\$ 57,300</u>
<b>Total Enterprise Funds</b>	<b><u>\$ 16,051,686</u></b>	<b><u>\$ 15,575,246</u></b>	<b><u>\$ 14,590,200</u></b>	<b><u>\$ 19,357,656</u></b>
<b>INTERNAL SERVICE FUNDS</b>				
<b>Workers' Compensation Fund:</b>				
Work Comp Claims	\$ 475,936	\$ 400,000	\$ 344,017	\$ 425,000
Administration	23,000	25,000	21,000	25,000
Total Workers' Compensation	<u>\$ 498,936</u>	<u>\$ 425,000</u>	<u>\$ 365,017</u>	<u>\$ 450,000</u>

# CITY OF BARTLESVILLE

## 2016-17 Operating Budget

### Current and Prior Years' Expenditure Summary by Fund Type (continued)

<b>FUND &amp; DEPARTMENT</b>	<b>2014-15 ACTUAL</b>	<b>2015-16 BUDGET</b>	<b>2015-16 ESTIMATE</b>	<b>2016-17 APPROVED</b>
<b>Health Insurance Fund:</b>				
Medical Claims	\$ 2,315,120	\$ 2,719,309	\$ 2,300,000	\$ 3,173,093
Administration Fees	470,262	540,680	450,000	555,074
Total Health Insurance	<u>\$ 2,785,382</u>	<u>\$ 3,259,989</u>	<u>\$ 2,750,000</u>	<u>\$ 3,728,167</u>
<b>Auto Collision Fund:</b>				
Auto Collision Claims	<u>\$ 15,008</u>	<u>\$ 300,000</u>	<u>\$ 21,077</u>	<u>\$ 300,000</u>
<b>Stabilization Reserve Fund:</b>				
General Fund Reserve	\$ -	\$ 2,570,951	\$ -	\$ 3,079,062
Wastewater Fund Reserve	-	457,529	-	538,780
Water Fund Reserve	-	868,650	-	990,943
Sanitation Fund Reserve	-	579,324	-	660,173
Total Stabilization Reserve	<u>\$ -</u>	<u>\$ 4,476,454</u>	<u>\$ -</u>	<u>\$ 5,268,958</u>
<b>Capital Reserve Fund:</b>				
General	\$ -	\$ -	\$ -	\$ 619,600
Wastewater	119,489	451,000	165,028	897,000
Water	374,677	1,311,500	806,951	1,602,500
Sanitation	245,272	325,000	147,200	600,000
Total Capital Reserve	<u>\$ 739,438</u>	<u>\$ 2,087,500</u>	<u>\$ 1,119,179</u>	<u>\$ 3,719,100</u>
<b>Total Internal Service Funds</b>	<b><u>\$ 4,038,764</u></b>	<b><u>\$ 10,548,943</u></b>	<b><u>\$ 4,255,273</u></b>	<b><u>\$ 13,466,225</u></b>
<b>FIDUCIARY FUNDS</b>				
<b>Mausoleum Trust Fund:</b>				
Mausoleum	<u>\$ 2,881</u>	<u>\$ 8,264</u>	<u>\$ 5,000</u>	<u>\$ 5,000</u>
<b>BARTLESVILLE MUNICIPAL AUTHORITY</b>				
<b>BMA - Wastewater Fund:</b>				
BMA Wastewater Operating	\$ 28,991	\$ 30,000	\$ 30,000	\$ 29,500
Transfers Out	3,897,652	4,367,693	4,172,328	5,848,311
Total BMA - Wastewater	<u>\$ 3,926,643</u>	<u>\$ 4,397,693</u>	<u>\$ 4,202,328</u>	<u>\$ 5,877,811</u>
<b>BMA - Water Fund:</b>				
BMA - Water Operating	\$ 3,465,774	\$ 4,155,000	\$ 4,155,000	\$ 3,115,000
BMA - Water Construction	(43,766)	-	-	-
Transfers Out	7,400,707	6,115,060	5,352,834	7,676,102
Total BMA - Water	<u>\$ 10,822,715</u>	<u>\$ 10,270,060</u>	<u>\$ 9,507,834</u>	<u>\$ 10,791,102</u>
<b>Total BMA Funds</b>	<b><u>\$ 14,749,358</u></b>	<b><u>\$ 14,667,753</u></b>	<b><u>\$ 13,710,162</u></b>	<b><u>\$ 16,668,913</u></b>
<b>TOTAL EXPENSES ALL FUNDS</b>	<b><u>\$ 65,203,639</u></b>	<b><u>\$ 93,204,198</u></b>	<b><u>\$ 68,982,188</u></b>	<b><u>\$ 99,064,163</u></b>



**CITY OF BARTLESVILLE**  
 2016-17 Operating Budget  
 Estimated Change in Fund Equity – All Funds

The City uses the term “fund balance” to represent the net beginning balance of resources and obligations available to be budgeted. The resources and obligations that the fund balance represents differ in each fund, but all of them are derived from the City’s budgetary basis of accounting. Using the definition of the City’s budget basis of accounting that was supplied earlier, fund balance could be comprised of cash, investments, inventory, trade accounts receivable, and accounts payable. An example of the General Fund’s fund balance as of July 1, 2013 is provided below.

**General Fund**  
**Budgetary Fund Balance Calculation**  
**As of July 1, 2015**

Account Title	Balance
Cash and Investments	2,029,183
Petty Cash	2,775
Investments	
Inventory	27,261
Accounts Receivable	(10,939)
Total Assets	2,048,280
Sales Tax Payable	-
Cleet Payable	(4,021)
Other Payables	(19,660)
Deferred Revenue	(8,776)
Reserved for Encumbrances	(411,976)
Total Liabilities	(444,433)
<b>Total Budgetary Fund Balance</b>	<b>1,603,847</b>

By nature, certain components of fund balance are restricted as to use. However, if the restricted assets and liabilities that the fund balance represents are used to fund the City’s operating budget, then these amounts will be included in fund balance as well. An example of this is the restricted donations fund. This entire fund is restricted as to use, but the expenditures for the restricted donations 2015-16 Operating Budget are funded from these restricted assets. These assets net of any related liabilities are then included in the fund balance amount for this reason.

**CITY OF BARTLESVILLE**  
 2016-17 Operating Budget  
 Estimated Change in Fund Equity – All Funds  
 (continued)

<b>FUND</b>	<b>FUND BALANCE JULY 1, 2016</b>	<b>ADDITIONS</b>	<b>REDUCTIONS</b>	<b>FUND BALANCE JUNE 30, 2017</b>
<b>GENERAL FUND</b>				
General	\$ 1,822,291	\$ 21,643,885	\$ 22,605,682	\$ 860,494
<b>SPECIAL REVENUE FUNDS</b>				
Economic Development	\$ 1,793,573	\$ 1,540,946	\$ 3,334,519	\$ -
E-911	(10,128)	991,724	962,083	19,513
Special Library	219,063	85,000	152,700	151,363
Special Museum	133,767	16,500	45,500	104,767
Municipal Airport	265,599	-	265,599	-
Harshfield Library Donation	851,739	-	851,739	-
Restricted Revenue	248,006	-	248,006	-
Golf Course Memorial	18,414	-	18,414	-
JAG	39,606	-	39,606	-
Neighborhood Park	8,108	-	8,108	-
Cemetery Perpetual Care	71,245	1,500	72,745	-
Stadium Operating	(1,529)	31,529	30,000	-
Special Revenue Funds	<u>\$ 3,637,463</u>	<u>\$ 2,667,199</u>	<u>\$ 6,029,019</u>	<u>\$ 275,643</u>
<b>DEBT SERVICE FUND</b>				
Debt Service	<u>\$ -</u>	<u>\$ 3,663,878</u>	<u>\$ 3,196,290</u>	<u>\$ 467,588</u>
<b>CAPITAL PROJECTS FUNDS</b>				
CIP - Sales Tax	\$ 3,168,874	\$ 2,726,892	\$ 5,895,766	\$ -
CIP - Park & Recreation	-	-	-	-
CIP - Wastewater	353,305	-	353,305	-
CIP - Wastewater Reg	4,374,787	1,320,000	5,694,787	-
CIP - City Hall	287,882	117,879	405,761	-
CIP - Storm Sewer	92,493	-	92,493	-
CDBG	-	-	-	-
2007 GO Bond	-	-	-	-
2008B GO Bond	15,368	-	15,368	-
2010 GO Bond	81,367	-	81,367	-
2012 GO Bond	228,246	-	228,246	-
2014 GO Bond	1,454,837	-	1,454,837	-
2014B GO Bond	106,201	-	106,201	-
2015 GO Bond	1,889,819	-	1,889,819	-
Capital Projects Funds	<u>\$ 12,071,000</u>	<u>\$ 4,164,771</u>	<u>\$ 16,235,771</u>	<u>\$ -</u>

**CITY OF BARTLESVILLE**  
 2016-17 Operating Budget  
 Estimated Change in Fund Equity – All Funds  
 (continued)

<b>FUND</b>	<b>FUND BALANCE JULY 1, 2016</b>	<b>ADDITIONS</b>	<b>REDUCTIONS</b>	<b>FUND BALANCE JUNE 30, 2017</b>
<b>ENTERPRISE FUNDS</b>				
Wastewater Operating	\$ 77,683	\$ 5,848,311	\$ 5,843,788	\$ 82,206
Water Operating	171,487	7,676,102	7,675,938	171,651
Sanitation Operating	1,334,859	4,528,679	4,873,281	990,257
Municipal Golf Course	51,208	428,005	465,662	13,551
Sooner Pool	1,793	44,311	45,200	904
Frontier Pool	1,329	57,117	57,300	1,146
Enterprise Funds	<u>\$ 1,638,359</u>	<u>\$ 18,582,525</u>	<u>\$ 18,961,169</u>	<u>\$ 1,259,715</u>
<b>INTERNAL SERVICE FUNDS</b>				
Workers' Compensation	\$ 145,071	\$ 304,929	\$ 450,000	\$ -
Health Insurance	603,671	3,124,496	3,728,167	-
Auto Collision Insurance	298,293	1,707	300,000	-
Stabilization Reserve	4,476,454	792,504	-	5,268,958
Capital Reserve	750,000	4,508,600	3,719,100	1,539,500
Internal Service Funds	<u>\$ 6,273,489</u>	<u>\$ 8,732,236</u>	<u>\$ 8,197,267</u>	<u>\$ 6,808,458</u>
<b>FIDUCIARY FUNDS</b>				
Mausoleum Trust	<u>\$ 5,764</u>	<u>\$ -</u>	<u>\$ 5,000</u>	<u>\$ 764</u>
<b>BARTLESVILLE MUNICIPAL AUTHORITY FUNDS</b>				
BMA - Wastewater	\$ 363,134	\$ 5,735,000	\$ 5,877,811	\$ 220,323
BMA - Water	1,643,861	10,147,000	10,791,102	999,759
BMA Funds	<u>\$ 2,006,995</u>	<u>\$ 15,882,000</u>	<u>\$ 16,668,913</u>	<u>\$ 1,220,082</u>
<b>All Funds Total</b>	<u><b>\$ 27,455,361</b></u>	<u><b>\$ 75,336,494</b></u>	<u><b>\$ 91,899,111</b></u>	<u><b>\$ 10,892,744</b></u>

Significant Increases or Decreases

Almost all of the funds represented above are not anticipated to have significant increases or decreases in fund balance although many appear to anticipate significant decreases. This is because the above analysis assumes that the entire appropriation for a fund will be spent. This presents a worst case scenario, but actual experience indicates that there will be a portion of the appropriation unencumbered and unspent at the end of the fiscal year.

Therefore, for funds such as most special revenue funds, capital improvement funds, internal service funds, and fiduciary funds that budget their entire available balance even if there is no intent to spend the entire balance, there appears to be a significant anticipated decrease in fund balance, but as was stated above, this would only be true if there was a need for a specific project or emergency that required the entire expenditure of these funds.

***CITY OF BARTLESVILLE***  
2016-17 Operating Budget  
Estimated Change in Fund Equity – All Funds  
(continued)

In addition to the above described uses of fund balance, the City has also implemented a new reserve policy in accordance with a recently adopted ordinance that impacts fund balance in the General, Water, Wastewater, Sanitation, BMA – Wastewater, and Water Funds. This new policy actually reduces fund balance in these funds, since these amounts are now transferred to a Stabilization Reserve Fund which will hold the balances for use in certain prescribed situations. While this contributes to the appearance of a reduction in fund balance for these funds, the amounts contained in the Stabilization Reserve Fund and the amounts contained in the Capital Reserve Fund should be included when considering the overall financial health of these funds.

# CITY OF BARTLESVILLE

## 2016-17 Operating Budget

### Percentage Change from Prior Budget – General and Enterprise Funds

<i>FUND &amp; DEPARTMENT</i>	<i>2015-16 BUDGET</i>	<i>2016-17 BUDGET</i>	<i>% INCREASE (DECREASE)</i>
<b>GENERAL FUND</b>			
<b>General Fund:</b>			
City Council			
Contractual Services	\$ 22,000	\$ 29,300	33.2%
Materials and Supplies	2,400	2,400	0.0%
City Council Total	<u>\$ 24,400</u>	<u>\$ 31,700</u>	<u>29.9%</u>
Administration			
Personnel Services	\$ 653,963	\$ 686,752	5.0%
Contractual Services	98,374	98,971	0.6%
Materials and Supplies	11,900	11,900	0.0%
Administration Total	<u>\$ 764,237</u>	<u>\$ 797,623</u>	<u>4.4%</u>
Accounting and Finance			
Personnel Services	\$ 998,451	\$ 1,018,164	2.0%
Contractual Services	468,850	493,340	5.2%
Materials and Supplies	28,000	28,000	0.0%
Accounting and Finance Total	<u>\$ 1,495,301</u>	<u>\$ 1,539,504</u>	<u>3.0%</u>
Legal			
Personnel Services	\$ 147,806	\$ 154,396	4.5%
Contractual Services	30,200	30,200	0.0%
Materials and Supplies	-	-	N/A
Legal Total	<u>\$ 178,006</u>	<u>\$ 184,596</u>	<u>3.7%</u>
Building & Neighbor Service			
Personnel Services	\$ 404,419	\$ 499,582	23.5%
Contractual Services	102,700	142,700	38.9%
Materials and Supplies	11,700	10,900	-6.8%
Building & Neighbor Service Total	<u>\$ 518,819</u>	<u>\$ 653,182</u>	<u>25.9%</u>
Building Maintenance			
Personnel Services	\$ 438,898	\$ 434,052	-1.1%
Contractual Services	76,161	76,161	0.0%
Materials and Supplies	17,610	17,610	0.0%
Building Maintenance Total	<u>\$ 532,669</u>	<u>\$ 527,823</u>	<u>-0.9%</u>

# CITY OF BARTLESVILLE

## 2016-17 Operating Budget

### Percentage Change from Prior Budget – General and Enterprise Funds (continued)

<b>FUND &amp; DEPARTMENT</b>	<b>2015-16 BUDGET</b>	<b>2016-17 BUDGET</b>	<b>% INCREASE (DECREASE)</b>
General Services			
Contractual Services	\$ 661,796	\$ 615,761	-7.0%
Materials and Supplies	34,000	37,700	10.9%
General Services Total	<u>\$ 695,796</u>	<u>\$ 653,461</u>	<u>-6.1%</u>
Cemetery			
Personnel Services	\$ 51,403	\$ 53,198	3.5%
Contractual Services	9,075	10,860	19.7%
Materials and Supplies	8,590	10,950	27.5%
Cemetery Total	<u>\$ 69,068</u>	<u>\$ 75,008</u>	<u>8.6%</u>
Community Development			
Personnel Services	\$ 290,210	\$ 301,593	3.9%
Contractual Services	62,441	65,941	5.6%
Materials and Supplies	4,500	3,700	-17.8%
Community Development Total	<u>\$ 357,151</u>	<u>\$ 371,234</u>	<u>3.9%</u>
Technical Services			
Contractual Services	\$ 77,853	\$ 122,103	56.8%
Materials and Supplies	500	500	0.0%
Technical Services Total	<u>\$ 78,353</u>	<u>\$ 122,603</u>	<u>56.5%</u>
Engineering			
Personnel Services	\$ 453,758	\$ 506,988	11.7%
Contractual Services	26,500	29,370	10.8%
Materials and Supplies	9,250	11,650	25.9%
Engineering Total	<u>\$ 489,508</u>	<u>\$ 548,008</u>	<u>12.0%</u>
Fleet Maintenance			
Personnel Services	\$ 299,281	\$ 325,525	8.8%
Contractual Services	22,372	22,372	0.0%
Materials and Supplies	37,599	37,599	0.0%
Fleet Maintenance Total	<u>\$ 359,252</u>	<u>\$ 385,496</u>	<u>7.3%</u>
Fire			
Personnel Services	\$ 4,875,235	\$ 5,128,971	5.2%
Contractual Services	160,848	167,739	4.3%
Materials and Supplies	164,830	185,825	12.7%
Fire Total	<u>\$ 5,200,913</u>	<u>\$ 5,482,535</u>	<u>5.4%</u>

# **CITY OF BARTLESVILLE**

## 2016-17 Operating Budget

### Percentage Change from Prior Budget – General and Enterprise Funds (continued)

<b>FUND &amp; DEPARTMENT</b>	<b>2015-16 BUDGET</b>	<b>2016-17 BUDGET</b>	<b>% INCREASE (DECREASE)</b>
<b>Police</b>			
Personnel Services	\$ 4,311,391	\$ 4,673,035	8.4%
Contractual Services	273,400	310,650	13.6%
Materials and Supplies	292,400	275,900	-5.6%
Police Total	<u>\$ 4,877,191</u>	<u>\$ 5,259,585</u>	<u>7.8%</u>
<b>Street</b>			
Personnel Services	\$ 642,822	\$ 900,114	40.0%
Contractual Services	243,000	243,000	0.0%
Materials and Supplies	300,690	325,690	8.3%
Street Total	<u>\$ 1,186,512</u>	<u>\$ 1,468,804</u>	<u>23.8%</u>
<b>Library</b>			
Personnel Services	\$ 884,435	\$ 878,176	-0.7%
Contractual Services	146,700	157,975	7.7%
Materials and Supplies	114,950	120,850	5.1%
Library Total	<u>\$ 1,146,085</u>	<u>\$ 1,157,001</u>	<u>1.0%</u>
<b>History Museum</b>			
Personnel Services	\$ 172,210	\$ 169,593	-1.5%
Contractual Services	12,759	11,925	-6.5%
Materials and Supplies	7,425	13,325	79.5%
History Museum Total	<u>\$ 192,394</u>	<u>\$ 194,843</u>	<u>1.3%</u>
<b>Park and Recreation</b>			
Personnel Services	\$ 516,233	\$ 955,767	85.1%
Contractual Services	122,332	138,605	13.3%
Materials and Supplies	116,000	157,600	35.9%
Park and Recreation Total	<u>\$ 754,565</u>	<u>\$ 1,251,972</u>	<u>65.9%</u>
<b>Transfers Out</b>			
To E-911 Fund	\$ 480,695	\$ 588,024	22.3%
To Doenges Memorial Stadium	14,480	9,829	-32.1%
To Adams Golf Course	92,331	72,005	-22.0%
To Sooner Pool	55,968	44,311	-20.8%
To Frontier Pool	58,489	57,117	-2.3%
To Auto Collision Insurance	18,251	1,707	-90.6%
To Stabilization Reserve	392,444	508,111	29.5%
Total Transfers Out	<u>\$ 1,112,658</u>	<u>\$ 1,281,104</u>	<u>15.1%</u>

# CITY OF BARTLESVILLE

## 2016-17 Operating Budget

### Percentage Change from Prior Budget – General and Enterprise Funds (continued)

<b>FUND &amp; DEPARTMENT</b>	<b>2015-16 BUDGET</b>	<b>2016-17 BUDGET</b>	<b>% INCREASE (DECREASE)</b>
Reserves			
Compensated Absences Reserve	665,670	685,494	3.0%
Severance Reserve	125,000	175,000	40.0%
Contingency	1,910	-	-100.0%
Total Reserves	<u>\$ 792,580</u>	<u>\$ 860,494</u>	<u>8.6%</u>
<b>Total General Fund</b>	<b><u>\$ 20,825,458</u></b>	<b><u>\$ 22,846,576</u></b>	<b><u>9.7%</u></b>
<b>ENTERPRISE FUNDS</b>			
<b>Wastewater Operating Fund:</b>			
Wastewater Treatment Plant			
Contractual Services	\$ 2,261,441	\$ 2,290,987	1.3%
Wastewater Treatment Plant Total	<u>\$ 2,261,441</u>	<u>\$ 2,290,987</u>	<u>1.3%</u>
Wastewater Maintenance			
Personnel Services	\$ 822,787	\$ 646,328	-21.4%
Contractual Services	45,400	47,400	4.4%
Materials and Supplies	97,650	104,050	6.6%
Wastewater Maintenance Total	<u>\$ 965,837</u>	<u>\$ 797,778</u>	<u>-17.4%</u>
Transfers Out			
To General Fund	\$ 893,882	\$ 973,772	8.9%
To Stabilization Reserve Fund	82,423	81,251	-1.4%
To Capital Reserve Fund	30,000	1,700,000	5566.7%
Total Transfers Out	<u>\$ 1,006,305</u>	<u>\$ 2,755,023</u>	<u>173.8%</u>
Reserves			
Contingency	\$ 64,546	\$ 61,775	-4.3%
Compensated Absences Reserve	20,431	20,431	0.0%
Total Reserves	<u>\$ 84,977</u>	<u>\$ 82,206</u>	<u>-3.3%</u>
Total Wastewater Operating	<u>\$ 4,318,560</u>	<u>\$ 5,925,994</u>	<u>37.2%</u>



# CITY OF BARTLESVILLE

## 2016-17 Operating Budget

### Percentage Change from Prior Budget – General and Enterprise Funds (continued)

<b>FUND &amp; DEPARTMENT</b>	<b>2015-16 BUDGET</b>	<b>2016-17 BUDGET</b>	<b>% INCREASE (DECREASE)</b>
<b>Water Operating Fund:</b>			
Water Plant			
Personnel Services	\$ 882,933	\$ 900,892	2.0%
Contractual Services	981,725	952,026	-3.0%
Materials and Supplies	898,800	888,900	-1.1%
Water Plant Total	\$ 2,763,458	\$ 2,741,818	-0.8%
Water Administration			
Personnel Services	\$ 233,806	\$ 238,396	2.0%
Contractual Services	69,700	70,350	0.9%
Materials and Supplies	12,800	8,400	-34.4%
Water Administration Total	\$ 316,306	\$ 317,146	0.3%
Water Distribution			
Personnel Services	\$ 1,143,550	\$ 1,158,119	1.3%
Contractual Services	74,550	70,250	-5.8%
Materials and Supplies	278,375	297,100	6.7%
Water Distribution Total	\$ 1,496,475	\$ 1,525,469	1.9%
Transfers Out			
To General	\$ 1,404,672	\$ 1,530,212	8.9%
To Stabilization Reserve	119,618	122,293	2.2%
To Capital Reserve	-	1,439,000	N/A
Total Transfers Out	\$ 1,524,290	\$ 3,091,505	102.8%
Reserves			
Contingency	\$ 91,525	\$ 91,689	0.2%
Compensated Absences Reserve	79,962	79,962	0.0%
Total Reserves	\$ 171,487	\$ 171,651	0.1%
Total Water Operating	\$ 6,272,016	\$ 7,847,589	25.1%
<b>Sanitation Operating Fund:</b>			
Sanitation			
Personnel Services	\$ 1,723,576	\$ 1,719,976	-0.2%
Contractual Services	848,110	857,730	1.1%
Materials and Supplies	400,954	415,954	3.7%
Sanitation Total	\$ 2,972,640	\$ 2,993,660	0.7%

# CITY OF BARTLESVILLE

## 2016-17 Operating Budget

### Percentage Change from Prior Budget – General and Enterprise Funds (continued)

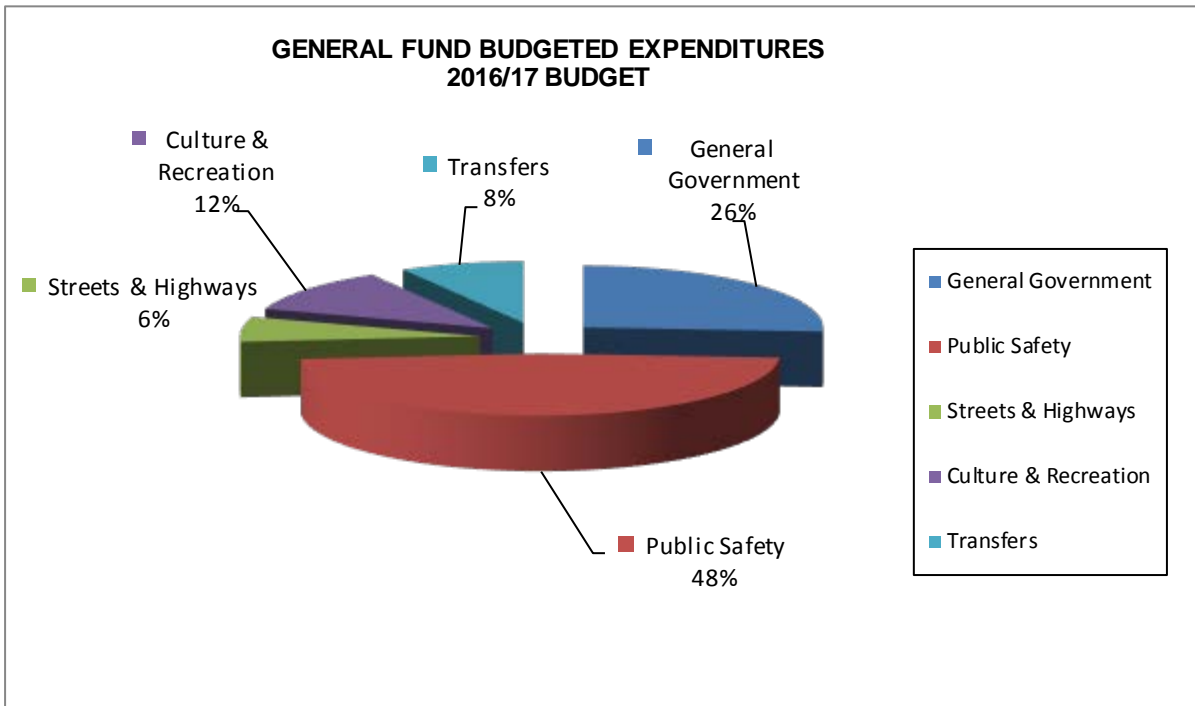
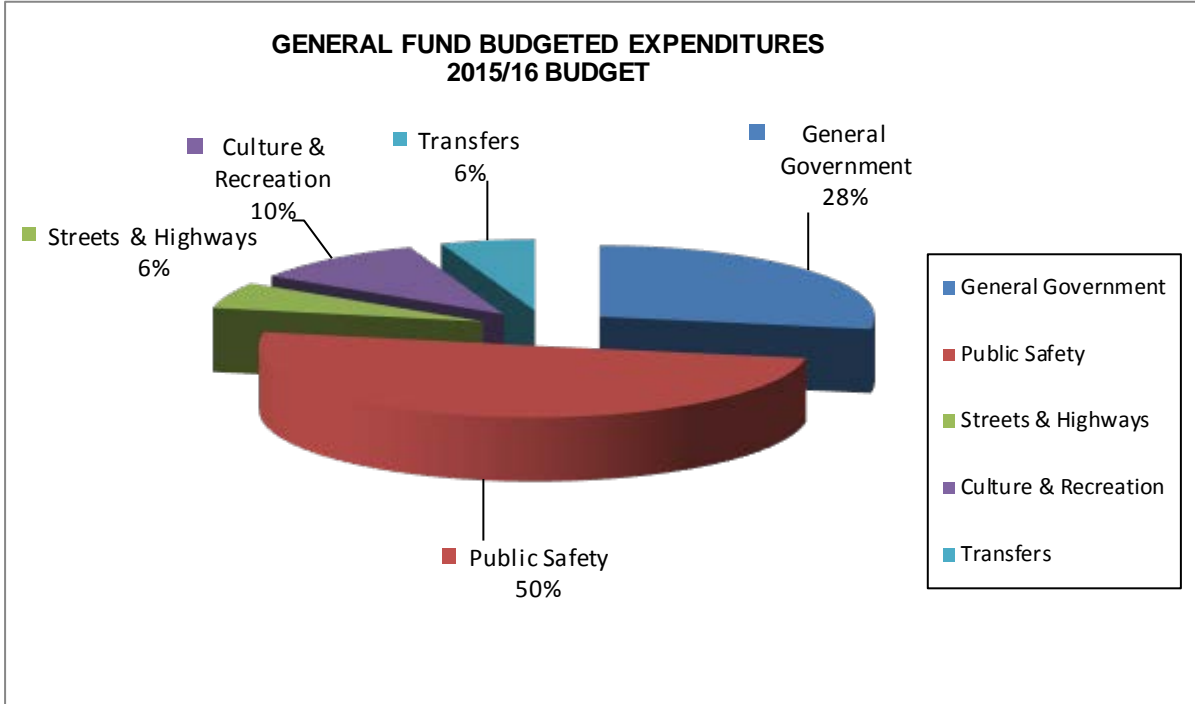
<b>FUND &amp; DEPARTMENT</b>	<b>2015-16 BUDGET</b>	<b>2016-17 BUDGET</b>	<b>% INCREASE (DECREASE)</b>
Transfers Out			
To General	\$ 968,882	\$ 1,048,772	8.2%
To Stabilization Reserve	78,830	80,849	2.6%
To Capitalization Reserve	260,000	750,000	188.5%
Total Transfers Out	<u>\$ 1,307,712</u>	<u>\$ 1,879,621</u>	<u>43.7%</u>
Reserves			
Contingency	\$ 59,453	\$ 59,873	0.7%
Compensated Absences Reserve	69,206	69,206	0.0%
Total Reserves	<u>\$ 128,659</u>	<u>\$ 129,079</u>	<u>0.3%</u>
Total Sanitation Operating	<u>\$ 4,409,011</u>	<u>\$ 5,002,360</u>	<u>13.5%</u>
<b>Municipal Golf Course Fund:</b>			
Golf Course			
Personnel Services	\$ 214,826	\$ 224,696	4.6%
Contractual Services	139,766	141,766	1.4%
Materials and Supplies	99,200	99,200	0.0%
Golf Course Total	<u>\$ 453,792</u>	<u>\$ 465,662</u>	<u>2.6%</u>
Reserves			
Contingency	\$ 9,076	\$ 9,313	2.6%
Compensated Absences Reserve	4,238	4,238	0.0%
Total Reserves	<u>\$ 13,314</u>	<u>\$ 13,551</u>	<u>1.8%</u>
Total Municipal Golf Course	<u>\$ 467,106</u>	<u>\$ 479,213</u>	<u>2.6%</u>
<b>Sooner Pool Fund:</b>			
Swimming pool			
Personnel Services	\$ 2,303	\$ -	-100.0%
Contractual Services	36,600	36,500	-0.3%
Materials and Supplies	9,550	8,700	-8.9%
Contingency	969	904	-6.7%
Swimming pool Total	<u>\$ 49,422</u>	<u>\$ 46,104</u>	<u>-6.7%</u>
<b>Frontier Pool Fund:</b>			
Swimming pool			
Contractual Services	\$ 50,900	\$ 48,600	-4.5%
Materials and Supplies	9,200	8,700	-5.4%
Contingency	1,202	1,146	-4.7%
Swimming pool Total	<u>\$ 61,302</u>	<u>\$ 58,446</u>	<u>-4.7%</u>
<b>Total Enterprise Funds</b>	<u><b>\$ 15,577,417</b></u>	<u><b>\$ 19,359,706</b></u>	<u><b>24.3%</b></u>

# GENERAL FUND



*PAGE LEFT BLANK INTENTIONALLY*

**CITY OF BARTLESVILLE**  
 2016-17 Operating Budget  
 General Fund – Expenditure Graphs



**CITY OF BARTLESVILLE**  
 2016-17 Operating Budget  
 General Fund – Expenditure Summary by Function

<b>EXPENDITURES BY DEPARTMENT OR PURPOSE</b>	<b>2014-15 ACTUAL</b>	<b>2015-16 BUDGET</b>	<b>2015-16 ESTIMATE</b>	<b>2016-17 REQUEST</b>
City Council	\$ 13,311	\$ 24,400	\$ 19,745	\$ 31,700
Administration	645,601	764,237	693,807	797,623
Accounting and Finance	1,452,917	1,495,301	1,487,461	1,539,504
Legal	163,349	178,006	170,175	184,596
Building and Neighborhood Services	504,155	518,819	518,743	653,182
Building Maintenance	499,507	532,669	532,669	527,823
General Services	720,270	695,796	641,351	653,461
Cemetery	61,421	69,068	65,013	75,008
Community Development	346,928	357,151	357,120	371,234
Technical Services	59,501	78,353	71,138	122,603
Engineering	398,134	489,508	464,566	548,008
Fleet Maintenance	375,141	359,252	359,352	385,496
Fire	5,102,646	5,200,913	5,175,234	5,482,535
Police	4,794,141	4,877,191	4,775,507	5,259,585
Street	1,185,334	1,186,512	1,187,846	1,468,804
Library	1,109,983	1,146,085	1,137,213	1,157,001
History Museum	180,624	192,394	173,431	194,843
Park and Recreation	754,438	754,565	779,427	1,251,972
Transfer Out:				
To E-911 Fund	504,629	480,695	480,695	588,024
To Doenges Memorial Stadium	53,079	14,480	14,480	9,829
To Adams Golf Course	148,416	92,331	92,331	72,005
To Sooner Pool	25,876	55,968	55,968	44,311
To Frontier Pool	60,280	58,489	58,489	57,117
To Auto Collision Insurance	-	18,251	18,251	1,707
To Stabilization Reserve	391,380	392,444	392,444	508,111
To Capital Reserve	-	-	-	619,600
Reserves:				
Compensated Absences Reserve	-	665,670	-	685,494
Severance Reserve	-	125,000	-	175,000
Contingency	-	1,910	-	-
<b>Total Expenditures and Reserves</b>	<b>\$ 19,551,061</b>	<b>\$ 20,825,458</b>	<b>\$ 19,722,456</b>	<b>\$ 23,466,176</b>

**CITY OF BARTLESVILLE**  
**2016-17 Operating Budget**  
**General Fund – Expenditure Summary by Line Item**

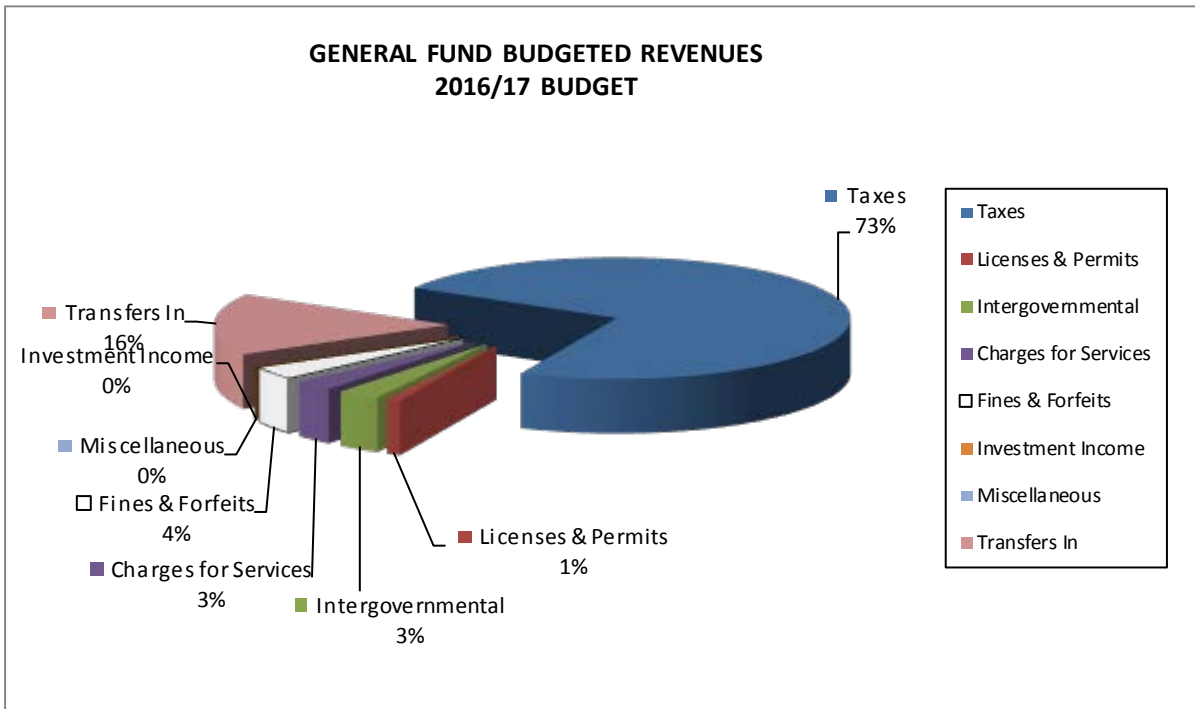
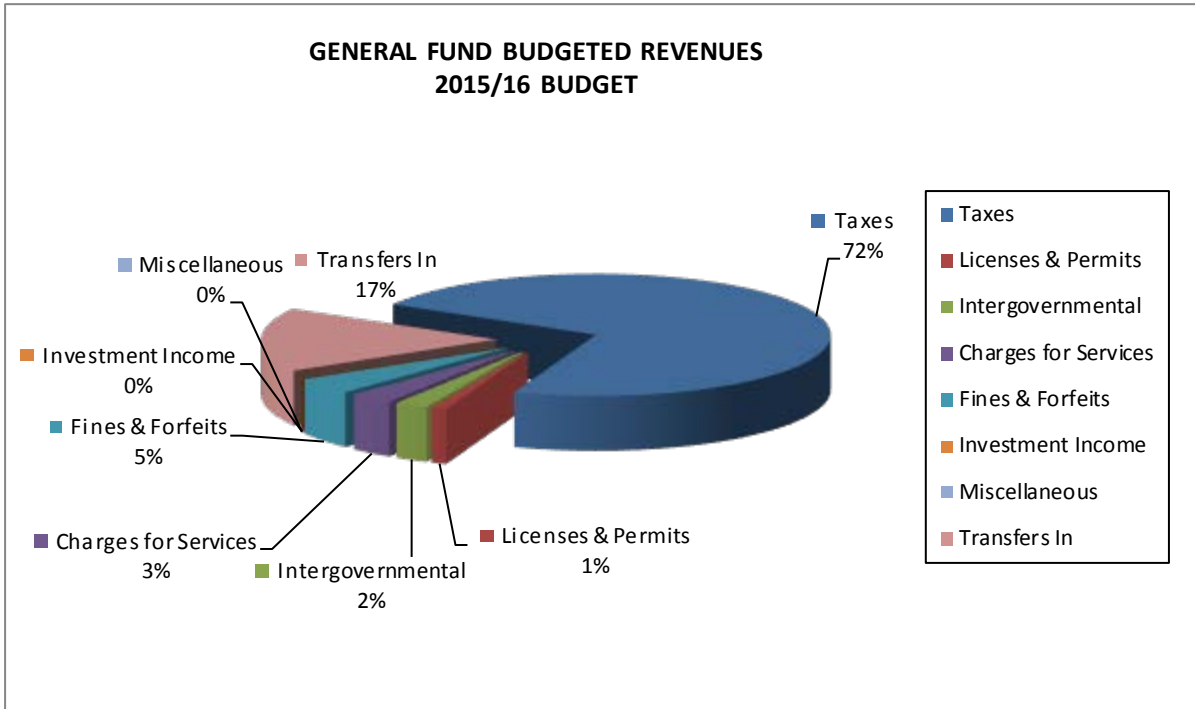
<b>PERSONNEL SERVICES</b>	<b>2014-15 ACTUAL</b>	<b>2015-16 BUDGET</b>	<b>2015-16 ESTIMATE</b>	<b>2016-17 REQUEST</b>	<b>CITY MGR REC</b>	<b>2016-17 APPROVED</b>
51110 REGULAR SALARIES	\$ 9,976,655	\$10,040,300	\$ 9,999,560	\$11,263,000	\$11,162,180	\$11,162,180
51120 OVERTIME	541,885	576,000	569,123	549,000	549,000	549,000
51130 FICA	555,455	605,200	559,991	688,000	680,242	680,242
51140 GROUP INSURANCE	2,058,298	2,172,173	2,172,173	2,401,197	2,381,298	2,381,298
51150 DB RETIREMENT	681,356	670,000	628,548	679,000	664,000	664,000
51155 DC RETIREMENT	44,516	64,000	53,666	108,000	106,421	106,421
51160 PENSION	782,493	821,000	780,207	884,000	884,000	884,000
51170 WORKER'S COMPENSATION	202,064	191,842	191,842	258,765	258,765	258,765
51180 UNEMPLOYMENT COMP	6,382	-	-	-	-	-
<b>TOTAL PERSONNEL SERVICES</b>	<b>\$14,849,104</b>	<b>\$15,140,515</b>	<b>\$14,955,110</b>	<b>\$16,830,962</b>	<b>\$16,685,906</b>	<b>\$16,685,906</b>
<b>CONTRACTUAL SERVICES</b>						
52110 EMPLOYMENT SERVICES	\$ 332,002	\$ 376,164	\$ 385,823	\$ 428,959	\$ 428,959	\$ 428,959
52210 FINANCIAL SERVICES	184,380	180,400	175,197	199,400	199,400	199,400
52310 UTILITIES & COMMUNICATIONS	520,582	565,206	543,049	565,876	565,876	565,876
52410 PROFESSIONAL SERVICES	169,626	198,170	185,614	204,825	204,825	204,825
52510 OTHER SERVICES	749,233	689,946	716,671	820,292	755,292	755,292
52610 MAINT. & REPAIR SERVICE	143,872	238,075	242,088	289,241	289,241	289,241
52710 OPERATIONAL SERVICES	748	5,500	-	5,500	5,500	5,500
52810 INSURANCE & BONDS	330,488	363,900	336,955	317,880	317,880	317,880
<b>TOTAL CONTRACTUAL SERVICES</b>	<b>\$ 2,430,931</b>	<b>\$ 2,617,361</b>	<b>\$ 2,585,397</b>	<b>\$ 2,831,973</b>	<b>\$ 2,766,973</b>	<b>\$ 2,766,973</b>
<b>MATERIALS &amp; SUPPLIES</b>						
53110 OFFICE EQUIP. & SUPPLIES	\$ 68,940	\$ 68,400	\$ 74,150	\$ 108,710	\$ 70,250	\$ 70,250
53210 JANITORIAL SUPPLIES	29,449	32,262	30,039	33,800	33,800	33,800
53310 GENERAL SUPPLIES	272,059	299,658	283,395	352,450	352,450	352,450
53410 TOOLS & EQUIPMENT	16,829	20,324	12,406	23,499	23,499	23,499
53510 FUEL	233,022	281,700	207,089	246,700	246,700	246,700
53610 MAINT. & REPAIR MATERIALS	467,067	460,000	462,212	500,400	525,400	525,400
<b>TOTAL MATERIALS &amp; SUPPLIES</b>	<b>\$ 1,087,366</b>	<b>\$ 1,162,344</b>	<b>\$ 1,069,291</b>	<b>\$ 1,265,559</b>	<b>\$ 1,252,099</b>	<b>\$ 1,252,099</b>

**CITY OF BARTLESVILLE**  
 2016-17 Operating Budget  
 General Fund – Expenditure Summary by Line Item  
 (continued)

<b>CAPITAL OUTLAY</b>	<b>2014-15 ACTUAL</b>	<b>2015-16 BUDGET</b>	<b>2015-16 ESTIMATE</b>	<b>2016-17 REQUEST</b>	<b>CITY MGR REC</b>	<b>2016-17 APPROVED</b>
55910 LAND	\$ -	\$ -	\$ -	\$ -	\$ -	\$ -
<b>TOTAL CAPITAL OUTLAY</b>	<b>\$ -</b>	<b>\$ -</b>	<b>\$ -</b>	<b>\$ -</b>	<b>\$ -</b>	<b>\$ -</b>
<b>TRANSFERS OUT</b>						
59207 E 9-1-1 FUND	\$ 504,629	\$ 480,695	\$ 480,695	\$ 633,024	\$ 588,024	\$ 588,024
59276 DOENGES MEMORIAL STADIUM	53,079	14,480	14,480	9,829	9,829	9,829
59513 ADAMS GOLF COURSE	148,416	92,331	92,331	72,005	72,005	72,005
59515 FRONTIER POOL	25,876	55,968	55,968	44,311	44,311	44,311
59516 SOONER POOL	60,280	58,489	58,489	84,147	57,117	57,117
59663 AUTO COLLISION INSURANCE	-	18,251	18,251	1,707	1,707	1,707
59670 STABILIZATION RESERVE	391,380	392,444	392,444	435,436	429,525	508,111
<b>TOTAL TRANSFERS</b>	<b>\$ 1,183,660</b>	<b>\$ 1,112,658</b>	<b>\$ 1,112,658</b>	<b>\$ 1,900,059</b>	<b>\$ 1,822,118</b>	<b>\$ 1,900,704</b>
<b>TOTAL BUDGET</b>	<b>\$19,551,061</b>	<b>\$20,032,878</b>	<b>\$19,722,456</b>	<b>\$22,828,553</b>	<b>\$22,527,096</b>	<b>\$22,605,682</b>



**CITY OF BARTLESVILLE**  
 2016-17 Operating Budget  
 General Fund – Revenue Graphs



**CITY OF BARTLESVILLE**  
 2016-17 Operating Budget  
 General Fund – Revenue Summary by Source

<b>REVENUE BY SOURCE</b>	<b>2014-15 ACTUAL</b>	<b>2015-16 BUDGET</b>	<b>2015-16 ESTIMATE</b>	<b>2016-17 REQUEST</b>
Sales Tax	\$ 12,480,630	\$ 12,436,269	\$ 12,966,631	\$ 14,452,529
Franchise Tax	1,534,739	1,580,488	1,436,472	1,436,500
Licenses & Permits	190,162	208,800	222,593	215,400
Intergovernmental	649,847	444,800	652,158	646,600
Charges for Services	732,992	589,400	582,662	593,200
Fines and Forfeits	810,594	853,700	744,175	746,000
Interest and Investment Income	28,102	-	21,555	-
Donations and Miscellaneous	143,905	1,000	47,218	900
Transfer In:				
Wastewater	873,954	893,882	893,882	973,772
Water	1,373,356	1,404,672	1,404,672	1,530,212
Sanitation	948,954	968,882	968,882	1,048,772
Fund Balance	<u>1,406,016</u>	<u>1,443,565</u>	<u>1,603,847</u>	<u>1,822,291</u>
<b>Total Available for Appropriation</b>	<b><u>\$ 21,173,251</u></b>	<b><u>\$ 20,825,458</u></b>	<b><u>\$ 21,544,747</u></b>	<b><u>\$ 23,466,176</u></b>

**CITY OF BARTLESVILLE**  
 2016-17 Operating Budget  
 General Fund – Personnel Summary

<b>PERSONNEL COUNTS BY DEPARTMENT</b>	<b>2014-15 ACTUAL FTEs</b>	<b>2015-16 BUDGETED FTEs</b>	<b>2015-16 ACTUAL FTEs</b>	<b>2016-17 BUDGETED FTEs</b>
Administration	6	7	7	7
Accounting and Finance	16	16	16	16
Legal	2.23	2.23	2.23	2.23
Building and Neighbor Services	7	6	6	8
Building Maintenance	6	6	5	6
Cemetery	1	1	1	1
Community Development	3	3	3	3
Engineering	8	8	8	9
Fleet Maintenance	4	4	4	4
Fire	70	67	67	70
Police	63	63	65	68
Street	11	11	11	17
Library	16.94	16.94	16.94	16.94
History Museum	3.85	3.85	3.85	3.85
Park and Recreation	9.5	8	8	18
<b>Total Personnel</b>	<b><u>227.52</u></b>	<b><u>223.02</u></b>	<b><u>224.02</u></b>	<b><u>250.02</u></b>

**CITY OF BARTLESVILLE**  
 2016-17 Operating Budget  
 General Fund – City Council – Summary

Department Mission: To use oversight and policy making powers to plan for the long term benefit of the City. The Council encourages critical analysis of all problems to help find new and better solutions.

---

Department Description: The City Council is the policy-making and legislative body of the City of Bartlesville. It is responsible to the electorate for the programs, policies, and improvements of the City. The City Council approves the annual budget and all contracts, ordinances, and resolutions of the City. It also makes appointments to the various boards and committees of the municipal government and the public trusts of which it is the beneficiary.

---

2016 Accomplishments:
 

- Sales Tax Election to increase sales tax by 4 tenths of 1 percent
- Implementation of TIF district to encourage economic development

---

2017 Objectives:
 

- GO bond extension election
- City Council election

---

Budget Highlights: The major budgeted expenditures for the City Council are training seminars, elections, and the annual audit.

<b>FUND 101 GENERAL DEPT 110 CITY COUNCIL</b>				
<b>2014-15 ACTUAL</b>	<b>2015-16 BUDGET</b>	<b>2015-16 ESTIMATE</b>	<b>2016-17 CITY MGR RECOMMENDS</b>	<b>2016-17 APPROVED BUDGET</b>
<b>\$13,311</b>	<b>\$24,400</b>	<b>\$19,745</b>	<b>\$31,700</b>	<b>\$31,700</b>

---

**CITY OF BARTLESVILLE**  
 2016-17 Operating Budget  
 General Fund – City Council – Line Item Detail

<b>CONTRACTUAL SERVICES</b>	<b>2014-15 ACTUAL</b>	<b>2015-16 BUDGET</b>	<b>2015-16 ESTIMATE</b>	<b>2016-17 REQUEST</b>	<b>CITY MGR REC</b>	<b>2016-17 APPROVED</b>
52110 EMPLOYMENT SERVICES	\$ 3,581	\$ 8,000	\$ 1,029	\$ 9,950	\$ 9,950	\$ 9,950
52410 PROFESSIONAL SERVICES	750	3,000	415	3,300	3,300	3,300
52510 OTHER SERVICES	6,727	11,000	15,977	16,050	16,050	16,050
<b>TOTAL CONTRACTUAL SERVICES</b>	<b>\$ 11,058</b>	<b>\$ 22,000</b>	<b>\$ 17,421</b>	<b>\$ 29,300</b>	<b>\$ 29,300</b>	<b>\$ 29,300</b>
<b>MATERIALS &amp; SUPPLIES</b>						
53110 OFFICE EQUIP. & SUPPLIES	\$ 84	\$ 400	\$ -	\$ 400	\$ 400	\$ 400
53310 GENERAL SUPPLIES	2,169	2,000	2,324	2,000	2,000	2,000
<b>TOTAL MATERIALS &amp; SUPPLIES</b>	<b>\$ 2,253</b>	<b>\$ 2,400</b>	<b>\$ 2,324</b>	<b>\$ 2,400</b>	<b>\$ 2,400</b>	<b>\$ 2,400</b>
<b>TOTAL BUDGET</b>	<b>\$ 13,311</b>	<b>\$ 24,400</b>	<b>\$ 19,745</b>	<b>\$ 31,700</b>	<b>\$ 31,700</b>	<b>\$ 31,700</b>

***CITY OF BARTLESVILLE***  
2016-17 Operating Budget  
General Fund – Administration – Summary

Department Mission: To implement the policies of Council and manage the day to day affairs of the City while keeping in mind the long range goals of the City as a whole, fostering a positive relationship with employees while performing personnel duties and to seek out and administer grant funding for the City.

---

Department Description: This department includes the activities of the City Manager, Human Resources Director, and Grants Administration. The City Manager is responsible to the City Council for administering the daily activities of the various departments of the city government and for implementing the policies and procedures adopted by the City Council. The manager is also responsible for preparing the annual budget and implementing the budget approved by the City Council. The Human Resources Director is responsible for the personnel policies and administration of the payroll plan and various benefit plans of the City. Grants Administration is responsible for administering the City's grants and identifying and responding to various grant opportunities.

---

2016 Accomplishments:

- Engaged a Communication Officer to maximize interaction and transparency with citizens
- Updated and enhanced the City's website
- Implemented a comprehensive wellness program to foster a culture of wellness
- Wellness screenings and flu shot clinics were conducted for employees and spouses
- Conducted CPR training for staff
- Engaged a consultant to conduct a comprehensive compensation study
- Implemented employee appreciation events and programs
- Represented the City on various committees to assist with grant applications and administration
- Received and implemented multiple grants for Police, Fire, Main Street and Safe Routes to School

---

**CITY OF BARTLESVILLE**  
 2016-17 Operating Budget  
 General Fund – Administration – Summary  
 (continued)

- 2017 Objectives:
- Build out, equip and work to implement a Health Clinic for Employees
  - Completion of Compensation Study
  - Establish Partnerships with other public entities to enhance distribution of information
  - Conclude update of Hazard Mitigation Plan and begin implementation
  - Continue to assist with HUD’s Community Needs Assessment for Bartlesville
  - Continue to find and apply for grant opportunities
  - Administration, management and reporting for grant funds
  - Continue to seek ways to partner with other agencies on grants

Budget Highlights: The major budgeted expenditures for Administration are personnel expenditures for the City Manager, Human Resources Director, Grants Administrator and their employees. The Educational reimbursements program will be reinstated for the City as a whole as the budget allows.

<b>FUND 101 GENERAL DEPT 120 ADMINISTRATION</b>				
<b>2014-15 ACTUAL</b>	<b>2015-16 BUDGET</b>	<b>2015-16 ESTIMATE</b>	<b>2016-17 CITY MGR RECOMMENDS</b>	<b>2016-17 APPROVED BUDGET</b>
<b>\$645,601</b>	<b>\$764,237</b>	<b>\$693,807</b>	<b>\$797,623</b>	<b>\$797,623</b>

**CITY OF BARTLESVILLE**  
**2016-17 Operating Budget**  
**General Fund – Administration – Line Item Detail**

<b>PERSONNEL SERVICES</b>	<b>2014-15 ACTUAL</b>	<b>2015-16 BUDGET</b>	<b>2015-16 ESTIMATE</b>	<b>2016-17 REQUEST</b>	<b>CITY MGR REC</b>	<b>2016-17 APPROVED</b>
51110 REGULAR SALARIES	\$ 395,663	\$ 477,000	\$ 444,519	\$ 497,000	\$ 497,000	\$ 497,000
51120 OVERTIME	-	3,000	-	3,000	3,000	3,000
51130 FICA	28,726	37,000	32,497	38,000	38,000	38,000
51140 GROUP INSURANCE	53,704	56,420	56,420	64,385	64,385	64,385
51150 DB RETIREMENT	82,863	75,000	64,843	79,000	79,000	79,000
51155 DC RETIREMENT	536	5,000	6,275	5,000	5,000	5,000
51170 WORKER'S COMPENSATION	863	543	543	367	367	367
<b>TOTAL PERSONAL SERVICES</b>	<b>\$ 562,355</b>	<b>\$ 653,963</b>	<b>\$ 605,097</b>	<b>\$ 686,752</b>	<b>\$ 686,752</b>	<b>\$ 686,752</b>
<b>CONTRACTUAL SERVICES</b>						
52110 EMPLOYMENT SERVICES	\$ 37,348	\$ 50,000	\$ 36,568	\$ 67,367	\$ 67,367	\$ 67,367
52210 FINANCIAL SERVICES	-	-	(511)	-	-	-
52310 UTILITIES & COMMUNICATIONS	1,650	2,480	2,080	2,875	2,875	2,875
52410 PROFESSIONAL SERVICES	576	24,145	20,300	24,000	4,000	4,000
52510 OTHER SERVICES	35,240	21,249	21,200	94,229	24,229	24,229
52610 MAINT. & REPAIR SERVICE	-	500	10	500	500	500
<b>TOTAL CONTRACTUAL SERVICES</b>	<b>\$ 74,814</b>	<b>\$ 98,374</b>	<b>\$ 79,647</b>	<b>\$ 188,971</b>	<b>\$ 98,971</b>	<b>\$ 98,971</b>
<b>MATERIALS &amp; SUPPLIES</b>						
53110 OFFICE EQUIP. & SUPPLIES	\$ 3,952	\$ 3,750	\$ 6,267	\$ 3,750	\$ 3,750	\$ 3,750
53310 GENERAL SUPPLIES	4,315	8,150	2,796	8,150	8,150	8,150
53610 MAINT. & REPAIR MATERIALS	165	-	-	-	-	-
<b>TOTAL MATERIALS &amp; SUPPLIES</b>	<b>\$ 8,432</b>	<b>\$ 11,900</b>	<b>\$ 9,063</b>	<b>\$ 11,900</b>	<b>\$ 11,900</b>	<b>\$ 11,900</b>
<b>TOTAL BUDGET</b>						
	<b>\$ 645,601</b>	<b>\$ 764,237</b>	<b>\$ 693,807</b>	<b>\$ 887,623</b>	<b>\$ 797,623</b>	<b>\$ 797,623</b>



**CITY OF BARTLESVILLE**  
 2016-17 Operating Budget  
 General Fund – Administration – Personnel and Capital Detail

FUND 101 GENERAL  
 DEPT 120 ADMINISTRATION

**PERSONNEL SCHEDULE**

<u>CLASSIFICATION</u>	<u>2014-15 ACTUAL NUMBER OF EMPLOYEES</u>	<u>2015-16 BUDGTED NUMBER OF EMPLOYEES</u>	<u>2015-16 ACTUAL NUMBER OF EMPLOYEES</u>	<u>2016-17 BUDGTED NUMBER OF EMPLOYEES</u>
City Manager	1	1	1	1
Human Resources Director	1	1	1	1
Communications Coordinator	0	1	1	1
Executive Assistant	1	1	1	1
Human Resources Manager	1	1	2	2
HR Assistant	1	1	0	0
Grants Administrator	1	1	1	1
<b>TOTAL</b>	<u><u>6</u></u>	<u><u>7</u></u>	<u><u>7</u></u>	<u><u>7</u></u>

**CITY OF BARTLESVILLE**  
 2016-17 Operating Budget  
 General Fund – Accounting and Finance – Summary

Department Mission: We will embody the spirit of our community by striving to attain excellence in customer service, teamwork, ethics, and accountability.

Department Description: Under the supervision of the Administrative Director/CFO, the Accounting and Finance department performs all of the finance and treasury functions for the City. These combined functions are divided into the following divisions:

Internal Services: responsible for all duties associated with AP, payroll, accounting, City Clerk, and Treasury services.

Customer Services: responsible for all duties associated with the utility billing, accounts receivable, and municipal court services.

- 2016 Accomplishments:
- Continued to use of sound financial practices and maintained the City’s AA- bond rating
  - Began implementation of an automated phone system capable of taking payments after hours
  - Initiated RFP for City-wide ERP system

- 2017 Objectives:
- Continue the use of sound financial practices aimed at retaining the City’s AA- bond rating
  - Finalize the implementation of an automated phone system capable of taking payments after hours
  - Implement a city-wide ERP system that will increase efficiencies and reporting capabilities

Budget Highlights: The major budgeted expenditures for the Accounting and Finance department are personnel expenditures, utility billing preparation fees, and software upgrades.

**FUND 101 GENERAL  
 DEPT 130 ACCOUNTING & FINANCE**

2014-15 ACTUAL	2015-16 BUDGET	2015-16 ESTIMATE	2016-17 CITY MGR RECOMMENDS	2016-17 APPROVED BUDGET
\$1,452,917	\$1,495,301	\$1,487,461	\$1,539,504	\$1,539,504

**CITY OF BARTLESVILLE**  
**2016-17 Operating Budget**  
**General Fund – Accounting and Finance – Line Item Detail**

<b>PERSONNEL SERVICES</b>	<b>2014-15 ACTUAL</b>	<b>2015-16 BUDGET</b>	<b>2015-16 ESTIMATE</b>	<b>2016-17 REQUEST</b>	<b>CITY MGR REC</b>	<b>2016-17 APPROVED</b>
51110 REGULAR SALARIES	\$ 682,875	\$ 684,000	\$ 678,183	\$ 703,000	\$ 703,000	\$ 703,000
51120 OVERTIME	681	3,000	546	3,000	3,000	3,000
51130 FICA	49,712	53,000	48,964	54,000	54,000	54,000
51140 GROUP INSURANCE	143,231	150,451	150,451	147,164	147,164	147,164
51150 DB RETIREMENT	96,749	96,000	95,695	99,000	99,000	99,000
51155 DC RETIREMENT	10,639	12,000	10,755	12,000	12,000	12,000
51180 UNEMPLOYMENT COMP	2,461	-	-	-	-	-
<b>TOTAL PERSONAL SERVICES</b>	<b>\$ 986,348</b>	<b>\$ 998,451</b>	<b>\$ 984,594</b>	<b>\$ 1,018,164</b>	<b>\$ 1,018,164</b>	<b>\$ 1,018,164</b>
<b>CONTRACTUAL SERVICES</b>						
52110 EMPLOYMENT SERVICES	\$ 5,349	\$ 6,650	\$ 4,226	\$ 6,650	\$ 6,650	\$ 6,650
52210 FINANCIAL SERVICES	178,866	175,400	170,429	194,400	194,400	194,400
52310 UTILITIES & COMMUNICATIONS	2,399	3,200	1,495	2,600	2,600	2,600
52410 PROFESSIONAL SERVICES	88,990	65,000	81,121	67,500	67,500	67,500
52510 OTHER SERVICES	149,054	122,000	112,191	121,000	121,000	121,000
52610 MAINT. & REPAIR SERVICE	20,128	96,300	100,212	100,890	100,890	100,890
52810 INSURANCE & BONDS	-	300	-	300	300	300
<b>TOTAL CONTRACTUAL SERVICES</b>	<b>\$ 444,786</b>	<b>\$ 468,850</b>	<b>\$ 469,674</b>	<b>\$ 493,340</b>	<b>\$ 493,340</b>	<b>\$ 493,340</b>
<b>MATERIALS &amp; SUPPLIES</b>						
53110 OFFICE EQUIP. & SUPPLIES	\$ 21,164	\$ 25,000	\$ 17,234	\$ 25,000	\$ 25,000	\$ 25,000
53210 JANITORIAL SUPPLIES	41	-	-	-	-	-
53310 GENERAL SUPPLIES	578	3,000	15,959	3,000	3,000	3,000
<b>TOTAL MATERIALS &amp; SUPPLIES</b>	<b>\$ 21,783</b>	<b>\$ 28,000</b>	<b>\$ 33,193</b>	<b>\$ 28,000</b>	<b>\$ 28,000</b>	<b>\$ 28,000</b>
<b>TOTAL BUDGET</b>	<b>\$ 1,452,917</b>	<b>\$ 1,495,301</b>	<b>\$ 1,487,461</b>	<b>\$ 1,539,504</b>	<b>\$ 1,539,504</b>	<b>\$ 1,539,504</b>

**CITY OF BARTLESVILLE**

2016-17 Operating Budget

General Fund – Accounting and Finance – Personnel and Capital Detail

FUND 101 GENERAL  
DEPT 130 ACCOUNTING & FINANCE

**PERSONNEL SCHEDULE**

<b>CLASSIFICATION</b>	<b>2014-15 ACTUAL NUMBER OF EMPLOYEES</b>	<b>2015-16 BUDGTED NUMBER OF EMPLOYEES</b>	<b>2015-16 ACTUAL NUMBER OF EMPLOYEES</b>	<b>2016-17 BUDGTED NUMBER OF EMPLOYEES</b>
AD/CFO	1	1	1	1
Internal Services Supervisor	1	1	1	1
Customer Service Supervisor	1	1	1	1
Accountant	1	1	1	1
Purchasing Tech	2	2	2	2
Payroll Administrator	1	1	1	1
Court Clerk	2	2	2	2
Fiscal Tech	7	7	7	7
<b>TOTAL</b>	<b>16</b>	<b>16</b>	<b>16</b>	<b>16</b>

**CITY OF BARTLESVILLE**  
 2016-17 Operating Budget  
 General Fund – Legal – Summary

Department Mission: To provide legal advice to the City Council and all City departments and to represent the City’s interest in litigation or arbitration. To ensure equal justice to all citizens and assess fines and penalties when necessary.

Department Description: The City Attorney is appointed by the City Council and serves as the legal advisor to the Council and officers of the City in matters of City business. In addition, the City Attorney represents the City in court on matters requiring representation by counsel except on matters pertaining to insurance claims. The Judge is also appointed by the City Council. The Judge adjudicates cases brought before him in Municipal Court, approves warrants issued by the Municipal Court Clerk, and makes recommendations to the City Council on pardons requested by citizens.

2016 Accomplishments: • Successfully negotiated the 2015-16 labor agreements with the City’s two unions

2017 Objectives: • Successfully negotiate the 2016-17 labor agreements with the City’s two unions

Budget Highlights: The major budgeted expenditures for the Legal department are personnel costs for the municipal judge and City attorney and consulting fees for legal assistance in arbitration or litigation.

<b>FUND 101 GENERAL DEPT 150 LEGAL</b>				
<b>2014-15 ACTUAL</b>	<b>2015-16 BUDGET</b>	<b>2015-16 ESTIMATE</b>	<b>2016-17 CITY MGR RECOMMENDS</b>	<b>2016-17 APPROVED BUDGET</b>
<b>\$163,349</b>	<b>\$178,006</b>	<b>\$170,175</b>	<b>\$184,596</b>	<b>\$184,596</b>

**CITY OF BARTLESVILLE**  
**2016-17 Operating Budget**  
**General Fund – Legal – Line Item Detail**

<b>PERSONNEL SERVICES</b>	<b>2014-15 ACTUAL</b>	<b>2015-16 BUDGET</b>	<b>2015-16 ESTIMATE</b>	<b>2016-17 REQUEST</b>	<b>CITY MGR REC</b>	<b>2016-17 APPROVED</b>
51110 REGULAR SALARIES	\$ 113,803	119,000	\$ 112,691	126,000	\$ 126,000	\$ 126,000
51130 FICA	8,047	10,000	7,961	10,000	10,000	10,000
51140 GROUP INSURANCE	17,905	18,806	18,806	18,396	18,396	18,396
<b>TOTAL PERSONAL SERVICES</b>	<b>\$ 139,755</b>	<b>\$ 147,806</b>	<b>\$ 139,458</b>	<b>\$ 154,396</b>	<b>\$ 154,396</b>	<b>\$ 154,396</b>
<b>CONTRACTUAL SERVICES</b>						
52110 EMPLOYMENT SERVICES	\$ 1,105	\$ 2,800	\$ 143	\$ 2,800	\$ 2,800	\$ 2,800
52410 PROFESSIONAL SERVICES	15,189	20,000	24,124	20,000	20,000	20,000
52510 OTHER SERVICES	7,200	7,200	6,300	7,200	7,200	7,200
52810 INSURANCE & BONDS	100	200	150	200	200	200
<b>TOTAL CONTRACTUAL SERVICES</b>	<b>\$ 23,594</b>	<b>\$ 30,200</b>	<b>\$ 30,717</b>	<b>\$ 30,200</b>	<b>\$ 30,200</b>	<b>\$ 30,200</b>
<b>TOTAL BUDGET</b>	<b>\$ 163,349</b>	<b>\$ 178,006</b>	<b>\$ 170,175</b>	<b>\$ 184,596</b>	<b>\$ 184,596</b>	<b>\$ 184,596</b>

**CITY OF BARTLESVILLE**  
 2016-17 Operating Budget  
 General Fund – Legal – Personnel and Capital Detail

**FUND 101 GENERAL  
 DEPT 150 LEGAL**

**PERSONNEL SCHEDULE**

<b>CLASSIFICATION</b>	<b>2014-15 ACTUAL NUMBER OF EMPLOYEES</b>	<b>2015-16 BUDGTED NUMBER OF EMPLOYEES</b>	<b>2015-16 ACTUAL NUMBER OF EMPLOYEES</b>	<b>2016-17 BUDGTED NUMBER OF EMPLOYEES</b>
City Attorney	1	1	1	1
City Judge	1	1	1	1
Bailiff	0.23	0.23	0.23	0.23
<b>TOTAL</b>	<b>2.23</b>	<b>2.23</b>	<b>2.23</b>	<b>2.23</b>

# ***CITY OF BARTLESVILLE***

## **2016-17 Operating Budget**

### **General Fund – Building and Neighborhood Services – Summary**

Department Mission: To ensure all codes and ordinances related to land use, property development, construction, and occupation are adhered to through regular inspections and reviews.

---

Department Description: Building Development is responsible for the review of all building and site plans and the inspection of all building and construction projects to assure compliance with all building and safety codes. This department is also responsible for issuance of new occupational (business) licenses and registration of contractor licenses.

Neighborhood Services is responsible for the inspection of private property and nuisances (tall grass, weeds, trash, inoperable vehicles, etc.) as well as property maintenance, and the use of property to assure compliance with city codes. The department is also responsible for the registration of rental properties within the city limits.

---

2016 Accomplishments:

- Transitioned to the enforcement of the 2015 International Codes and the 2014 National Electric Code as required by the State of Oklahoma
- Processed 2098 code complaints, averaging 8.5 complaints per work day
- Ordered the removal of 51 dilapidated structures, but due to limited funding, was only able to remove 26 of the 51 structures
- Issued 1,383 building related permits, resulting in over \$50,255,000 million in commercial construction and over \$13,798,000 million in residential construction (average new single family residential construction value of \$226,197)



**CITY OF BARTLESVILLE**

2016-17 Operating Budget

General Fund – Building and Neighborhood Services – Summary  
(continued)

2017 Objectives:

- Provide a timely, well understood, streamlined and consistent development review process that seamlessly integrates all required steps and approval processes
- Respond to nuisance complaints and resolving violations as quickly as possible with special concern for reducing the impact of vacant, abandoned and foreclosed properties on the community
- Continue to assure construction of safe buildings through effective and timely enforcement of the building codes, while maintaining our field inspection service guarantee of same day service if called in before 4:00 p.m.
- Promote and educate the construction community on energy and green building construction techniques through voluntary efforts working toward the Federal and State mandatory compliance date of January 1, 2018

Budget Highlights:

The major budgeted expenditures are personnel costs and the removal of dilapidated structures.

**FUND 101 GENERAL  
DEPT 155 BUILDING & NEIGHBORHOOD SERVICES**

<b>2014-15 ACTUAL</b>	<b>2015-16 BUDGET</b>	<b>2015-16 ESTIMATE</b>	<b>2016-17 CITY MGR RECOMMENDS</b>	<b>2016-17 APPROVED BUDGET</b>
\$504,155	\$518,819	\$518,743	\$653,182	\$653,182

# CITY OF BARTLESVILLE

## 2016-17 Operating Budget

### General Fund – Building and Neighborhood Services – Line Item Detail

<b>PERSONNEL SERVICES</b>	<b>2014-15 ACTUAL</b>	<b>2015-16 BUDGET</b>	<b>2015-16 ESTIMATE</b>	<b>2016-17 REQUEST</b>	<b>CITY MGR REC</b>	<b>2016-17 APPROVED</b>
51110 REGULAR SALARIES	\$ 273,074	\$ 275,000	\$ 275,446	\$ 342,000	\$ 342,000	\$ 342,000
51120 OVERTIME	39	-	-	-	-	-
51130 FICA	19,966	22,000	20,204	27,000	27,000	27,000
51140 GROUP INSURANCE	62,618	56,419	56,419	73,582	73,582	73,582
51150 DB RETIREMENT	46,532	47,000	46,310	49,000	49,000	49,000
51155 DC RETIREMENT	2,750	4,000	2,957	8,000	8,000	8,000
51180 UNEMPLOYMENT COMP	3,921	-	-	-	-	-
<b>TOTAL PERSONAL SERVICES</b>	<b>\$ 408,900</b>	<b>\$ 404,419</b>	<b>\$ 401,336</b>	<b>\$ 499,582</b>	<b>\$ 499,582</b>	<b>\$ 499,582</b>
<b>CONTRACTUAL SERVICES</b>						
52110 EMPLOYMENT SERVICES	\$ 3,821	\$ 8,900	\$ 4,567	\$ 8,900	\$ 8,900	\$ 8,900
52310 UTILITIES & COMMUNICATIONS	2,336	3,300	2,300	3,300	3,300	3,300
52410 PROFESSIONAL SERVICES	11,178	10,000	5,000	-	-	-
52510 OTHER SERVICES	69,701	80,000	94,000	125,000	130,000	130,000
52610 MAINT. & REPAIR SERVICE	-	500	-	500	500	500
<b>TOTAL CONTRACTUAL SERVICES</b>	<b>\$ 87,036</b>	<b>\$ 102,700</b>	<b>\$ 105,867</b>	<b>\$ 137,700</b>	<b>\$ 142,700</b>	<b>\$ 142,700</b>
<b>MATERIALS &amp; SUPPLIES</b>						
53110 OFFICE EQUIP. & SUPPLIES	\$ 615	\$ 1,200	\$ 386	\$ 2,400	\$ 900	\$ 900
53310 GENERAL SUPPLIES	3,471	2,500	5,800	2,000	2,000	2,000
53410 TOOLS & EQUIPMENT	38	2,500	-	2,500	2,500	2,500
53510 FUEL	3,831	5,000	5,186	5,000	5,000	5,000
53610 MAINT. & REPAIR MATERIALS	264	500	168	500	500	500
<b>TOTAL MATERIALS &amp; SUPPLIES</b>	<b>\$ 8,219</b>	<b>\$ 11,700</b>	<b>\$ 11,540</b>	<b>\$ 12,400</b>	<b>\$ 10,900</b>	<b>\$ 10,900</b>
<b>TOTAL BUDGET</b>	<b>\$ 504,155</b>	<b>\$ 518,819</b>	<b>\$ 518,743</b>	<b>\$ 649,682</b>	<b>\$ 653,182</b>	<b>\$ 653,182</b>

**CITY OF BARTLESVILLE**

2016-17 Operating Budget

General Fund – Building and Neighborhood Services – Personnel and Capital Detail

FUND 101 GENERAL  
DEPT 155 BUILDING & NEIGHBORHOOD SERVICES

**PERSONNEL SCHEDULE**

<b>CLASSIFICATION</b>	<b>2014-15 ACTUAL NUMBER OF EMPLOYEES</b>	<b>2015-16 BUDGTED NUMBER OF EMPLOYEES</b>	<b>2015-16 ACTUAL NUMBER OF EMPLOYEES</b>	<b>2016-17 BUDGTED NUMBER OF EMPLOYEES</b>
Chief Building Official	1	1	1	1
Building Inspector	2	2	2	2
Neighborhood Service Supervisor	1	1	1	1
Neighborhood Svc Officer	2	2	2	3
Abatement-Compliance Officer	1	0	0	1
<b>TOTAL</b>	<b>7</b>	<b>6</b>	<b>6</b>	<b>8</b>

***CITY OF BARTLESVILLE***  
 2016-17 Operating Budget  
 General Fund – Building Maintenance – Summary

Department Mission: To maintain all City structures in satisfactory operating condition through regular maintenance and repair.

---

Department Description: The Building Maintenance Department is responsible for the routine maintenance of City buildings, HVAC systems, and storm sirens.

---

- 2016 Accomplishments:
- Implemented preventive maintenance program
  - Installed new surge tank at Sooner pool
  - Added automatic gate operator at operations
  - Remodeled 3<sup>rd</sup> floor of City Hall
  - Relocated Storm Siren
  - Upgraded wiring at City gas pumps
  - Installed generator at Fire #4
  - Completed move to new operations facility
  - Provided maintenance to all City owned facilities
- 

- 2017 Objectives:
- Remodel Fire stations #3 and #4
  - Improve plumbing fixture in City park restrooms
  - Prepare pools and splash pad for 2016 season, including a new climbing wall at Sooner
  - Upgrade City Hall elevator
  - Continue to provide preventive maintenance and quality regular maintenance services
- 

Budget Highlights: The major budgeted expenditures for the Building Maintenance department are personnel costs and replacement of vehicles and tools.

FUND 101 GENERAL DEPT 160 BUILDING MAINTENANCE				
2014-15 ACTUAL	2015-16 BUDGET	2015-16 ESTIMATE	2016-17 CITY MGR RECOMMENDS	2016-17 APPROVED BUDGET
\$499,507	\$532,669	\$532,669	\$527,823	\$527,823

---

**CITY OF BARTLESVILLE**  
**2016-17 Operating Budget**  
**General Fund – Building Maintenance – Line Item Detail**

<b>PERSONNEL SERVICES</b>	<b>2014-15 ACTUAL</b>	<b>2015-16 BUDGET</b>	<b>2015-16 ESTIMATE</b>	<b>2016-17 REQUEST</b>	<b>CITY MGR REC</b>	<b>2016-17 APPROVED</b>
51110 REGULAR SALARIES	\$ 278,127	\$ 293,000	\$ 309,497	\$ 294,000	\$ 294,000	\$ 294,000
51130 FICA	20,717	23,000	18,068	23,000	23,000	23,000
51140 GROUP INSURANCE	53,683	56,419	56,419	55,187	55,187	55,187
51150 DB RETIREMENT	54,218	65,000	53,435	58,000	58,000	58,000
51155 DC RETIREMENT	-	-	-	3,000	3,000	3,000
51170 WORKER'S COMPENSATION	2,628	1,479	1,479	865	865	865
<b>TOTAL PERSONAL SERVICES</b>	<b>\$ 409,373</b>	<b>\$ 438,898</b>	<b>\$ 438,898</b>	<b>\$ 434,052</b>	<b>\$ 434,052</b>	<b>\$ 434,052</b>
<b>CONTRACTUAL SERVICES</b>						
52110 EMPLOYMENT SERVICES	\$ 76	\$ 880	\$ 880	\$ 880	\$ 880	\$ 880
52310 UTILITIES & COMMUNICATIONS	6,327	16,000	16,000	16,000	16,000	16,000
52510 OTHER SERVICES	57,369	58,281	58,281	58,281	58,281	58,281
52610 MAINT. & REPAIR SERVICE	1,843	1,000	1,000	1,000	1,000	1,000
<b>TOTAL CONTRACTUAL SERVICES</b>	<b>\$ 65,615</b>	<b>\$ 76,161</b>	<b>\$ 76,161</b>	<b>\$ 76,161</b>	<b>\$ 76,161</b>	<b>\$ 76,161</b>
<b>MATERIALS &amp; SUPPLIES</b>						
53110 OFFICE EQUIP. & SUPPLIES	\$ 28	\$ 300	\$ 300	\$ 300	\$ 300	\$ 300
53210 JANITORIAL SUPPLIES	11	200	200	200	200	200
53310 GENERAL SUPPLIES	7,005	2,660	2,660	2,660	2,660	2,660
53410 TOOLS & EQUIPMENT	6,210	2,000	2,000	2,000	2,000	2,000
53510 FUEL	4,934	5,200	5,200	5,200	5,200	5,200
53610 MAINT. & REPAIR MATERIALS	6,331	7,250	7,250	7,250	7,250	7,250
<b>TOTAL MATERIALS &amp; SUPPLIES</b>	<b>\$ 24,519</b>	<b>\$ 17,610</b>	<b>\$ 17,610</b>	<b>\$ 17,610</b>	<b>\$ 17,610</b>	<b>\$ 17,610</b>
<b>TOTAL BUDGET</b>						
	<b>\$ 499,507</b>	<b>\$ 532,669</b>	<b>\$ 532,669</b>	<b>\$ 527,823</b>	<b>\$ 527,823</b>	<b>\$ 527,823</b>

**CITY OF BARTLESVILLE**

2016-17 Operating Budget

General Fund – Building Maintenance – Personnel and Capital Detail

FUND 101 GENERAL  
DEPT 160 BUILDING MAINTENANCE

**PERSONNEL SCHEDULE**

<b>CLASSIFICATION</b>	<b>2014-15 ACTUAL NUMBER OF EMPLOYEES</b>	<b>2015-16 BUDGTED NUMBER OF EMPLOYEES</b>	<b>2015-16 ACTUAL NUMBER OF EMPLOYEES</b>	<b>2016-17 BUDGTED NUMBER OF EMPLOYEES</b>
Bldg Maintenance Supervisor	1	1	1	1
Senior Maint-Repair Tech	1	0	2	2
Janitor	0	0	0	0
Maint-Repair Tech	4	5	2	3
<b>TOTAL</b>	<b>6</b>	<b>6</b>	<b>5</b>	<b>6</b>

**CITY OF BARTLESVILLE**  
 2016-17 Operating Budget  
 General Fund – General Services – Summary

Department Mission: To provide the services and capital necessary for the operation and upkeep of the City’s services at the lowest possible cost.

---

Department Description: The General Services Department reflects expenditures for the maintenance and upkeep of the City Center and expenditures which are non-departmental in nature.

---

2016 Accomplishments: N/A

---

2017 Objectives: N/A

---

Budget Highlights: The major budgeted expenditures for the General Services department are property and liability insurance, utilities for the City Center and the city welcome signs, copiers in the City Center, and payment of the Hotel Tax income to the Bartlesville Community Center.

<b>FUND 101 GENERAL DEPT 170 GENERAL SERVICES</b>				
<b>2014-15 ACTUAL</b>	<b>2015-16 BUDGET</b>	<b>2015-16 ESTIMATE</b>	<b>2016-17 CITY MGR RECOMMENDS</b>	<b>2016-17 APPROVED BUDGET</b>
<b>\$ 720,270</b>	<b>\$695,796</b>	<b>\$641,351</b>	<b>\$653,461</b>	<b>\$653,461</b>

**CITY OF BARTLESVILLE**  
**2016-17 Operating Budget**  
**General Fund – General Services – Line Item Detail**

<b>CONTRACTUAL SERVICES</b>	<b>2014-15 ACTUAL</b>	<b>2015-16 BUDGET</b>	<b>2015-16 ESTIMATE</b>	<b>2016-17 REQUEST</b>	<b>CITY MGR REC</b>	<b>2016-17 APPROVED</b>
52110 EMPLOYMENT SERVICES	\$ 8	\$ -	\$ -	\$ -	\$ -	\$ -
52310 UTILITIES & COMMUNICATIONS	90,296	94,700	90,599	93,700	93,700	93,700
52410 PROFESSIONAL SERVICES	-	-	-	-	-	-
52510 OTHER SERVICES	234,293	177,446	170,000	179,971	179,971	179,971
52610 MAINT. & REPAIR SERVICE	30,567	27,750	16,902	26,210	26,210	26,210
52810 INSURANCE & BONDS	329,983	361,900	335,000	315,880	315,880	315,880
<b>TOTAL CONTRACTUAL SERVICES</b>	<b>\$ 685,147</b>	<b>\$ 661,796</b>	<b>\$ 612,501</b>	<b>\$ 615,761</b>	<b>\$ 615,761</b>	<b>\$ 615,761</b>
<b>MATERIALS &amp; SUPPLIES</b>						
53110 OFFICE EQUIP. & SUPPLIES	\$ 8,364	\$ 7,000	\$ 3,750	\$ 7,000	\$ 7,000	\$ 7,000
53210 JANITORIAL SUPPLIES	3,666	5,000	3,500	5,000	5,000	5,000
53310 GENERAL SUPPLIES	9,735	4,000	3,500	5,000	5,000	5,000
53410 TOOLS & EQUIPMENT	-	-	-	700	700	700
53510 FUEL	1,015	3,000	1,000	2,000	2,000	2,000
53610 MAINT. & REPAIR MATERIALS	12,343	15,000	17,100	18,000	18,000	18,000
<b>TOTAL MATERIALS &amp; SUPPLIES</b>	<b>\$ 35,123</b>	<b>\$ 34,000</b>	<b>\$ 28,850</b>	<b>\$ 37,700</b>	<b>\$ 37,700</b>	<b>\$ 37,700</b>
<b>TOTAL BUDGET</b>	<b>\$ 720,270</b>	<b>\$ 695,796</b>	<b>\$ 641,351</b>	<b>\$ 653,461</b>	<b>\$ 653,461</b>	<b>\$ 653,461</b>



**CITY OF BARTLESVILLE**  
2016-17 Operating Budget  
General Fund – Cemetery – Summary

Department Mission: To commemorate lives lived in surroundings of beauty and tranquility that provide comfort and inspiration to the bereaved and the public, and to provide cemetery services to all faiths at a reasonable charge.

---

Department Description: Under the supervision of the Cemetery Director, the City operates White Rose Cemetery. The cemetery has an advisory board whose mission is to preserve and enhance the cemetery by maintaining park-like surroundings which offer peace and comfort to all visiting the cemetery.

---

2016 Accomplishments:

- Cemetery sponsored programs continue to grow in popularity each year. Mausoleum Stories had 170 in attendance at this year's event. An increase of 89% over last fiscal year. Memorial Day Service attendance increased by 25% this year
- The ongoing project of repairing headstones continued this year. 15 stones were repaired by the Cemetery Coordinator with another 8-10 large stones were by the Monument Company
- Work has begun on the new Rose Garden. With coordinated efforts with an Eagle Scout Project, plantings and benches will be in place before the end of the fiscal year

---

**CITY OF BARTLESVILLE**  
 2016-17 Operating Budget  
 General Fund – Cemetery – Summary  
 (continued)

- 2017 Objectives:
- Continue building on Cemetery-sponsored programs. Increase attendance by another 20%
  - Continue the ongoing project of repairing and resetting headstones. Complete repairs and leveling in Blocks 1 and 2
  - Complete final tasks to the Rose Garden
  - Work with Cemetery Board and Master Gardeners for landscape design for Bell Tower and Cemetery Entrance

Budget Highlights: The major budgeted expenditures for the Cemetery are personnel costs and a replacement mower.

<b>FUND 101 GENERAL DEPT 174 CEMETERY</b>				
<b>2014-15 ACTUAL</b>	<b>2015-16 BUDGET</b>	<b>2015-16 ESTIMATE</b>	<b>2016-17 CITY MGR RECOMMENDS</b>	<b>2016-17 APPROVED BUDGET</b>
<b>\$61,421</b>	<b>\$69,068</b>	<b>\$65,013</b>	<b>\$75,008</b>	<b>\$75,008</b>

**CITY OF BARTLESVILLE**  
**2016-17 Operating Budget**  
**General Fund – Cemetery – Line Item Detail**

<b>PERSONNEL SERVICES</b>	<b>2014-15 ACTUAL</b>	<b>2015-16 BUDGET</b>	<b>2015-16 ESTIMATE</b>	<b>2016-17 REQUEST</b>	<b>CITY MGR REC</b>	<b>2016-17 APPROVED</b>
51110 REGULAR SALARIES	\$ 36,240	\$ 37,000	\$ 31,580	\$ 39,000	\$ 39,000	\$ 39,000
51130 FICA	2,753	3,000	2,450	3,000	3,000	3,000
51140 GROUP INSURANCE	8,953	9,403	9,403	9,198	9,198	9,198
51155 DC RETIREMENT	1,087	2,000	950	2,000	2,000	2,000
<b>TOTAL PERSONAL SERVICES</b>	<b>\$ 49,033</b>	<b>\$ 51,403</b>	<b>\$ 44,383</b>	<b>\$ 53,198</b>	<b>\$ 53,198</b>	<b>\$ 53,198</b>
<b>CONTRACTUAL SERVICES</b>						
52110 EMPLOYMENT SERVICES	\$ 88	\$ 100	\$ -	\$ 100	\$ 100	\$ 100
52310 UTILITIES & COMMUNICATIONS	4,319	5,000	4,800	5,000	5,000	5,000
52510 OTHER SERVICES	828	800	5,000	2,900	2,900	2,900
52610 MAINT. & REPAIR SERVICE	2,917	3,175	3,230	2,860	2,860	2,860
<b>TOTAL CONTRACTUAL SERVICES</b>	<b>\$ 8,152</b>	<b>\$ 9,075</b>	<b>\$ 13,030</b>	<b>\$ 10,860</b>	<b>\$ 10,860</b>	<b>\$ 10,860</b>
<b>MATERIALS &amp; SUPPLIES</b>						
53110 OFFICE EQUIP. & SUPPLIES	\$ 1,181	\$ 1,500	\$ 1,500	\$ 1,800	\$ 1,800	\$ 1,800
53210 JANITORIAL SUPPLIES	367	300	400	300	300	300
53310 GENERAL SUPPLIES	483	1,665	700	3,750	3,750	3,750
53410 TOOLS & EQUIPMENT	-	125	-	100	100	100
53610 MAINT. & REPAIR MATERIALS	2,205	5,000	5,000	5,000	5,000	5,000
<b>TOTAL MATERIALS &amp; SUPPLIES</b>	<b>\$ 4,236</b>	<b>\$ 8,590</b>	<b>\$ 7,600</b>	<b>\$ 10,950</b>	<b>\$ 10,950</b>	<b>\$ 10,950</b>
<b>TOTAL BUDGET</b>	<b>\$ 61,421</b>	<b>\$ 69,068</b>	<b>\$ 65,013</b>	<b>\$ 75,008</b>	<b>\$ 75,008</b>	<b>\$ 75,008</b>

**CITY OF BARTLESVILLE**  
 2016-17 Operating Budget  
 General Fund – Cemetery – Personnel and Capital Detail

**FUND 101 GENERAL  
 DEPT 174 CEMETERY**

**PERSONNEL SCHEDULE**

<u>CLASSIFICATION</u>	<u>2014-15 ACTUAL NUMBER OF EMPLOYEES</u>	<u>2015-16 BUDGTED NUMBER OF EMPLOYEES</u>	<u>2015-16 ACTUAL NUMBER OF EMPLOYEES</u>	<u>2016-17 BUDGTED NUMBER OF EMPLOYEES</u>
Cemetery Relations	1	1	1	1
<b>TOTAL</b>	<u>1</u>	<u>1</u>	<u>1</u>	<u>1</u>

***CITY OF BARTLESVILLE***  
2016-17 Operating Budget  
General Fund – Community Development – Summary

Department Mission: To manage the physical development of the City according to applicable strategic plans, codes, ordinances, and laws.

---

Department Description: The Community Development Department is responsible for the preparation and review of short and long-range plans pertaining to the physical development of the City and the three mile area adjacent to the City limits and which lies within Washington County. This department is also responsible for CDBG grant administration, floodplain management and hazard mitigation planning, airport planning, and the administration and enforcement of institutional controls for soil excavation activities within the National Zinc Overlay District.

---

2016 Accomplishments:

- Managed the process through completion for the creation of the Silver Lake Village Tax Increment Finance District
- Reviewed and issued 114 zoning permit applications (compared with 107 last year) which are required to clear the way for building construction permits
- Administered annual CDBG funding by closing the 2013 CDBG project, contracting for construction of the 2014 CDBG project, and applying for 2015 CDBG grant funding
- Participated in the site inspection and presentation of information to the United Nations delegation for the nomination of the Price Tower to the UNESCO World Heritage List
- Wrote and submitted a grant to the Oklahoma Department of Transportation for the connection of Pathfinder Parkway from Johnstone Park into Downtown Bartlesville
- Coordinated with all departments the update of the City's website.
- Assisted and advised the BDA, BRTA, Affordable Housing Coalition, private developers, and businesses in the planning and design of proposed development plans and land use

---

**CITY OF BARTLESVILLE**  
 2016-17 Operating Budget  
 General Fund – Community Development – Summary  
 (continued)

- 2017 Objectives:
- Encourage and advocate during the development review process for the construction of well-designed buildings and sites that reflect community expectations, contribute to the quality of life, and help create livable neighborhoods
  - Continue to seek and develop partnerships with the private sector to meet community demands, improve the quality of life, create jobs, build wealth, and strengthen the urban environment
  - Evaluate opportunities to promote environmental responsibility and community sustainability through land use policies and regulations

Budget Highlights: The major budgeted expenditures for the Community Development department are personnel costs and the City's portion of the CityRide payment.

FUND 101 GENERAL DEPT 180 COMMUNITY DEVELOPMENT				
2014-15 ACTUAL	2015-16 BUDGET	2015-16 ESTIMATE	2016-17 CITY MGR RECOMMENDS	2016-17 APPROVED BUDGET
\$346,928	\$357,151	\$357,120	\$371,234	\$371,234

**CITY OF BARTLESVILLE**  
**2016-17 Operating Budget**  
**General Fund – Community Development – Line Item Detail**

<b>PERSONNEL SERVICES</b>	<b>2014-15 ACTUAL</b>	<b>2015-16 BUDGET</b>	<b>2015-16 ESTIMATE</b>	<b>2016-17 REQUEST</b>	<b>CITY MGR REC</b>	<b>2016-17 APPROVED</b>
51110 REGULAR SALARIES	\$ 201,593	\$ 201,000	\$ 200,273	\$ 210,000	\$ 210,000	\$ 210,000
51130 FICA	15,145	16,000	15,034	17,000	17,000	17,000
51140 GROUP INSURANCE	26,858	28,210	28,210	27,593	27,593	27,593
51150 DB RETIREMENT	44,427	45,000	44,060	47,000	47,000	47,000
<b>TOTAL PERSONAL SERVICES</b>	<b>\$ 288,023</b>	<b>\$ 290,210</b>	<b>\$ 287,577</b>	<b>\$ 301,593</b>	<b>\$ 301,593</b>	<b>\$ 301,593</b>
<b>CONTRACTUAL SERVICES</b>						
52110 EMPLOYMENT SERVICES	\$ 1,246	\$ 2,600	\$ 1,400	\$ 2,600	\$ 2,600	\$ 2,600
52310 UTILITIES & COMMUNICATIONS	995	950	988	950	950	950
52510 OTHER SERVICES	49,914	58,691	63,255	62,191	62,191	62,191
52610 MAINT. & REPAIR SERVICE	-	200	-	200	200	200
<b>TOTAL CONTRACTUAL SERVICES</b>	<b>\$ 52,155</b>	<b>\$ 62,441</b>	<b>\$ 65,643</b>	<b>\$ 65,941</b>	<b>\$ 65,941</b>	<b>\$ 65,941</b>
<b>MATERIALS &amp; SUPPLIES</b>						
53110 OFFICE EQUIP. & SUPPLIES	\$ 2,746	\$ 3,500	\$ 2,200	\$ 4,200	\$ 3,000	\$ 3,000
53310 GENERAL SUPPLIES	3,959	500	1,700	200	200	200
53410 TOOLS & EQUIPMENT	-	400	-	400	400	400
53610 MAINT. & REPAIR MATERIALS	45	100	-	100	100	100
<b>TOTAL MATERIALS &amp; SUPPLIES</b>	<b>\$ 6,750</b>	<b>\$ 4,500</b>	<b>\$ 3,900</b>	<b>\$ 4,900</b>	<b>\$ 3,700</b>	<b>\$ 3,700</b>
<b>TOTAL BUDGET</b>	<b>\$ 346,928</b>	<b>\$ 357,151</b>	<b>\$ 357,120</b>	<b>\$ 372,434</b>	<b>\$ 371,234</b>	<b>\$ 371,234</b>

**CITY OF BARTLESVILLE**

2016-17 Operating Budget

General Fund – Community Development – Personnel and Capital Detail

FUND 101 GENERAL  
DEPT 180 COMMUNITY DEVELOPMENT

**PERSONNEL SCHEDULE**

<b>CLASSIFICATION</b>	<b>2014-15 ACTUAL NUMBER OF EMPLOYEES</b>	<b>2015-16 BUDGTED NUMBER OF EMPLOYEES</b>	<b>2015-16 ACTUAL NUMBER OF EMPLOYEES</b>	<b>2016-17 BUDGTED NUMBER OF EMPLOYEES</b>
Community Dev Director	1	1	1	1
Administrative Assistant	1	1	1	1
Planning and Zoning Administrator	1	1	1	1
<b>TOTAL</b>	<b>3</b>	<b>3</b>	<b>3</b>	<b>3</b>



**CITY OF BARTLESVILLE**  
 2016-17 Operating Budget  
 General Fund – Tech Services – Summary

Department Mission: To provide timely support for all of the City’s hardware and software systems. Advise and assist in the procurement of hardware and software. To maintain the security of City’s networking infrastructure and systems.

Department Description: The Technical Services department provides support and assistance in the operation and maintenance of the City’s computer and telephone systems. This department assists in problem solving for applications that are on the systems. Its responsibilities also include computer training and maintaining the wired and wireless network and security cams and systems.

- 2016 Accomplishments:
- Evaluated and started the conversion of Citrix Virtual Desktops to VMWare Virtual Desktops
  - Replace Library and City Hall firewalls and wireless network
  - Upgrade City Hall Network and Phone System
  - Implement digital sign system at City Hall

- 2017 Objectives:
- Assist in accounting and finance database upgrade
  - Assist and installation of networks, phones and security at new PD and Central Fire Stations
  - Move and or Upgrade all End Of Life Servers, Desktops and Apps to new supported servers and desktop

Budget Highlights: The major budgeted expenditures for the Tech Services department are personnel costs, maintenance contracts for software systems, and replacement servers and network equipment. The Tech Support Specialist’s position is being phased out and has only been budgeted for one month in the next budget year.

**FUND 101 GENERAL  
 DEPT 185 TECH SERVICES**

2014-15 ACTUAL	2015-16 BUDGET	2015-16 ESTIMATE	2016-17 CITY MGR RECOMMENDS	2016-17 APPROVED BUDGET
\$59,501	\$78,353	\$71,138	\$122,603	\$122,603

**CITY OF BARTLESVILLE**  
**2016-17 Operating Budget**  
**General Fund – Tech Services – Line Item Detail**

<b>CONTRACTUAL SERVICES</b>	<b>2014-15 ACTUAL</b>	<b>2015-16 BUDGET</b>	<b>2015-16 ESTIMATE</b>	<b>2016-17 REQUEST</b>	<b>CITY MGR REC</b>	<b>2016-17 APPROVED</b>
52310 UTILITIES & COMMUNICATIONS	\$ 6,828	\$ 9,528	\$ 6,034	\$ 9,528	\$ 9,528	\$ 9,528
52410 PROFESSIONAL SERVICES	43,693	59,525	42,669	71,275	71,275	71,275
52510 OTHER SERVICES	1,231	8,800	2,565	8,800	8,800	8,800
52610 MAINT. & REPAIR SERVICE	-	-	-	32,500	32,500	32,500
<b>TOTAL CONTRACTUAL SERVICES</b>	<b>\$ 51,752</b>	<b>\$ 77,853</b>	<b>\$ 51,268</b>	<b>\$ 122,103</b>	<b>\$ 122,103</b>	<b>\$ 122,103</b>
<b>MATERIALS &amp; SUPPLIES</b>						
53110 OFFICE EQUIP. & SUPPLIES	\$ 4,120	\$ 500	\$ 12,380	\$ 500	\$ 500	\$ 500
53310 GENERAL SUPPLIES	3,629	-	3,657	-	-	-
53510 FUEL	-	-	83	-	-	-
53610 MAINT. & REPAIR MATERIALS	-	-	3,750	-	-	-
<b>TOTAL MATERIALS &amp; SUPPLIES</b>	<b>\$ 7,749</b>	<b>\$ 500</b>	<b>\$ 19,870</b>	<b>\$ 500</b>	<b>\$ 500</b>	<b>\$ 500</b>
<b>TOTAL BUDGET</b>	<b>\$ 59,501</b>	<b>\$ 78,353</b>	<b>\$ 71,138</b>	<b>\$ 122,603</b>	<b>\$ 122,603</b>	<b>\$ 122,603</b>

***CITY OF BARTLESVILLE***  
2016-17 Operating Budget  
General Fund – Engineering – Summary

Department Mission: To maintain infrastructure records of the City. To provide engineering support including planning, project design, management, land survey, construction inspection, and geographic information services to all departments. To assist with short and long term capital improvement planning and implementation.

---

Department Description: The Engineering department prepares plans for and performs construction inspection services for public improvements. It is also responsible for traffic engineering services, capital improvements, storm water management, including compliance with NPDES Phase II requirements, right of way and easement closings, and the preparation, update, and maintenance of all city-related maps and associated records, including the in-house geographic information system (GIS) and public access to the GIS system through the City's web.

---

2016 Accomplishments:

- Maintained GIS website information which averages approximately 14,000 hits per month
- Managed floodplain development and drainage complaints. Received 5 permit requests for development and investigated 15 drainage complaints
- Managed the right of way and easement closing program. Currently 4 requests have been received and brought before City Council for consideration

---

**CITY OF BARTLESVILLE**  
 2016-17 Operating Budget  
 General Fund – Engineering – Summary  
 (continued)

- 2017 Objectives:
- Continue to support other departments and infrastructure projects with engineering design, surveys, and project management
  - Have 80% of the current capital improvement and bond projects out for bids or under construction within the fiscal year they are approved

Budget Highlights: The major budgeted expenditures for the Engineering department are personnel costs and professional consulting services.

<b>FUND 101 GENERAL DEPT 190 ENGINEERING</b>				
<b>2014-15 ACTUAL</b>	<b>2015-16 BUDGET</b>	<b>2015-16 ESTIMATE</b>	<b>2016-17 CITY MGR RECOMMENDS</b>	<b>2016-17 APPROVED BUDGET</b>
<b>\$398,134</b>	<b>\$489,508</b>	<b>\$464,566</b>	<b>\$548,008</b>	<b>\$548,008</b>

**CITY OF BARTLESVILLE**  
**2016-17 Operating Budget**  
**General Fund – Engineering – Line Item Detail**

<b>PERSONNEL SERVICES</b>	<b>2014-15 ACTUAL</b>	<b>2015-16 BUDGET</b>	<b>2015-16 ESTIMATE</b>	<b>2016-17 REQUEST</b>	<b>CITY MGR REC</b>	<b>2016-17 APPROVED</b>
51110 REGULAR SALARIES	\$ 280,176	\$ 326,900	\$ 309,496	\$ 477,000	\$ 376,180	\$ 376,180
51130 FICA	20,112	25,200	22,414	37,000	29,242	29,242
51140 GROUP INSURANCE	51,345	52,658	52,658	73,582	53,683	53,683
51150 DB RETIREMENT	46,619	42,000	42,607	50,000	35,000	35,000
51155 DC RETIREMENT	2,339	7,000	3,465	14,000	12,421	12,421
51170 WORKER'S COMPENSATION	-	-	-	462	462	462
<b>TOTAL PERSONAL SERVICES</b>	<b>\$ 400,591</b>	<b>\$ 453,758</b>	<b>\$ 430,640</b>	<b>\$ 652,044</b>	<b>\$ 506,988</b>	<b>\$ 506,988</b>
<b>CONTRACTUAL SERVICES</b>						
52110 EMPLOYMENT SERVICES	\$ 7,112	\$ 3,750	\$ 10,000	\$ 6,370	\$ 6,370	\$ 6,370
52310 UTILITIES & COMMUNICATIONS	2,608	4,000	2,534	4,000	4,000	4,000
52410 PROFESSIONAL SERVICES	6,110	9,500	8,720	9,750	9,750	9,750
52510 OTHER SERVICES	3,871	3,000	5,994	3,000	3,000	3,000
52610 MAINT. & REPAIR SERVICE	240	750	-	750	750	750
52710 OPERATIONAL SERVICES	748	5,500	-	5,500	5,500	5,500
<b>TOTAL CONTRACTUAL SERVICES</b>	<b>\$ 20,689</b>	<b>\$ 26,500</b>	<b>\$ 27,248</b>	<b>\$ 29,370</b>	<b>\$ 29,370</b>	<b>\$ 29,370</b>
<b>MATERIALS &amp; SUPPLIES</b>						
53110 OFFICE EQUIP. & SUPPLIES	\$ -	\$ 1,000	\$ 1,498	\$ 1,000	\$ 1,000	\$ 1,000
53310 GENERAL SUPPLIES	(29,049)	1,000	105	3,400	3,400	3,400
53510 FUEL	5,268	5,500	3,951	5,500	5,500	5,500
53610 MAINT. & REPAIR MATERIALS	635	1,750	1,124	1,750	1,750	1,750
<b>TOTAL MATERIALS &amp; SUPPLIES</b>	<b>\$ (23,146)</b>	<b>\$ 9,250</b>	<b>\$ 6,678</b>	<b>\$ 11,650</b>	<b>\$ 11,650</b>	<b>\$ 11,650</b>
<b>TOTAL BUDGET</b>						
	<b>\$ 398,134</b>	<b>\$ 489,508</b>	<b>\$ 464,566</b>	<b>\$ 693,064</b>	<b>\$ 548,008</b>	<b>\$ 548,008</b>

**CITY OF BARTLESVILLE**  
 2016-17 Operating Budget  
 General Fund – Engineering – Personnel and Capital Detail

**FUND 101 GENERAL  
 DEPT 190 ENGINEERING**

**PERSONNEL SCHEDULE**

<b>CLASSIFICATION</b>	<b>2014-15 ACTUAL NUMBER OF EMPLOYEES</b>	<b>2015-16 BUDGTED NUMBER OF EMPLOYEES</b>	<b>2015-16 ACTUAL NUMBER OF EMPLOYEES</b>	<b>2016-17 BUDGTED NUMBER OF EMPLOYEES</b>
Engineering Director	0	0	1	1
Engineering Supervisor	1	1	0	0
Civil Engineer	1	1	0	1
Graduate Engineer	0	0	0	0
Construction Inspector	2	2	2	2
Drafting Tech	1	1	0	0
GIS Technician	0	0	1	1
Network Admin	2	2	3	3
Administrative Assistant	1	1	1	1
<b>TOTAL</b>	<b>8</b>	<b>8</b>	<b>8</b>	<b>9</b>

**CITY OF BARTLESVILLE**  
 2016-17 Operating Budget  
 General Fund – Fleet Maintenance – Summary

Department Mission: To maintain all City vehicles to help extend their lives and reduce down time. To execute prompt repairs and maintenance on all City vehicles in a most cost effective manner.

Department Description: The Municipal Garage is the service facility of the City which is responsible for the repair and maintenance of City vehicles and all mechanical equipment. It provides regular preventive maintenance service, stocks and delivers fuel and lubrication products, keeps records on all vehicles and equipment and maintains parts inventories. This Department provides support for other operating departments of the City.

- 2016 Accomplishments:
- Implemented new fuel management system and preventive maintenance scheduling
  - Equipped eight new Police Patrol units
  - Implemented new dispensing and waste recovery systems

- 2017 Objectives:
- Investigate ideas to reduce parts overhead
  - Take measures to reduce repetitive repairs
  - Continue to improve on preventive maintenance scheduling
  - Review plans for emergency facility operations

Budget Highlights: The major budgeted expenditures for the Fleet Maintenance department are personnel costs and repair parts.

**FUND 101 GENERAL  
 DEPT 195 FLEET MAINTENANCE**

2014-15 ACTUAL	2015-16 BUDGET	2015-16 ESTIMATE	2016-17 CITY MGR RECOMMENDS	2016-17 APPROVED BUDGET
\$375,141	\$359,252	\$359,352	\$385,496	\$385,496

**CITY OF BARTLESVILLE**  
**2016-17 Operating Budget**  
**General Fund – Fleet Maintenance – Line Item Detail**

<b>PERSONNEL SERVICES</b>	<b>2014-15 ACTUAL</b>	<b>2015-16 BUDGET</b>	<b>2015-16 ESTIMATE</b>	<b>2016-17 REQUEST</b>	<b>CITY MGR REC</b>	<b>2016-17 APPROVED</b>
51110 REGULAR SALARIES	\$ 209,293	\$ 205,400	\$ 208,173	\$ 217,000	\$ 217,000	\$ 217,000
51130 FICA	15,225	16,000	15,024	17,000	17,000	17,000
51140 GROUP INSURANCE	35,801	37,613	37,613	36,791	36,791	36,791
51150 DB RETIREMENT	15,343	15,000	14,058	15,000	15,000	15,000
51155 DC RETIREMENT	6,393	8,000	7,245	8,000	8,000	8,000
51170 WORKER'S COMPENSATION	44,604	17,268	17,268	31,734	31,734	31,734
<b>TOTAL PERSONAL SERVICES</b>	<b>\$ 326,659</b>	<b>\$ 299,281</b>	<b>\$ 299,381</b>	<b>\$ 325,525</b>	<b>\$ 325,525</b>	<b>\$ 325,525</b>
<b>CONTRACTUAL SERVICES</b>						
52110 EMPLOYMENT SERVICES	\$ 1,610	\$ 2,000	\$ 2,000	\$ 2,000	\$ 2,000	\$ 2,000
52310 UTILITIES & COMMUNICATIONS	9,501	13,000	8,772	13,000	13,000	13,000
52510 OTHER SERVICES	2,127	4,372	4,372	4,372	4,372	4,372
52610 MAINT. & REPAIR SERVICE	4,603	3,000	7,228	3,000	3,000	3,000
<b>TOTAL CONTRACTUAL SERVICES</b>	<b>\$ 17,841</b>	<b>\$ 22,372</b>	<b>\$ 22,372</b>	<b>\$ 22,372</b>	<b>\$ 22,372</b>	<b>\$ 22,372</b>
<b>MATERIALS &amp; SUPPLIES</b>						
53110 OFFICE EQUIP. & SUPPLIES	\$ 56	\$ 500	\$ 500	\$ 500	\$ 500	\$ 500
53210 JANITORIAL SUPPLIES	484	700	700	700	700	700
53310 GENERAL SUPPLIES	2,523	2,800	2,800	2,800	2,800	2,800
53410 TOOLS & EQUIPMENT	3,731	4,599	4,599	4,599	4,599	4,599
53510 FUEL	746	1,000	1,000	1,000	1,000	1,000
53610 MAINT. & REPAIR MATERIALS	23,101	28,000	28,000	28,000	28,000	28,000
<b>TOTAL MATERIALS &amp; SUPPLIES</b>	<b>\$ 30,641</b>	<b>\$ 37,599</b>	<b>\$ 37,599</b>	<b>\$ 37,599</b>	<b>\$ 37,599</b>	<b>\$ 37,599</b>
<b>TOTAL BUDGET</b>						
	<b>\$ 375,141</b>	<b>\$ 359,252</b>	<b>\$ 359,352</b>	<b>\$ 385,496</b>	<b>\$ 385,496</b>	<b>\$ 385,496</b>



**CITY OF BARTLESVILLE**  
 2016-17 Operating Budget  
 General Fund – Fleet Maintenance – Personnel and Capital Detail

**FUND 101 GENERAL  
 DEPT 195 FLEET MAINTENANCE**

**PERSONNEL SCHEDULE**

<u>CLASSIFICATION</u>	<u>2014-15 ACTUAL NUMBER OF EMPLOYEES</u>	<u>2015-16 BUDGTED NUMBER OF EMPLOYEES</u>	<u>2015-16 ACTUAL NUMBER OF EMPLOYEES</u>	<u>2016-17 BUDGTED NUMBER OF EMPLOYEES</u>
Municipal Garage Supervisor	1	1	1	1
Senior Vehicle Mechanic	3	3	3	3
<b>TOTAL</b>	<b>4</b>	<b>4</b>	<b>4</b>	<b>4</b>

# ***CITY OF BARTLESVILLE***

## **2016-17 Operating Budget General Fund – Fire – Summary**

Department Mission: To provide fire prevention, fire suppression, other fire related services, first responder emergency medical services, and hazardous materials incident control to the City and surrounding areas in a timely manner.

---

Department Description: The Fire Department is engaged in the prevention and suppression of fires for the City. It also provides emergency medical service for life threatening situations and responds to hazardous materials incidents. The Department conducts fire code inspections and investigates suspicious fires in cooperation with the Police Department. It serves the immediate surrounding rural area on a fee basis and assists other nearby fire departments on request for mutual aid.

---

2016 Accomplishments:

- Applied for an Assistant to Firefighters Grant for replacement of SCBA equipment
- Reinstated Rural Fire Billing
- Applied for P-66 Grant to finish the hearing protection for the rest of our fire apparatus
- Changed the process as to how and when we administer Promotional Test

---

2017 Objectives:

- Purchase new Tele-Squirt Pumper
- Restore manning levels back to pre-April 2010 levels
- Completion of the New Public Safety Complex
- Installation of a drafting tank for pump testing fire apparatus

---

**CITY OF BARTLESVILLE**

2016-17 Operating Budget  
General Fund – Fire – Summary

Budget Highlights: The major budgeted expenditures for the Fire department are personnel costs (which make up 93% of the Fire department’s non-capital budget), utilities, and fuel and repair services.

<b>FUND 101 GENERAL DEPT 250 FIRE</b>				
<b>2014-15 ACTUAL</b>	<b>2015-16 BUDGET</b>	<b>2015-16 ESTIMATE</b>	<b>2016-17 CITY MGR RECOMMENDS</b>	<b>2016-17 APPROVED BUDGET</b>
<b>\$5,102,646</b>	<b>\$5,200,913</b>	<b>\$5,175,234</b>	<b>\$5,482,535</b>	<b>\$5,482,535</b>

**CITY OF BARTLESVILLE**  
**2016-17 Operating Budget**  
**General Fund – Fire – Line Item Detail**

<b>PERSONNEL SERVICES</b>	<b>2014-15 ACTUAL</b>	<b>2015-16 BUDGET</b>	<b>2015-16 ESTIMATE</b>	<b>2016-17 REQUEST</b>	<b>CITY MGR REC</b>	<b>2016-17 APPROVED</b>
51110 REGULAR SALARIES	\$ 3,094,049	\$ 3,012,000	\$ 3,057,342	\$ 3,202,000	\$ 3,202,000	\$ 3,202,000
51120 OVERTIME	455,854	470,000	442,869	453,000	453,000	453,000
51130 FICA	46,343	55,000	47,268	60,000	60,000	60,000
51140 GROUP INSURANCE	691,356	784,260	784,260	819,179	819,179	819,179
51150 DB RETIREMENT	9,259	10,000	9,248	10,000	10,000	10,000
51160 PENSION	456,804	476,000	458,002	506,000	506,000	506,000
51170 WORKER'S COMPENSATION	68,399	67,975	67,975	78,792	78,792	78,792
<b>TOTAL PERSONNEL SERVICES</b>	<b>\$ 4,822,064</b>	<b>\$ 4,875,235</b>	<b>\$ 4,866,964</b>	<b>\$ 5,128,971</b>	<b>\$ 5,128,971</b>	<b>\$ 5,128,971</b>
<b>CONTRACTUAL SERVICES</b>						
52110 EMPLOYMENT SERVICES	\$ 71,990	\$ 85,082	\$ 97,664	\$ 85,192	\$ 85,192	\$ 85,192
52210 FINANCIAL SERVICES	15	-	120	-	-	-
52310 UTILITIES & COMMUNICATIONS	37,074	44,648	37,742	44,648	44,648	44,648
52410 PROFESSIONAL SERVICES	3,000	5,000	2,625	5,000	5,000	5,000
52510 OTHER SERVICES	6,443	6,118	6,560	6,118	6,118	6,118
52610 MAINT. & REPAIR SERVICE	15,490	20,000	23,457	26,781	26,781	26,781
<b>TOTAL CONTRACTUAL SERVICES</b>	<b>\$ 134,012</b>	<b>\$ 160,848</b>	<b>\$ 168,168</b>	<b>\$ 167,739</b>	<b>\$ 167,739</b>	<b>\$ 167,739</b>
<b>MATERIALS &amp; SUPPLIES</b>						
53110 OFFICE EQUIP. & SUPPLIES	\$ 3,212	\$ 3,000	\$ 6,143	\$ 11,560	\$ 3,300	\$ 3,300
53210 JANITORIAL SUPPLIES	13,363	14,062	12,410	15,000	15,000	15,000
53310 GENERAL SUPPLIES	66,440	63,268	58,317	83,025	83,025	83,025
53410 TOOLS & EQUIPMENT	314	4,500	241	4,500	4,500	4,500
53510 FUEL	26,141	35,000	21,181	35,000	35,000	35,000
53610 MAINT. & REPAIR MATERIALS	37,100	45,000	41,810	45,000	45,000	45,000
<b>TOTAL MATERIALS &amp; SUPPLIES</b>	<b>\$ 146,570</b>	<b>\$ 164,830</b>	<b>\$ 140,102</b>	<b>\$ 194,085</b>	<b>\$ 185,825</b>	<b>\$ 185,825</b>
<b>TOTAL BUDGET</b>						
	<b>\$ 5,102,646</b>	<b>\$ 5,200,913</b>	<b>\$ 5,175,234</b>	<b>\$ 5,490,795</b>	<b>\$ 5,482,535</b>	<b>\$ 5,482,535</b>

**CITY OF BARTLESVILLE**  
 2016-17 Operating Budget  
 General Fund – Fire – Personnel and Capital Detail

**FUND 101 GENERAL  
 DEPT 250 FIRE**

**PERSONNEL SCHEDULE**

<u>CLASSIFICATION</u>	<u>2014-15 ACTUAL NUMBER OF EMPLOYEES</u>	<u>2015-16 BUDGTED NUMBER OF EMPLOYEES</u>	<u>2015-16 ACTUAL NUMBER OF EMPLOYEES</u>	<u>2016-17 BUDGTED NUMBER OF EMPLOYEES</u>
Fire Chief	1	1	1	1
Assistant Chief	1	1	1	1
Training Officer	1	1	1	1
Shift Commander	3	3	3	3
Fire Captain	15	15	15	15
Fire Equipment Operator	15	15	15	15
Fire Fighter	33	30	30	33
Administrative Assistant	1	1	1	1
<b>TOTAL</b>	<b><u>70</u></b>	<b><u>67</u></b>	<b><u>67</u></b>	<b><u>70</u></b>

**CITY OF BARTLESVILLE**  
2016-17 Operating Budget  
General Fund – Police – Summary

Department Mission: To protect and serve the citizens of Bartlesville through crime prevention, investigation, law enforcement, and detention of prisoners.

---

Department Description: The Police department's primary functions are crime prevention and suppression, investigation of criminal activity, recovery of property and apprehension of offenders. Patrol activity is used for crime prevention and enforcement of traffic and other ordinances of the City. The Department operates a Criminal Investigation Division, Patrol Division, Service Division, Community Policing Division, parking enforcement, records and identification, animal control, and a detention facility.

---

2016 Accomplishments:

- Purchased 8 new replacement police vehicles and equipment through C.I.P.
- Purchased 30 new digital cameras for patrol division for assignment in the field through grant funds
- Purchased equipment known as Cel-Brite and necessary hardware and software to be utilized multi-jurisdictionally for forensic cellular telephone device examinations

---

**CITY OF BARTLESVILLE**  
 2016-17 Operating Budget  
 General Fund – Police – Summary  
 (continued)

- 2017 Objectives:
- Purchase new portable radios for all commissioned officers
  - Replace antiquated computers in criminal investigations division and elsewhere in the department as needed
  - Increase police contacts with citizens through increased staffing levels in patrol division

Budget Highlights: The major budgeted expenditures for the Police department are personnel costs (which make up 85% of the Police department’s non-capital budget), repair and maintenance services, fuel expense, and replacement vehicles.

<b>FUND 101 GENERAL DEPT 270 POLICE</b>				
<b>2014-15 ACTUAL</b>	<b>2015-16 BUDGET</b>	<b>2015-16 ESTIMATE</b>	<b>2016-17 CITY MGR RECOMMENDS</b>	<b>2016-17 APPROVED BUDGET</b>
<b>\$4,794,141</b>	<b>\$4,877,191</b>	<b>\$4,775,507</b>	<b>\$5,259,585</b>	<b>\$5,259,585</b>

**CITY OF BARTLESVILLE**  
**2016-17 Operating Budget**  
**General Fund – Police – Line Item Detail**

<b>PERSONNEL SERVICES</b>	<b>2014-15 ACTUAL</b>	<b>2015-16 BUDGET</b>	<b>2015-16 ESTIMATE</b>	<b>2016-17 REQUEST</b>	<b>CITY MGR REC</b>	<b>2016-17 APPROVED</b>
51110 REGULAR SALARIES	\$ 2,951,141	\$ 2,936,000	\$ 2,889,322	\$ 3,186,000	\$ 3,186,000	\$ 3,186,000
51120 OVERTIME	78,153	87,000	125,064	77,000	77,000	77,000
51130 FICA	220,688	230,000	218,246	250,000	250,000	250,000
51140 GROUP INSURANCE	590,700	592,402	592,402	625,449	625,449	625,449
51150 DB RETIREMENT	57,642	58,000	52,574	52,000	52,000	52,000
51155 DC RETIREMENT	5,699	5,000	4,436	6,000	6,000	6,000
51160 PENSION	325,689	345,000	322,205	378,000	378,000	378,000
51170 WORKER'S COMPENSATION	21,018	57,989	57,989	98,586	98,586	98,586
<b>TOTAL PERSONNEL SERVICES</b>	<b>\$ 4,250,730</b>	<b>\$ 4,311,391</b>	<b>\$ 4,262,238</b>	<b>\$ 4,673,035</b>	<b>\$ 4,673,035</b>	<b>\$ 4,673,035</b>
<b>CONTRACTUAL SERVICES</b>						
52110 EMPLOYMENT SERVICES	\$ 106,342	\$ 100,000	\$ 130,196	\$ 135,200	\$ 135,200	\$ 135,200
52210 FINANCIAL SERVICES	2,294	1,500	1,509	1,500	1,500	1,500
52310 UTILITIES & COMMUNICATIONS	52,931	57,400	53,037	57,250	57,250	57,250
52410 PROFESSIONAL SERVICES	-	-	140	2,000	2,000	2,000
52510 OTHER SERVICES	90,453	86,000	83,939	86,000	86,000	86,000
52610 MAINT. & REPAIR SERVICE	25,382	27,000	37,549	27,200	27,200	27,200
52810 INSURANCE & BONDS	405	1,500	1,805	1,500	1,500	1,500
<b>TOTAL CONTRACTUAL SERVICES</b>	<b>\$ 277,807</b>	<b>\$ 273,400</b>	<b>\$ 308,175</b>	<b>\$ 310,650</b>	<b>\$ 310,650</b>	<b>\$ 310,650</b>
<b>MATERIALS &amp; SUPPLIES</b>						
53110 OFFICE EQUIP. & SUPPLIES	\$ 6,367	\$ 6,000	\$ 7,485	\$ 33,500	\$ 6,000	\$ 6,000
53210 JANITORIAL SUPPLIES	1,694	1,400	1,427	1,400	1,400	1,400
53310 GENERAL SUPPLIES	76,065	80,000	55,837	101,500	101,500	101,500
53510 FUEL	126,407	155,000	101,217	120,000	120,000	120,000
53610 MAINT. & REPAIR MATERIALS	55,071	50,000	39,128	47,000	47,000	47,000
<b>TOTAL MATERIALS &amp; SUPPLIES</b>	<b>\$ 265,604</b>	<b>\$ 292,400</b>	<b>\$ 205,094</b>	<b>\$ 303,400</b>	<b>\$ 275,900</b>	<b>\$ 275,900</b>
<b>TOTAL BUDGET</b>	<b>\$ 4,794,141</b>	<b>\$ 4,877,191</b>	<b>\$ 4,775,507</b>	<b>\$ 5,287,085</b>	<b>\$ 5,259,585</b>	<b>\$ 5,259,585</b>



**CITY OF BARTLESVILLE**  
 2016-17 Operating Budget  
 General Fund – Police – Personnel and Capital Detail

**FUND 101 GENERAL  
 DEPT 270 POLICE**

**PERSONNEL SCHEDULE**

<b>CLASSIFICATION</b>	<b>2014-15 ACTUAL NUMBER OF EMPLOYEES</b>	<b>2015-16 BUDGTED NUMBER OF EMPLOYEES</b>	<b>2015-16 ACTUAL NUMBER OF EMPLOYEES</b>	<b>2016-17 BUDGTED NUMBER OF EMPLOYEES</b>
Police Chief	1	1	1	1
Captain	2	2	2	2
Lieutenant	4	3	4	4
Sergeant	9	11	10	10
Detective	5	6	6	6
Police Officer	33	32	35	38
Senior Administrative Assistant	2	2	2	2
Property & Evidence Tech	1	0	0	0
Administrative Assistant	1	1	1	1
Animal Control Officer	2	2	2	2
Parking Enforcement Officer	1	1	1	1
Administrative Specialist	2	2	1	1
<b>TOTAL</b>	<b>63</b>	<b>63</b>	<b>65</b>	<b>68</b>

***CITY OF BARTLESVILLE***  
2016-17 Operating Budget  
General Fund – Street – Summary

Department Mission: To develop, expand, and maintain the street system for the City in accordance with long range plans and to meet unanticipated short term needs.

---

Department Description: The Street department is responsible for the maintenance of the City's streets, bridges, drainage structures, traffic signs, and signals. In order to keep streets drivable, the department patches potholes, maintains ditches and drainage ways, and maintains signs, signals, and traffic markings in accordance with traffic safety standards.

---

2016 Accomplishments:

- Replaced all field wiring at the intersection of Frank Phillips and Birch
- Made storm drainage repairs at Bartlesville Municipal Airport
- Provided maintenance and repairs to bridges as identified in the annual Bridge Inspection Report
- Constructed access road for renovated Lee Lake

---

2017 Objectives:

- Replace out dated LED's at signalized intersections
- Continue repairs and maintenance of bridges within the City Limits
- Do annual street overlays as identified by citizens' concerns and the Pavement Management Analysis Report
- Complete Public Works facility employee parking lot

---

***CITY OF BARTLESVILLE***  
 2016-17 Operating Budget  
 General Fund – Street – Summary  
 (continued)

Budget Highlights:           The major budgeted expenditures for the Street department are personnel costs, maintenance and repair services, and utility costs.

<b>FUND 101 GENERAL DEPT 328 STREET</b>				
<b>2014-15 ACTUAL</b>	<b>2015-16 BUDGET</b>	<b>2015-16 ESTIMATE</b>	<b>2016-17 CITY MGR RECOMMENDS</b>	<b>2016-17 APPROVED BUDGET</b>
<b>\$1,185,334</b>	<b>\$1,186,512</b>	<b>\$1,187,846</b>	<b>\$1,468,804</b>	<b>\$1,468,804</b>

**CITY OF BARTLESVILLE**  
**2016-17 Operating Budget**  
**General Fund – Street – Line Item Detail**

<b>PERSONNEL SERVICES</b>	<b>2014-15 ACTUAL</b>	<b>2015-16 BUDGET</b>	<b>2015-16 ESTIMATE</b>	<b>2016-17 REQUEST</b>	<b>CITY MGR REC</b>	<b>2016-17 APPROVED</b>
51110 REGULAR SALARIES	\$ 405,878	\$ 415,000	\$ 426,598	\$ 601,000	\$ 601,000	\$ 601,000
51120 OVERTIME	7,158	10,000	644	10,000	10,000	10,000
51130 FICA	30,546	32,000	31,243	46,000	46,000	46,000
51140 GROUP INSURANCE	98,461	103,435	103,435	156,362	156,362	156,362
51150 DB RETIREMENT	62,679	63,000	62,588	65,000	65,000	65,000
51155 DC RETIREMENT	5,675	7,000	7,261	18,000	18,000	18,000
51170 WORKER'S COMPENSATION	30,641	12,387	12,387	3,752	3,752	3,752
51180 UNEMPLOYMENT COMP	-	-	-	-	-	-
<b>TOTAL PERSONAL SERVICES</b>	<b>\$ 641,038</b>	<b>\$ 642,822</b>	<b>\$ 644,156</b>	<b>\$ 900,114</b>	<b>\$ 900,114</b>	<b>\$ 900,114</b>
<b>CONTRACTUAL SERVICES</b>						
52110 EMPLOYMENT SERVICES	\$ 17,219	\$ 14,500	\$ 14,500	\$ 14,500	\$ 14,500	\$ 14,500
52310 UTILITIES & COMMUNICATIONS	207,550	215,000	215,000	215,000	215,000	215,000
52510 OTHER SERVICES	3,173	3,500	3,500	3,500	3,500	3,500
52610 MAINT. & REPAIR SERVICE	4,172	10,000	10,000	10,000	10,000	10,000
<b>TOTAL CONTRACTUAL SERVICES</b>	<b>\$ 232,114</b>	<b>\$ 243,000</b>	<b>\$ 243,000</b>	<b>\$ 243,000</b>	<b>\$ 243,000</b>	<b>\$ 243,000</b>
<b>MATERIALS &amp; SUPPLIES</b>						
53110 OFFICE EQUIP. & SUPPLIES	\$ 2,235	\$ 500	\$ 500	\$ 500	\$ 500	\$ 500
53210 JANITORIAL SUPPLIES	598	300	802	300	300	300
53310 GENERAL SUPPLIES	2,260	5,490	5,490	5,490	5,490	5,490
53410 TOOLS & EQUIPMENT	3,243	2,200	3,566	2,200	2,200	2,200
53510 FUEL	38,749	45,000	43,132	45,000	45,000	45,000
53610 MAINT. & REPAIR MATERIALS	265,097	247,200	247,200	247,200	272,200	272,200
<b>TOTAL MATERIALS &amp; SUPPLIES</b>	<b>\$ 312,182</b>	<b>\$ 300,690</b>	<b>\$ 300,690</b>	<b>\$ 300,690</b>	<b>\$ 325,690</b>	<b>\$ 325,690</b>
<b>TOTAL BUDGET</b>						
	<b>\$ 1,185,334</b>	<b>\$ 1,186,512</b>	<b>\$ 1,187,846</b>	<b>\$ 1,443,804</b>	<b>\$ 1,468,804</b>	<b>\$ 1,468,804</b>

**CITY OF BARTLESVILLE**  
 2016-17 Operating Budget  
 General Fund – Street – Personnel and Capital Detail

**FUND 101 GENERAL  
 DEPT 328 STREET**

**PERSONNEL SCHEDULE**

<b>CLASSIFICATION</b>	<b>2014-15 ACTUAL NUMBER OF EMPLOYEES</b>	<b>2015-16 BUDGTED NUMBER OF EMPLOYEES</b>	<b>2015-16 ACTUAL NUMBER OF EMPLOYEES</b>	<b>2016-17 BUDGTED NUMBER OF EMPLOYEES</b>
Street Supervisor	1	1	1	1
Sign and Signal Tech	2	2	2	2
Equipment Operator-Crewleader	3	3	3	3
Concrete Mason	1	1	1	1
Maintence Worker	4	4	4	10
<b>TOTAL</b>	<b>11</b>	<b>11</b>	<b>11</b>	<b>17</b>

***CITY OF BARTLESVILLE***  
2016-17 Operating Budget  
General Fund – Library – Summary

Department Mission: To promote the joy of reading and promote democracy through the free exchange of ideas. To provide accurate and timely information that is responsive to the community needs and to practice operational excellence in a responsive manner. This is accomplished through the provision of customer-centered service, quality programs for all ages, and up-to-date technology.

---

Department Description: The Bartlesville Public Library furnishes free access to reading materials and the internet for all ages. The library also maintains several meeting rooms to be used by community organizations.

---

2016 Accomplishments:

- Due to the heavy usage, a 3<sup>rd</sup> meeting room was added for community groups and organizations
- A new laptop bar has been added for patron use
- A 2<sup>nd</sup> tutoring room was added for Literacy Services
- A new permanent exhibit was added. The Ceremonial Flag Exhibit was donated by the College High Class of 1965 and all flags are available for checkout

---

**CITY OF BARTLESVILLE**  
 2016-17 Operating Budget  
 General Fund – Library – Summary  
 (continued)

- 2017 Objectives:
- Create a friendly, welcoming environment for both adult and children
  - Increase the public’s knowledge of the Library’s services and materials
  - Increase programming: Adult programs by 10% and children’s programs by 25% by the end of fiscal year 2017
  - Increase circulation by 10%

Budget Highlights:           The major budgeted expenditures for the Library are personnel costs, utilities, maintenance, and general library supplies.

<b>FUND 101 GENERAL DEPT 421 LIBRARY</b>				
<b>2014-15 ACTUAL</b>	<b>2015-16 BUDGET</b>	<b>2015-16 ESTIMATE</b>	<b>2016-17 CITY MGR RECOMMENDS</b>	<b>2016-17 APPROVED BUDGET</b>
<b>\$1,109,983</b>	<b>\$1,146,085</b>	<b>\$1,137,213</b>	<b>\$1,157,001</b>	<b>\$1,157,001</b>

**CITY OF BARTLESVILLE**  
**2016-17 Operating Budget**  
**General Fund – Library – Line Item Detail**

<b>PERSONNEL SERVICES</b>	<b>2014-15 ACTUAL</b>	<b>2015-16 BUDGET</b>	<b>2015-16 ESTIMATE</b>	<b>2016-17 REQUEST</b>	<b>CITY MGR REC</b>	<b>2016-17 APPROVED</b>
51110 REGULAR SALARIES	\$ 612,316	\$ 631,000	\$ 631,000	\$ 636,000	\$ 636,000	\$ 636,000
51130 FICA	44,628	49,000	49,000	49,000	49,000	49,000
51140 GROUP INSURANCE	107,390	103,435	103,435	101,176	101,176	101,176
51150 DB RETIREMENT	96,562	95,000	86,292	82,000	82,000	82,000
51155 DC RETIREMENT	4,594	6,000	3,886	10,000	10,000	10,000
51180 UNEMPLOYMENT COMP	-	-	-	-	-	-
<b>TOTAL PERSONAL SERVICES</b>	<b>\$ 865,490</b>	<b>\$ 884,435</b>	<b>\$ 873,613</b>	<b>\$ 878,176</b>	<b>\$ 878,176</b>	<b>\$ 878,176</b>
<b>CONTRACTUAL SERVICES</b>						
52110 EMPLOYMENT SERVICES	\$ 2,184	\$ 4,000	\$ 3,000	\$ 3,950	\$ 3,950	\$ 3,950
52210 FINANCIAL SERVICES	3,205	3,500	3,650	3,500	3,500	3,500
52310 UTILITIES & COMMUNICATIONS	62,846	67,000	69,000	69,000	69,000	69,000
52410 PROFESSIONAL SERVICES	-	-	-	-	-	-
52510 OTHER SERVICES	27,752	32,900	30,000	33,050	33,050	33,050
52610 MAINT. & REPAIR SERVICE	35,128	39,300	38,000	48,475	48,475	48,475
<b>TOTAL CONTRACTUAL SERVICES</b>	<b>\$ 131,115</b>	<b>\$ 146,700</b>	<b>\$ 143,650</b>	<b>\$ 157,975</b>	<b>\$ 157,975</b>	<b>\$ 157,975</b>
<b>MATERIALS &amp; SUPPLIES</b>						
53110 OFFICE EQUIP. & SUPPLIES	\$ 11,374	\$ 12,000	\$ 12,000	\$ 14,000	\$ 14,000	\$ 14,000
53210 JANITORIAL SUPPLIES	3,306	4,500	4,500	4,500	4,500	4,500
53310 GENERAL SUPPLIES	85,770	84,750	84,750	85,250	85,250	85,250
53610 MAINT. & REPAIR MATERIALS	12,928	13,700	18,700	17,100	17,100	17,100
<b>TOTAL MATERIALS &amp; SUPPLIES</b>	<b>\$ 113,378</b>	<b>\$ 114,950</b>	<b>\$ 119,950</b>	<b>\$ 120,850</b>	<b>\$ 120,850</b>	<b>\$ 120,850</b>
<b>TOTAL BUDGET</b>						
	<b>\$ 1,109,983</b>	<b>\$ 1,146,085</b>	<b>\$ 1,137,213</b>	<b>\$ 1,157,001</b>	<b>\$ 1,157,001</b>	<b>\$ 1,157,001</b>



**CITY OF BARTLESVILLE**  
 2016-17 Operating Budget  
 General Fund – Library – Personnel and Capital Detail

**FUND 101 GENERAL  
 DEPT 421 LIBRARY**

**PERSONNEL SCHEDULE**

<b>CLASSIFICATION</b>	<b>2014-15 ACTUAL NUMBER OF EMPLOYEES</b>	<b>2015-16 BUDGTED NUMBER OF EMPLOYEES</b>	<b>2015-16 ACTUAL NUMBER OF EMPLOYEES</b>	<b>2016-17 BUDGTED NUMBER OF EMPLOYEES</b>
Library Director	0.78	0.78	0.78	0.78
Senior Librarian	2	2	2	2
Librarian	3	3	2	2
Library Specialist	0	0	1	1
Literacy	1	1	1	1
Circulation Supervisor	1	1	1	1
Library Assistant	2	2	2	2
Acquisitions Clerk	1	1	1	1
Senior Administrative Assistant	1	1	1	1
Part-time Clerks-Pages	5.16	5.16	5.16	5.16
<b>TOTAL</b>	<b>16.94</b>	<b>16.94</b>	<b>16.94</b>	<b>16.94</b>

***CITY OF BARTLESVILLE***  
2016-17 Operating Budget  
General Fund – Museum – Summary

Department Mission: To collect, preserve, and exhibit materials relevant to the social and natural history of the city of Bartlesville and the surrounding areas. To provide exhibits, research, and other education programs.

---

Department Description: Under the supervision of the Museum Director/Curator, the Bartlesville Area History Museum is located on the fifth floor of the City Center.

---

2016 Accomplishments:

- Lighting in the Pioneer Gallery was converted to LED lights for energy savings
- Five of the movable exhibit walls in the Pioneer Gallery were carpeted
- Museum staff worked with the Leadership Bartlesville Class of XXIV in research and preparation of the *Bartlesville Monopoly* game created as a fundraiser for the Johnstone Park Pavilion
- Over 700 children learned of Bartlesville history through school visits during this fiscal year
- Museum staff participated in the annual OK Mozart Showcase by hosting 2 showcase events

---

**CITY OF BARTLESVILLE**  
 2016-17 Operating Budget  
 General Fund – Museum – Summary  
 (continued)

- 2017 Objectives:
- Increase adult programming events by 20%
  - Increase children’s programming events and school visits by 25%
  - Increase the annual Museum’s History Camp to 3 times annually
  - Create the USS Oklahoma Exhibit for January 2017

Budget Highlights:           The major budgeted expenditures for the Museum are personnel costs, supplies, and replacement computers.

<b>FUND 101 GENERAL DEPT 425 HISTORY MUSEUM</b>				
<b>2014-15 ACTUAL</b>	<b>2015-16 BUDGET</b>	<b>2015-16 ESTIMATE</b>	<b>2016-17 CITY MGR RECOMMENDS</b>	<b>2016-17 APPROVED BUDGET</b>
<b>\$180,624</b>	<b>\$192,394</b>	<b>\$173,431</b>	<b>\$194,843</b>	<b>\$194,843</b>

**CITY OF BARTLESVILLE**  
**2016-17 Operating Budget**  
**General Fund – Museum – Line Item Detail**

<b>PERSONNEL SERVICES</b>	<b>2014-15 ACTUAL</b>	<b>2015-16 BUDGET</b>	<b>2015-16 ESTIMATE</b>	<b>2016-17 REQUEST</b>	<b>CITY MGR REC</b>	<b>2016-17 APPROVED</b>
51110 REGULAR SALARIES	\$ 124,466	\$ 125,000	\$ 115,000	\$ 126,000	\$ 126,000	\$ 126,000
51130 FICA	9,354	10,000	8,798	10,000	10,000	10,000
51140 GROUP INSURANCE	26,868	28,210	28,210	27,593	27,593	27,593
51150 DB RETIREMENT	4,630	5,000	1,358	-	-	-
51155 DC RETIREMENT	3,814	4,000	3,821	6,000	6,000	6,000
<b>TOTAL PERSONAL SERVICES</b>	<b>\$ 169,132</b>	<b>\$ 172,210</b>	<b>\$ 157,187</b>	<b>\$ 169,593</b>	<b>\$ 169,593</b>	<b>\$ 169,593</b>
<b>CONTRACTUAL SERVICES</b>						
52110 EMPLOYMENT SERVICES	\$ 1,982	\$ 1,875	\$ 650	\$ 1,550	\$ 1,550	\$ 1,550
52310 UTILITIES & COMMUNICATIONS	-	-	10	25	25	25
52410 PROFESSIONAL SERVICES	125	2,000	500	2,000	2,000	2,000
52510 OTHER SERVICES	2,007	6,284	6,284	5,975	5,975	5,975
52610 MAINT. & REPAIR SERVICE	1,876	2,600	2,000	2,375	2,375	2,375
<b>TOTAL CONTRACTUAL SERVICES</b>	<b>\$ 5,990</b>	<b>\$ 12,759</b>	<b>\$ 9,444</b>	<b>\$ 11,925</b>	<b>\$ 11,925</b>	<b>\$ 11,925</b>
<b>MATERIALS &amp; SUPPLIES</b>						
53110 OFFICE EQUIP. & SUPPLIES	\$ 642	\$ 1,750	\$ 1,000	\$ 1,800	\$ 1,800	\$ 1,800
53210 JANITORIAL SUPPLIES	-	300	600	300	300	300
53310 GENERAL SUPPLIES	2,787	3,875	3,000	4,225	4,225	4,225
53610 MAINT. & REPAIR MATERIALS	2,073	1,500	2,200	7,000	7,000	7,000
<b>TOTAL MATERIALS &amp; SUPPLIES</b>	<b>\$ 5,502</b>	<b>\$ 7,425</b>	<b>\$ 6,800</b>	<b>\$ 13,325</b>	<b>\$ 13,325</b>	<b>\$ 13,325</b>
<b>TOTAL BUDGET</b>						
	<b>\$ 180,624</b>	<b>\$ 192,394</b>	<b>\$ 173,431</b>	<b>\$ 194,843</b>	<b>\$ 194,843</b>	<b>\$ 194,843</b>

**CITY OF BARTLESVILLE**  
 2016-17 Operating Budget  
 General Fund – Museum – Personnel and Capital Detail

**FUND 101 GENERAL  
 DEPT 425 HISTORY MUSEUM**

**PERSONNEL SCHEDULE**

<b>CLASSIFICATION</b>	<b>2014-15 ACTUAL NUMBER OF EMPLOYEES</b>	<b>2015-16 BUDGTED NUMBER OF EMPLOYEES</b>	<b>2015-16 ACTUAL NUMBER OF EMPLOYEES</b>	<b>2016-17 BUDGTED NUMBER OF EMPLOYEES</b>
Director	0.22	0.22	0.22	0.22
Collections Manager	1	1	1	1
Registrar	1	1	1	1
Volunteer Coordinator	1	1	1	1
Education Coordinator	0.63	0.63	0.63	0.63
<b>TOTAL</b>	<b>3.85</b>	<b>3.85</b>	<b>3.85</b>	<b>3.85</b>

***CITY OF BARTLESVILLE***  
2016-17 Operating Budget  
General Fund – Park and Recreation – Summary

Department Mission: To beautify and maintain the City’s parks, rights-of-way, lakes and public areas. To reforest the City and control the mosquito population.

---

Department Description: The Park and Recreation department is responsible for the maintenance of Pathfinder Parkway, Hudson Lake, and all City parks and playgrounds, as well as the mowing of all rights-of-way. It is also responsible for the Bartlesville Tree Program, which has as its goal the reforestation of our street rights-of-way, parks and public areas. Mosquito control is also the responsibility of this department.

---

- 2016 Accomplishments:
- Maintained Bartlesville’s certification as a Tree City USA celebrating 31 years during this fiscal year
  - Completed the master development plan for the entrance into Johnstone Park and began the construction of Phase I of this project, the construction of a 6,000 square foot pavilion
  - Completed the installation of the adult fitness equipment in Johnstone Park
  - Installed two dog watering fountains at Cooper Dog Park
  - Working with the Play for Burk Foundation, installed nine permanent benches, two grills, six picnic tables, three trash receptacles and many trees and shrubs at Lee Lake
  - Working with Leadership Bartlesville Class 24, installed an entrance sign with an LED message center at the entrance to Johnstone Park
  - Working with Phillips 66, community and company volunteers, and the National Recreation and Park Association, planted a 1-acre monarch butterfly garden in Jo Allyn Lowe Park
-

**CITY OF BARTLESVILLE**  
 2016-17 Operating Budget  
 General Fund – Park and Recreation – Summary  
 (continued)

- 2017 Objectives:
- Continue to develop partnerships with those in the non-profit sector which provide recreational programming opportunities to Bartlesville’s youth and adult citizens to meet community recreation demands improve the ability to access and get involved in such opportunities, and foster a healthy lifestyle
  - Seek opportunities for public-private partnerships for the operational management of various city-owned recreation facilities in ways which will improve service to the citizens and potentially reduce long-term public expense

---

Budget Highlights:            The major budgeted expenditures for the Park and Recreation department are personnel costs, utilities, maintenance and repair services, supplies, and a replacement tractor.

<b>FUND 101 GENERAL DEPT 431 PARK &amp; RECREATION</b>				
<b>2014-15 ACTUAL</b>	<b>2015-16 BUDGET</b>	<b>2015-16 ESTIMATE</b>	<b>2016-17 CITY MGR RECOMMENDS</b>	<b>2016-17 APPROVED BUDGET</b>
<b>\$754,438</b>	<b>\$754,565</b>	<b>\$779,427</b>	<b>\$1,251,972</b>	<b>\$1,251,972</b>

---

**CITY OF BARTLESVILLE**  
**2016-17 Operating Budget**  
**General Fund – Park and Recreation – Line Item Detail**

<b>PERSONNEL SERVICES</b>	<b>2014-15 ACTUAL</b>	<b>2015-16 BUDGET</b>	<b>2015-16 ESTIMATE</b>	<b>2016-17 REQUEST</b>	<b>CITY MGR REC</b>	<b>2016-17 APPROVED</b>
51110 REGULAR SALARIES	\$ 317,961	\$ 303,000	\$ 310,440	\$ 607,000	\$ 607,000	\$ 607,000
51120 OVERTIME	-	3,000	-	3,000	3,000	3,000
51130 FICA	23,493	24,000	22,820	47,000	47,000	47,000
51140 GROUP INSURANCE	89,425	94,032	94,032	165,560	165,560	165,560
51150 DB RETIREMENT	63,833	54,000	55,480	73,000	73,000	73,000
51155 DC RETIREMENT	990	4,000	2,615	16,000	16,000	16,000
51170 WORKER'S COMPENSATION	33,911	34,201	34,201	44,207	44,207	44,207
<b>TOTAL PERSONNEL SERVICES</b>	<b>\$ 529,613</b>	<b>\$ 516,233</b>	<b>\$ 519,588</b>	<b>\$ 955,767</b>	<b>\$ 955,767</b>	<b>\$ 955,767</b>
<b>CONTRACTUAL SERVICES</b>						
52110 EMPLOYMENT SERVICES	\$ 70,941	\$ 85,027	\$ 79,000	\$ 80,950	\$ 80,950	\$ 80,950
52310 UTILITIES & COMMUNICATIONS	32,922	29,000	32,658	29,000	29,000	29,000
52410 PROFESSIONAL SERVICES	15	-	-	-	20,000	20,000
52510 OTHER SERVICES	1,850	2,305	27,253	2,655	2,655	2,655
52610 MAINT. & REPAIR SERVICE	1,526	6,000	2,500	6,000	6,000	6,000
<b>TOTAL CONTRACTUAL SERVICES</b>	<b>\$ 107,254</b>	<b>\$ 122,332</b>	<b>\$ 141,411</b>	<b>\$ 118,605</b>	<b>\$ 138,605</b>	<b>\$ 138,605</b>
<b>MATERIALS &amp; SUPPLIES</b>						
53110 OFFICE EQUIP. & SUPPLIES	\$ 2,800	\$ 500	\$ 1,007	\$ 500	\$ 500	\$ 500
53210 JANITORIAL SUPPLIES	5,919	5,500	5,500	6,100	6,100	6,100
53310 GENERAL SUPPLIES	29,919	34,000	34,000	40,000	40,000	40,000
53410 TOOLS & EQUIPMENT	3,293	4,000	2,000	6,500	6,500	6,500
53510 FUEL	25,931	27,000	25,139	28,000	28,000	28,000
53610 MAINT. & REPAIR MATERIALS	49,709	45,000	50,782	76,500	76,500	76,500
<b>TOTAL MATERIALS &amp; SUPPLIES</b>	<b>\$ 117,571</b>	<b>\$ 116,000</b>	<b>\$ 118,428</b>	<b>\$ 157,600</b>	<b>\$ 157,600</b>	<b>\$ 157,600</b>
<b>TOTAL BUDGET</b>	<b>\$ 754,438</b>	<b>\$ 754,565</b>	<b>\$ 779,427</b>	<b>\$ 1,231,972</b>	<b>\$ 1,251,972</b>	<b>\$ 1,251,972</b>



**CITY OF BARTLESVILLE**

2016-17 Operating Budget

General Fund – Park and Recreation – Personnel and Capital Detail

FUND 101 GENERAL  
DEPT 431 PARK & RECREATION

**PERSONNEL SCHEDULE**

<b>CLASSIFICATION</b>	<b>2014-15 ACTUAL NUMBER OF EMPLOYEES</b>	<b>2015-16 BUDGTED NUMBER OF EMPLOYEES</b>	<b>2015-16 ACTUAL NUMBER OF EMPLOYEES</b>	<b>2016-17 BUDGTED NUMBER OF EMPLOYEES</b>
Parks Supervisor	1	1	1	1
Equipment Operator	3	2	2	2
Pesticide Applicator	1	1	1	0
Maintenance Worker	4	2	2	15
1/2 Maint Worker (shared w/ Stadium)	0.5	0.5	0.5	0
1/2 Equip Oper (Shared w/ Water)	0	1	1	0
1/2 Maint Worker (shared w/ Water)	0	0.5	0.5	0
<b>TOTAL</b>	<b>9.5</b>	<b>8</b>	<b>8</b>	<b>18</b>

**CITY OF BARTLESVILLE**  
 2016-17 Operating Budget  
 General Fund – Transfers – Summary

Department Mission: The Transfers department is not an operating department, and therefore has no mission.

---

Department Description: The Transfers department is used to account for transfers out to other funds. These activities are generally non-departmental, and therefore utilize this department.

---

2016 Accomplishments: N/A

---

2017 Objectives: N/A

---

Budget Highlights: The three transfers from the general fund that are used to subsidize the operating costs of other funds are the transfers to the E-911, Stadium Operating, and Golf Course funds.

<b>FUND 101 GENERAL DEPT 900 TRANSFERS</b>				
<b>2014-15 ACTUAL</b>	<b>2015-16 BUDGET</b>	<b>2015-16 ESTIMATE</b>	<b>2016-17 CITY MGR RECOMMENDS</b>	<b>2016-17 APPROVED BUDGET</b>
<b>\$1,183,660</b>	<b>\$1,112,658</b>	<b>\$1,112,658</b>	<b>\$1,822,118</b>	<b>\$1,900,704</b>

**CITY OF BARTLESVILLE**  
**2016-17 Operating Budget**  
**General Fund – Transfers – Line Item Detail**

<b>TRANSFERS</b>	<b>2014-15 ACTUAL</b>	<b>2015-16 BUDGET</b>	<b>2015-16 ESTIMATE</b>	<b>2016-17 REQUEST</b>	<b>CITY MGR REC</b>	<b>2016-17 APPROVED</b>
59207 E 9-1-1 FUND	\$ 504,629	\$ 480,695	\$ 480,695	\$ 633,024	\$ 588,024	\$ 588,024
59276 DOENGES MEMORIAL STADIUM	53,079	14,480	14,480	9,829	9,829	9,829
59513 ADAMS GOLF COURSE	148,416	92,331	92,331	72,005	72,005	72,005
59515 SOONER POOL	25,876	55,968	55,968	44,311	44,311	44,311
59516 FRONTIER POOL	60,280	58,489	58,489	84,147	57,117	57,117
59663 AUTO COLLISION INSURANCE	-	18,251	18,251	1,707	1,707	1,707
59670 STABILIZATION RESERVE	391,380	392,444	392,444	435,436	429,525	508,111
59675 CAPITAL RESERVE	-	-	-	619,600	619,600	619,600
<b>TOTAL TRANSFERS</b>	<b>\$ 1,183,660</b>	<b>\$ 1,112,658</b>	<b>\$ 1,112,658</b>	<b>\$ 1,900,059</b>	<b>\$ 1,822,118</b>	<b>\$ 1,900,704</b>
<b>TOTAL BUDGET</b>	<b>\$ 1,183,660</b>	<b>\$ 1,112,658</b>	<b>\$ 1,112,658</b>	<b>\$ 1,900,059</b>	<b>\$ 1,822,118</b>	<b>\$ 1,900,704</b>

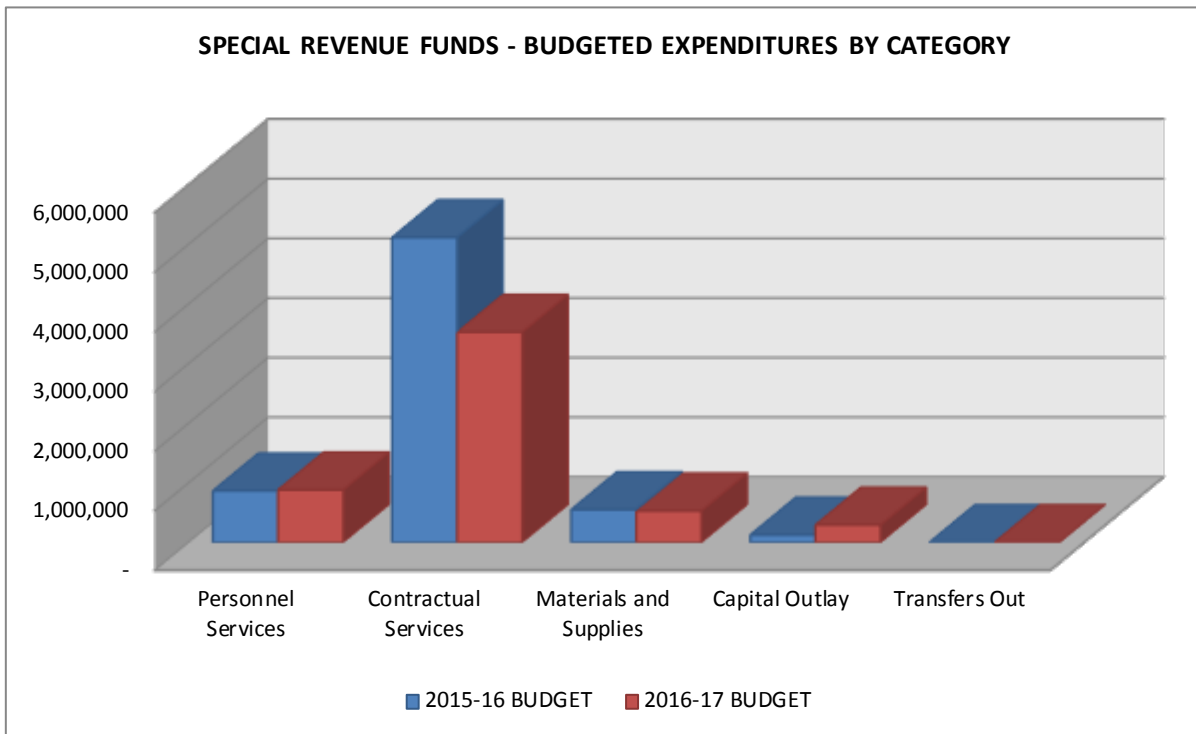
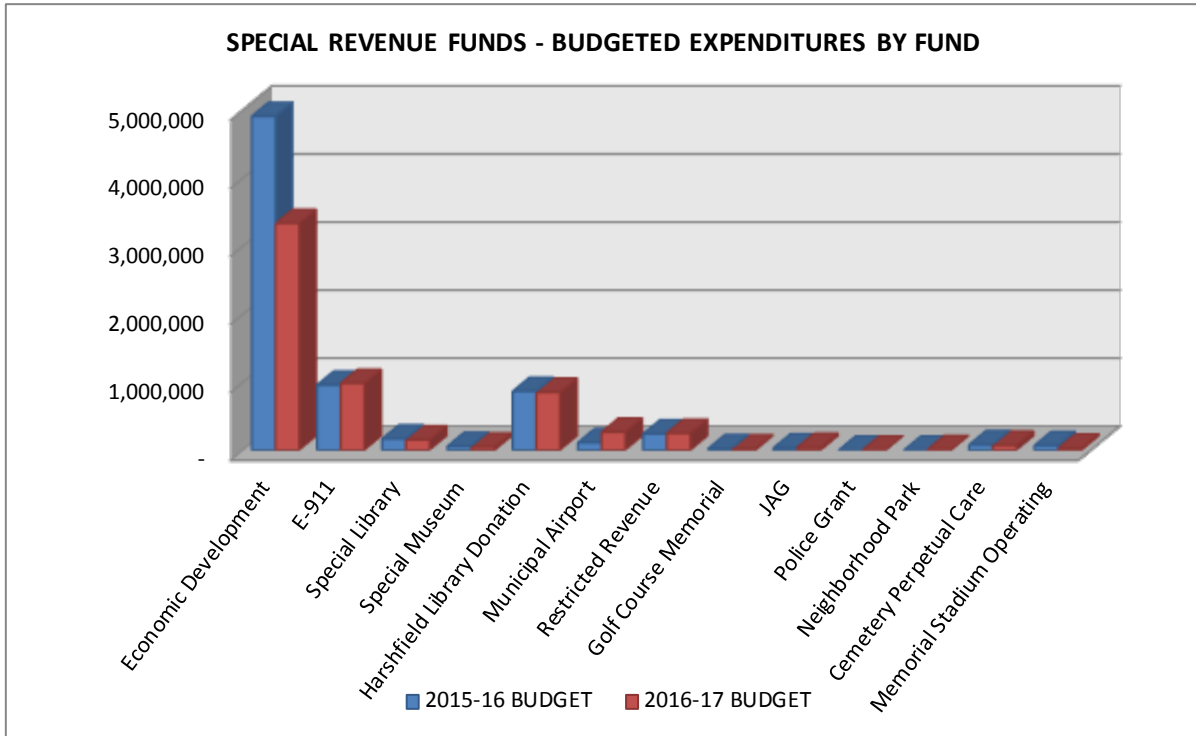
*PAGE LEFT BLANK INTENTIONALLY*

# **SPECIAL REVENUE FUNDS**



*PAGE LEFT BLANK INTENTIONALLY*

**CITY OF BARTLESVILLE**  
 2016-17 Operating Budget  
 Special Revenue Funds – Expenditure Graphs



**CITY OF BARTLESVILLE**  
 2016-17 Operating Budget  
 Special Revenue Funds – Expenditure Summary by Fund

<b>EXPENDITURES AND RESERVES BY FUND</b>	<b>2014-15 ACTUAL</b>	<b>2015-16 BUDGET</b>	<b>2015-16 ESTIMATE</b>	<b>2016-17 BUDGET</b>
Economic Development	\$ 31,224	\$ 4,907,321	\$ 3,163,190	\$ 3,334,519
E-911	893,064	957,822	925,356	981,596
Special Library	148,784	166,283	165,729	152,700
Special Museum	37,166	57,110	44,837	45,500
Harshfield Library Donation	31,281	865,225	16,510	851,739
Municipal Airport	(50,471)	110,957	63,935	265,599
Restricted Revenue	437,526	238,560	73,964	248,006
Golf Course Memorial	15,796	23,706	23,669	18,414
JAG	13,434	33,182	3,850	39,606
Police Grant	-	-	-	-
Neighborhood Park	-	-	-	8,108
Cemetery Perpetual Care	600	79,996	3,300	72,745
Memorial Stadium Operating	59,758	68,000	38,460	30,000
<b>Total Expenditures and Reserves</b>	<b><u>\$ 1,618,162</u></b>	<b><u>\$ 7,508,162</u></b>	<b><u>\$ 4,522,800</u></b>	<b><u>\$ 6,048,532</u></b>



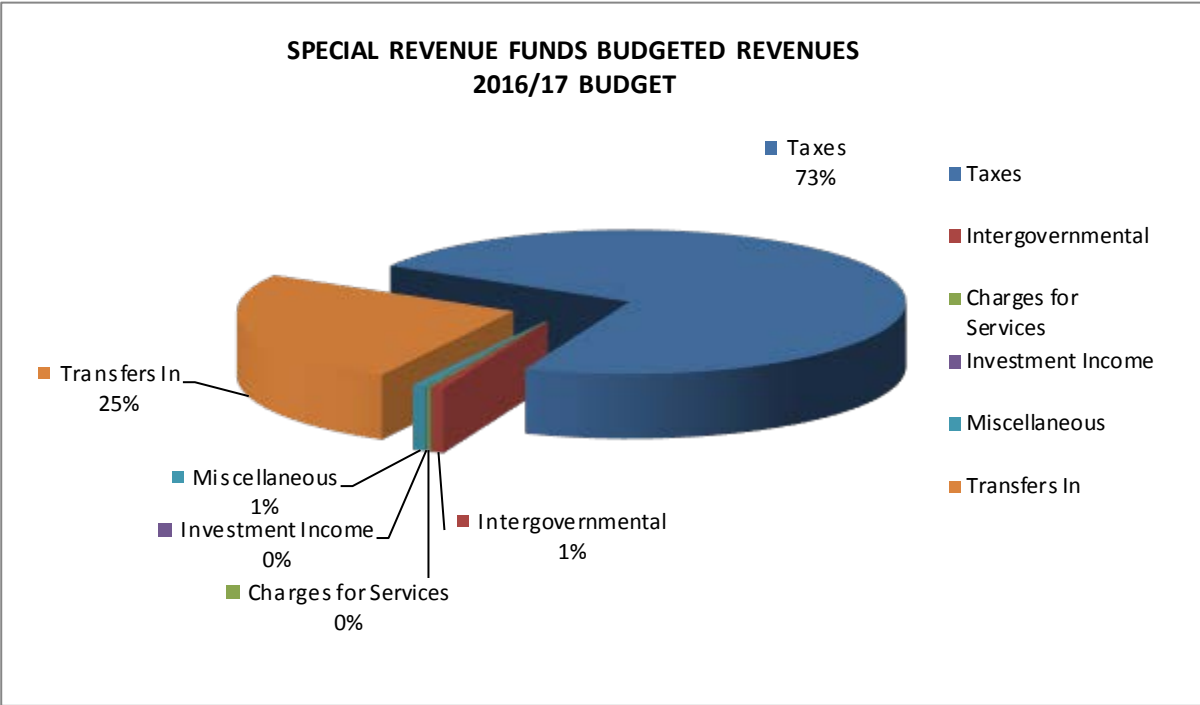
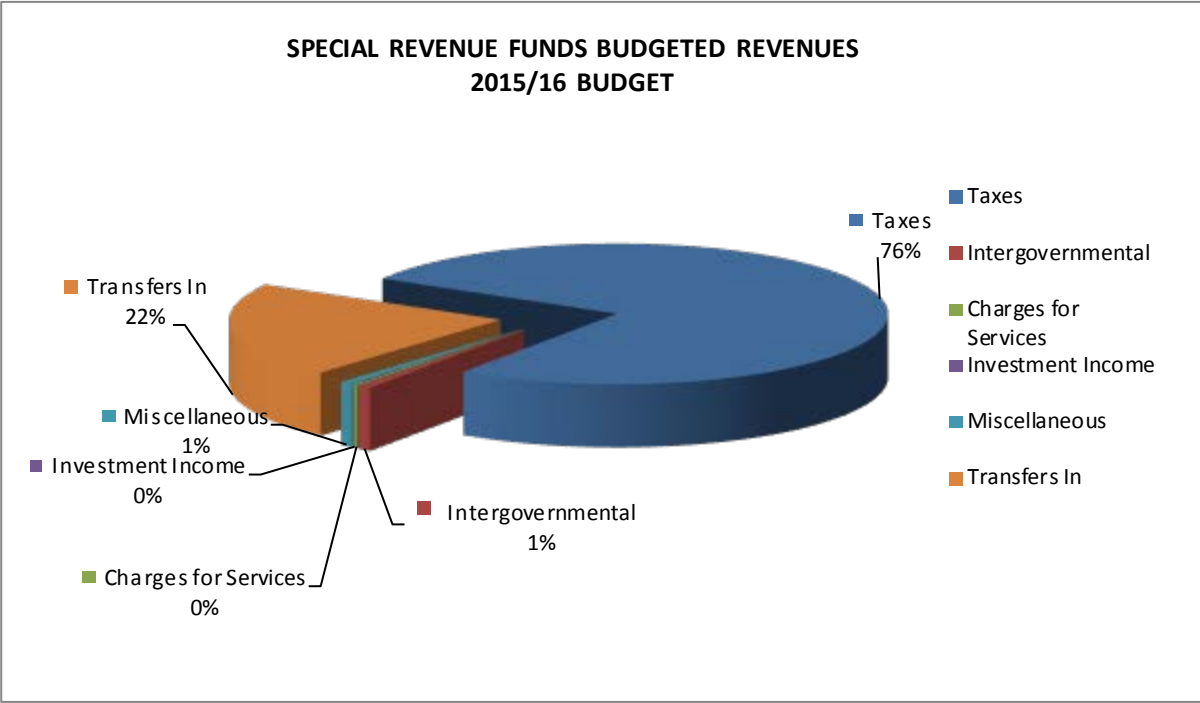
**CITY OF BARTLESVILLE**  
**2016-17 Operating Budget**  
**Special Revenue Funds – Expenditure Summary by Line Item**

<b>PERSONNEL SERVICES</b>	<b>2014-15 ACTUAL</b>	<b>2015-16 BUDGET</b>	<b>2015-16 ESTIMATE</b>	<b>2016-17 REQUEST</b>	<b>CITY MGR REC</b>	<b>2016-17 APPROVED</b>
51110 REGULAR SALARIES	\$ 580,602	\$ 597,000	\$ 590,239	\$ 610,000	\$ 610,000	\$ 610,000
51120 OVERTIME	13,220	17,000	16,567	18,000	18,000	18,000
51130 FICA	42,919	48,000	43,725	47,000	47,000	47,000
51140 GROUP INSURANCE	134,286	141,048	141,060	137,967	137,967	137,967
51150 DB RETIREMENT	47,176	48,000	52,080	54,000	54,000	54,000
51155 DC RETIREMENT	12,925	14,000	12,513	13,000	13,000	13,000
<b>TOTAL PERSONNEL SERVICES</b>	<b>\$ 831,164</b>	<b>\$ 865,048</b>	<b>\$ 856,184</b>	<b>\$ 879,967</b>	<b>\$ 879,967</b>	<b>\$ 879,967</b>
<b>CONTRACTUAL SERVICES</b>						
52110 EMPLOYMENT SERVICES	\$ 7,529	\$ 11,000	\$ 8,178	\$ 4,900	\$ 4,900	\$ 4,900
52310 UTILITIES & COMMUNICATIONS	111,769	128,656	114,740	116,786	116,786	116,786
52410 PROFESSIONAL SERVICES	175	34,250	-	24,250	24,250	24,250
52510 OTHER SERVICES	92,969	4,087,541	2,212,357	2,419,649	2,374,649	2,374,649
52610 MAINT. & REPAIR SERVICE	403	2,000	-	16,000	16,000	16,000
52710 OPERATIONAL SERVICES	-	850,000	990,000	990,000	990,000	990,000
52950 MISCELLANEOUS	2,461	-	-	-	-	-
<b>TOTAL CONTRACTUAL SERVICES</b>	<b>\$ 215,306</b>	<b>\$ 5,113,447</b>	<b>\$ 3,325,275</b>	<b>\$ 3,571,585</b>	<b>\$ 3,526,585</b>	<b>\$ 3,526,585</b>
<b>MATERIALS &amp; SUPPLIES</b>						
53110 OFFICE EQUIP. & SUPPLIES	\$ 40,637	\$ 98,996	\$ 20,435	\$ 81,245	\$ 81,245	\$ 81,245
53210 JANITORIAL SUPPLIES	974	1,000	109	-	-	-
53310 GENERAL SUPPLIES	116,920	179,255	148,355	163,556	163,556	163,556
53410 TOOLS & EQUIPMENT	5,592	700	-	-	-	-
53510 FUEL	-	300	-	-	-	-
53610 MAINT. & REPAIR MATERIALS	459,055	269,066	85,663	283,806	283,806	283,806
<b>TOTAL MATERIALS &amp; SUPPLIES</b>	<b>\$ 623,178</b>	<b>\$ 549,317</b>	<b>\$ 254,562</b>	<b>\$ 528,607</b>	<b>\$ 528,607</b>	<b>\$ 528,607</b>

**CITY OF BARTLESVILLE**  
 2016-17 Operating Budget  
 Special Revenue Funds – Expenditure Summary by Line Item  
 (continued)

<b>CAPITAL OUTLAY</b>	<b>2014-15 ACTUAL</b>	<b>2015-16 BUDGET</b>	<b>2015-16 ESTIMATE</b>	<b>2016-17 REQUEST</b>	<b>CITY MGR REC</b>	<b>2016-17 APPROVED</b>
55920 BUILDINGS & STRUCTURES	\$ (51,486)	\$ 110,957	\$ 63,110	\$ 273,707	\$ 273,707	\$ 273,707
55950 OFFICE EQUIP & FURNISH	-	14,500	23,669	18,414	18,414	18,414
<b>TOTAL CAPITAL OUTLAY</b>	<b>\$ (51,486)</b>	<b>\$ 125,457</b>	<b>\$ 86,779</b>	<b>\$ 292,121</b>	<b>\$ 292,121</b>	<b>\$ 292,121</b>
<b>TOTAL BUDGET</b>	<b>\$ 1,618,162</b>	<b>\$ 6,653,269</b>	<b>\$ 4,522,800</b>	<b>\$ 5,272,280</b>	<b>\$ 5,227,280</b>	<b>\$ 5,227,280</b>

**CITY OF BARTLESVILLE**  
 2016-17 Operating Budget  
 Special Revenue Funds – Revenue Graphs



**CITY OF BARTLESVILLE**  
 2016-17 Operating Budget  
 Special Revenue Funds – Revenue Summary by Source

<b>REVENUE BY SOURCE</b>	<b>2014-15 ACTUAL</b>	<b>2015-16 BUDGET</b>	<b>2015-16 ESTIMATE</b>	<b>2016-17 BUDGET</b>
Sales Tax	\$ 1,386,737	\$ 1,381,806	\$ 1,376,394	\$ 1,363,446
Hotel-Motel Tax	177,843	168,000	197,310	177,500
Cigarette Tax	-	-	-	-
Franchise Tax	405,480	423,900	405,771	401,200
Intergovernmental	271,519	21,500	108,640	20,000
Charges for Services	4,761	6,300	4,210	4,000
Interest and Investment Income	11,145	59	5,618	-
Donations and Miscellaneous	312,689	21,700	408,549	21,700
Transfer In:				
From BLTA	68,413	50,000	50,000	65,000
From General	557,708	495,175	495,175	597,853
From History Museum Trust	-	20,063	20,063	16,500
Fund Balance	<u>3,487,695</u>	<u>5,218,034</u>	<u>5,088,533</u>	<u>3,637,463</u>
<b>Total Available for Appropriation</b>	<b><u>\$ 6,683,990</u></b>	<b><u>\$ 7,806,537</u></b>	<b><u>\$ 8,160,263</u></b>	<b><u>\$ 6,304,662</u></b>

**CITY OF BARTLESVILLE**  
 2016-17 Operating Budget  
 Special Revenue Funds – Personnel Summary

<b>PERSONNEL COUNTS BY DEPARTMENT</b>	<b>2014-15 ACTUAL FTEs</b>	<b>2015-16 BUDGETED FTEs</b>	<b>2015-16 ACTUAL FTEs</b>	<b>2016-17 BUDGETED FTEs</b>
E-911 Fund:				
Dispatch	13	15	15	15
Special Library:				
Library	0.51	1.01	1.13	1.13
Special Museum:				
Museum	1.66	1.18	1.18	1.18
Memorial Stadium Operating Fund:				
Doenges Memorial Stadium	0.5	0.5	0	0
<b>Total Expenditures</b>	<b><u>15.67</u></b>	<b><u>17.69</u></b>	<b><u>17.31</u></b>	<b><u>17.31</u></b>

***CITY OF BARTLESVILLE***  
 2016-17 Operating Budget  
 Economic Development Fund – Summary

Fund Mission: To stimulate local economic development through the use of incentives and dissemination of favorable information about the local economy and culture.

---

Fund Description: The Economic Development Fund was established in 1986 when the City determined that a sustained effort was necessary to stimulate and grow the local economy in light of many ups and downs related to the City’s dependence upon the oil and gas industry. It is funded by a ¼% sales tax and a 2% Hotel Tax.

---

2016 Accomplishments: • N/A

---

2017 Objectives: • N/A

---

Budget Highlights: The major budgeted expenditure in this fund is for the City’s economic development contract with the Bartlesville Development Corporation (BDC). Other amounts in this fund are available to the BDC for various economic projects with Council approval.

<b>FUND 203 ECONOMIC DEVELOPMENT DEPT 538 ECONOMIC DEVELOPMENT</b>				
<b>2014-15 ACTUAL</b>	<b>2015-16 BUDGET</b>	<b>2015-16 ESTIMATE</b>	<b>2016-17 CITY MGR RECOMMENDS</b>	<b>2016-17 APPROVED BUDGET</b>
<b>\$31,224</b>	<b>\$4,907,321</b>	<b>\$3,163,190</b>	<b>\$3,334,519</b>	<b>\$3,334,519</b>

**CITY OF BARTLESVILLE**

2016-17 Operating Budget

Economic Development Fund – Expenditure and Revenue Summary

<b>EXPENDITURES BY DEPARTMENT OR PURPOSE</b>	<b>2014-15 ACTUAL</b>	<b>2015-16 BUDGET</b>	<b>2015-16 ESTIMATE</b>	<b>2016-17 BUDGET</b>
Economic Development	\$ 31,224	\$ 4,907,321	\$ 3,163,190	\$ 3,334,519
<b>Total Expenditures</b>	<b>\$ 31,224</b>	<b>\$ 4,907,321</b>	<b>\$ 3,163,190</b>	<b>\$ 3,334,519</b>

*Revenues*

<b>REVENUE BY SOURCE</b>	<b>2014-15 ACTUAL</b>	<b>2015-16 BUDGET</b>	<b>2015-16 ESTIMATE</b>	<b>2016-17 BUDGET</b>
Sales Tax	\$ 1,386,737	\$ 1,381,806	\$ 1,376,394	\$ 1,363,446
Hotel-Motel Tax	177,843	168,000	197,310	177,500
Interest and Investment Income	8,294	-	3,616	-
Fund Balance	1,837,793	3,357,515	3,379,443	1,793,573
<b>Total Available for Appropriation</b>	<b>\$ 3,410,667</b>	<b>\$ 4,907,321</b>	<b>\$ 4,956,763</b>	<b>\$ 3,334,519</b>

**CITY OF BARTLESVILLE**

2016-17 Operating Budget

Economic Development Fund – Economic Development – Line Item Detail

<b>CONTRACTUAL SERVICES</b>	<b>2014-15 ACTUAL</b>	<b>2015-16 BUDGET</b>	<b>2015-16 ESTIMATE</b>	<b>2016-17 REQUEST</b>	<b>CITY MGR REC</b>	<b>2016-17 APPROVED</b>
52510 OTHER SERVICES	\$ 28,763	\$ 4,057,321	\$ 2,173,190	\$ 2,344,519	\$ 2,344,519	\$ 2,344,519
52710 OPERATIONAL SERVICES	-	850,000	990,000	990,000	990,000	990,000
52950 MISCELLANEOUS	2,461	-	-	-	-	-
<b>TOTAL CONTRACTUAL SERVICES</b>	<b>\$ 31,224</b>	<b>\$ 4,907,321</b>	<b>\$ 3,163,190</b>	<b>\$ 3,334,519</b>	<b>\$ 3,334,519</b>	<b>\$ 3,334,519</b>
<b>TOTAL BUDGET</b>	<b>\$ 31,224</b>	<b>\$ 4,907,321</b>	<b>\$ 3,163,190</b>	<b>\$ 3,334,519</b>	<b>\$ 3,334,519</b>	<b>\$ 3,334,519</b>



# ***CITY OF BARTLESVILLE***

## **2016-17 Operating Budget**

### **E-911 Fund – Summary**

**Fund Mission:** To offer an enhanced E-911 service to the City of Bartlesville and surrounding areas providing dispatch assistance and coordination to all public safety entities in the area.

---

**Fund Description:** The E-911 Fund is financed by the levy of a monthly 5% fee on the telephone customers within Bartlesville and Dewey and the Bartlesville and Dewey exchanges in Osage County and a monthly 5% fee on other Washington County telephone customers. The Bartlesville Police Department is the agency which operates the E-911 Dispatch Center for these jurisdictions.

---

**2016 Accomplishments:**

- Began development of updated GIS mapping
- The Bartlesville-Washington County E911 Communications Center Activity for 2015:
  - Bartlesville Police: 19,973
  - Washington County SO: 4,944
  - Bartlesville Ambulance: 4,436
  - Bartlesville Fire: 3,598
  - Dewey Police: 1,320
  - Dewey Fire: 458
  - Ramona Police: 176

---

**2017 Objectives:**

- Upgrade the Dispatch Higher Ground recording program
- Install 911 phone service to the fourth station
- Update General Orders for the Dispatch Center
- Create question flip-charts to assist Dispatchers with questions to be asked of callers

---

**CITY OF BARTLESVILLE**

2016-17 Operating Budget

E-911 Fund – Summary

(continued)

Budget Highlights:

The transfer from the General Fund is to assist in paying E-911 dispatching costs. Dispatching was funded in full by the General Fund until the 911 system was installed. Costs of the 911 system are approximately twice the revenue generated by a 5% levy on phone services. This is due in part because no system of assessing cell phones has been implemented. Cell phones are eroding landline based phone systems and thus the revenue generated from them. Major expenditures include personnel costs, utilities, and a transfer to establish the City’s self insured health fund.

				<b>FUND 207 E-911 DEPT 275 EMERGENCY DISPATCH</b>	
<b>2014-15 ACTUAL</b>	<b>2015-16 BUDGET</b>	<b>2015-16 ESTIMATE</b>	<b>2016-17 CITY MGR RECOMMENDS</b>	<b>2016-17 APPROVED BUDGET</b>	
<b>\$893,064</b>	<b>\$937,954</b>	<b>\$925,356</b>	<b>\$962,083</b>	<b>\$962,083</b>	

**CITY OF BARTLESVILLE**  
 2016-17 Operating Budget  
 E-911 Fund – Expenditure and Revenue Summary

<b>EXPENDITURES BY DEPARTMENT OR PURPOSE</b>	<b>2014-15 ACTUAL</b>	<b>2015-16 BUDGET</b>	<b>2015-16 ESTIMATE</b>	<b>2016-17 BUDGET</b>
Emergency Dispatch	\$ 893,064	\$ 937,954	\$ 925,356	\$ 962,083
Reserves:       Compensated Absences Reserve	-	19,868	-	19,513
<b>Total Expenditures and Reserves</b>	<b><u>\$ 893,064</u></b>	<b><u>\$ 957,822</u></b>	<b><u>\$ 925,356</u></b>	<b><u>\$ 981,596</u></b>

*Revenues*

<b>REVENUE BY SOURCE</b>	<b>2014-15 ACTUAL</b>	<b>2015-16 BUDGET</b>	<b>2015-16 ESTIMATE</b>	<b>2016-17 BUDGET</b>
E-911 Service Tax	\$ 142,092	\$ 119,900	\$ 179,559	\$ 170,500
E-911 Wireless Fee	263,388	304,000	226,212	230,700
Charges for Services	2,200	2,500	2,514	2,500
Interest and Investment Income	96	59	59	-
Transfer In:       General	504,629	480,695	480,695	588,024
Fund Balance	6,847	50,372	26,189	(10,128)
<b>Total Available for Appropriation</b>	<b><u>\$ 919,252</u></b>	<b><u>\$ 957,526</u></b>	<b><u>\$ 915,228</u></b>	<b><u>\$ 981,596</u></b>

**CITY OF BARTLESVILLE**  
**2016-17 Operating Budget**  
**E-911 Fund – Emergency Dispatch – Line Item Detail**

<b>PERSONNEL SERVICES</b>	<b>2014-15 ACTUAL</b>	<b>2015-16 BUDGET</b>	<b>2015-16 ESTIMATE</b>	<b>2016-17 REQUEST</b>	<b>CITY MGR REC</b>	<b>2016-17 APPROVED</b>
51110 REGULAR SALARIES	\$ 526,750	\$ 538,000	\$ 530,450	\$ 561,000	\$ 561,000	\$ 561,000
51120 OVERTIME	13,220	17,000	16,567	18,000	18,000	18,000
51130 FICA	38,963	42,000	39,333	43,000	43,000	43,000
51140 GROUP INSURANCE	134,255	141,048	141,048	137,967	137,967	137,967
51150 DB RETIREMENT	44,097	44,000	48,866	54,000	54,000	54,000
51155 DC RETIREMENT	12,925	14,000	12,513	13,000	13,000	13,000
51180 UNEMPLOYMENT COMP	36	-	-	-	-	-
<b>TOTAL PERSONAL SERVICES</b>	<b>\$ 770,246</b>	<b>\$ 796,048</b>	<b>\$ 788,777</b>	<b>\$ 826,967</b>	<b>\$ 826,967</b>	<b>\$ 826,967</b>
<b>CONTRACTUAL SERVICES</b>						
52110 EMPLOYMENT SERVICES	\$ 2,705	\$ 4,000	\$ 4,028	\$ 4,000	\$ 4,000	\$ 4,000
52310 UTILITIES & COMMUNICATIONS	97,205	113,656	107,786	116,786	116,786	116,786
52510 OTHER SERVICES	18,669	11,110	8,330	53,330	8,330	8,330
52610 MAINT. & REPAIR SERVICE	403	1,000	-	1,000	1,000	1,000
<b>TOTAL CONTRACTUAL SERVICES</b>	<b>\$ 118,982</b>	<b>\$ 129,766</b>	<b>\$ 120,144</b>	<b>\$ 175,116</b>	<b>\$ 130,116</b>	<b>\$ 130,116</b>
<b>MATERIALS &amp; SUPPLIES</b>						
53110 OFFICE EQUIP. & SUPPLIES	\$ 3,086	\$ 1,500	\$ 2,935	\$ 3,000	\$ 3,000	\$ 3,000
53210 JANITORIAL SUPPLIES	270	-	-	-	-	-
53310 GENERAL SUPPLIES	480	9,340	13,500	1,000	1,000	1,000
53610 MAINT. & REPAIR MATERIALS	-	1,300	-	1,000	1,000	1,000
<b>TOTAL MATERIALS &amp; SUPPLIES</b>	<b>\$ 3,836</b>	<b>\$ 12,140</b>	<b>\$ 16,435</b>	<b>\$ 5,000</b>	<b>\$ 5,000</b>	<b>\$ 5,000</b>
<b>TOTAL BUDGET</b>						
	<b>\$ 893,064</b>	<b>\$ 937,954</b>	<b>\$ 925,356</b>	<b>\$ 1,007,083</b>	<b>\$ 962,083</b>	<b>\$ 962,083</b>

**CITY OF BARTLESVILLE**  
 2016-17 Operating Budget  
 E-911 Fund – Emergency Dispatch – Personnel and Capital Detail

FUND 207 E-911  
 DEPT 275 EMERGENCY DISPATCH

**PERSONNEL SCHEDULE**

<b>CLASSIFICATION</b>	<b>2013-14 ACTUAL NUMBER OF EMPLOYEES</b>	<b>2014-15 BUDGTED NUMBER OF EMPLOYEES</b>	<b>2014-15 ACTUAL NUMBER OF EMPLOYEES</b>	<b>2015-16 BUDGTED NUMBER OF EMPLOYEES</b>
Emergency Comm. Tech	13	15	15	15
<b>TOTAL</b>	<b>13</b>	<b>15</b>	<b>15</b>	<b>15</b>

***CITY OF BARTLESVILLE***  
2016-17 Operating Budget  
Special Library Fund – Summary

Fund Mission: To provide support to the Bartlesville Public Library for items that are beyond the ability of the Library’s operating budget to purchase.

---

Fund Description: This fund was established to provide additional support for the operation of the Bartlesville Public Library. Grant money from the Oklahoma Dept of Libraries, funding from the Bartlesville Library Trust Authority, and donations are the principal revenues of the Special Library Fund.

---

2016 Accomplishments:

- With grants from Phillips 66, the Library established a large print collection exclusively for the Books @ Home program
- State Aid monies replaced 4 catalog terminals
- A Health Literacy grant issued by the Oklahoma Department of Libraries provided the funds to host Health and Wellness programs

---

**CITY OF BARTLESVILLE**  
 2016-17 Operating Budget  
 Special Library Fund – Summary  
 (continued)

- 2017 Objectives:
- Secure funding to secure Literacy Assistants position for next fiscal year
  - Recruit additional tutors for literacy students to meet the growing demand
  - Continue to grow the e-book collection

Budget Highlights:           The major budgeted expenditures in this fund are for general supplies and replacement equipment.

<b>FUND 208 SPECIAL LIBRARY DEPT 421 LIBRARY</b>				
<b>2014-15 ACTUAL</b>	<b>2015-16 BUDGET</b>	<b>2015-16 ESTIMATE</b>	<b>2016-17 CITY MGR RECOMMENDS</b>	<b>2016-17 APPROVED BUDGET</b>
<b>\$148,784</b>	<b>\$166,283</b>	<b>\$165,729</b>	<b>\$152,700</b>	<b>\$152,700</b>

**CITY OF BARTLESVILLE**  
 2016-17 Operating Budget  
 Special Library Fund – Expenditure and Revenue Summary

<b>EXPENDITURES BY DEPARTMENT OR PURPOSE</b>	<b>2014-15 ACTUAL</b>	<b>2015-16 BUDGET</b>	<b>2015-16 ESTIMATE</b>	<b>2016-17 BUDGET</b>
Library	\$ 148,784	\$ 166,283	\$ 165,729	\$ 152,700
Reserves:       Compensated Absences Reserve	-	-	-	-
<b>Total Expenditures</b>	<b><u>\$ 148,784</u></b>	<b><u>\$ 166,283</u></b>	<b><u>\$ 165,729</u></b>	<b><u>\$ 152,700</u></b>

*Revenues*

<b>REVENUE BY SOURCE</b>	<b>2014-15 ACTUAL</b>	<b>2015-16 BUDGET</b>	<b>2015-16 ESTIMATE</b>	<b>2016-17 BUDGET</b>
Intergovernmental	\$ 47,252	\$ 21,500	\$ 52,901	\$ 20,000
Interest and Investment Income	936	-	664	-
Donations and Miscellaneous	25,446	-	5,570	-
Transfer In:       From BLTA	<u>68,413</u>	<u>50,000</u>	<u>50,000</u>	<u>65,000</u>
Fund Balance	<u>282,393</u>	<u>241,148</u>	<u>275,657</u>	<u>219,063</u>
<b>Total Available for Appropriation</b>	<b><u>\$ 424,440</u></b>	<b><u>\$ 312,648</u></b>	<b><u>\$ 384,792</u></b>	<b><u>\$ 304,063</u></b>



**CITY OF BARTLESVILLE**  
 2016-17 Operating Budget  
 Special Library Fund – Library – Line Item Detail

<b>PERSONNEL SERVICES</b>	<b>2014-15 ACTUAL</b>	<b>2015-16 BUDGET</b>	<b>2015-16 ESTIMATE</b>	<b>2016-17 REQUEST</b>	<b>CITY MGR REC</b>	<b>2016-17 APPROVED</b>
51110 REGULAR SALARIES	\$ 21,083	\$ 22,000	\$ 24,427	\$ 25,000	\$ 25,000	\$ 25,000
51130 FICA	1,613	2,000	1,869	2,000	2,000	2,000
<b>TOTAL PERSONAL SERVICES</b>	<b>\$ 22,696</b>	<b>\$ 24,000</b>	<b>\$ 26,296</b>	<b>\$ 27,000</b>	<b>\$ 27,000</b>	<b>\$ 27,000</b>
<b>CONTRACTUAL SERVICES</b>						
52110 EMPLOYMENT SERVICES	\$ -	\$ 2,000	\$ 650	\$ 900	\$ 900	\$ 900
52210 FINANCIAL SERVICES	-	-	-	-	-	-
52510 OTHER SERVICES	7,509	6,000	4,500	7,300	7,300	7,300
<b>TOTAL CONTRACTUAL SERVICES</b>	<b>\$ 7,509</b>	<b>\$ 8,000</b>	<b>\$ 5,150</b>	<b>\$ 8,200</b>	<b>\$ 8,200</b>	<b>\$ 8,200</b>
<b>MATERIALS &amp; SUPPLIES</b>						
53110 OFFICE EQUIP. & SUPPLIES	\$ 29,197	\$ 17,500	\$ 17,500	\$ 5,500	\$ 5,500	\$ 5,500
53310 GENERAL SUPPLIES	89,382	116,783	116,783	112,000	112,000	112,000
<b>TOTAL MATERIALS &amp; SUPPLIES</b>	<b>\$ 118,579</b>	<b>\$ 134,283</b>	<b>\$ 134,283</b>	<b>\$ 117,500</b>	<b>\$ 117,500</b>	<b>\$ 117,500</b>
<b>TOTAL BUDGET</b>	<b>\$ 148,784</b>	<b>\$ 166,283</b>	<b>\$ 165,729</b>	<b>\$ 152,700</b>	<b>\$ 152,700</b>	<b>\$ 152,700</b>

**CITY OF BARTLESVILLE**  
 2016-17 Operating Budget  
 Special Library Fund – Library – Personnel and Capital Detail

**FUND 208 SPECIAL LIBRARY  
 DEPT 421 LIBRARY**

**PERSONNEL SCHEDULE**

<b>CLASSIFICATION</b>	<b>2014-15 ACTUAL NUMBER OF EMPLOYEES</b>	<b>2015-16 BUDGTED NUMBER OF EMPLOYEES</b>	<b>2015-16 ACTUAL NUMBER OF EMPLOYEES</b>	<b>2016-17 BUDGTED NUMBER OF EMPLOYEES</b>
Literacy Assistant (2)	0.51	1.01	1.13	1.13
<b>TOTAL</b>	<b>0.51</b>	<b>1.01</b>	<b>1.13</b>	<b>1.13</b>

**CITY OF BARTLESVILLE**  
2016-17 Operating Budget  
Special Museum Fund – Summary

Fund Mission: To provide support to the Bartlesville Area History Museum for items that are beyond the ability of the Museum’s operating budget to purchase

---

Fund Description: This fund was established to provide additional support for the operation of the Bartlesville History Museum. Money from the Bartlesville History Museum Trust Authority and donations are the principal revenues of the Special Museum Fund.

---

2016 Accomplishments:

- The new video, *The City That Oil Built* was premiered at the Museum in April
- An IMLS Grant allowed staff to digitize 27,775 negatives from the Frank Griggs collection
- Received the Heil, Herman and Tisdale Photographic Collections

---

**CITY OF BARTLESVILLE**  
 2016-17 Operating Budget  
 Special Museum Fund – Summary  
 (continued)

2017 Objectives:

- Update/renovate the Cherokee Exhibit and Delaware Exhibit
- Rework the Oil Exhibit area to create a seating area to view the new oil video
- Seek additional funds by applying for the Martha Jane Starr Field of Interest Grant-Year 4
- Obtain a range of video interviews of area pioneers and elders to document their lives through storied history accounts for placement in the Museum

Budget Highlights:

The major budgeted expenditures in this fund are for general supplies and replacement equipment.

<b>FUND 209 SPECIAL MUSEUM DEPT 425 MUSUEM</b>				
2014-15 ACTUAL	2015-16 BUDGET	2015-16 ESTIMATE	2016-17 CITY MGR RECOMMENDS	2016-17 APPROVED BUDGET
\$37,166	\$57,110	\$44,837	\$45,500	\$45,500

**CITY OF BARTLESVILLE**  
 2016-17 Operating Budget  
 Special Museum Fund – Expenditure and Revenue Summary

<b>EXPENDITURES BY DEPARTMENT OR PURPOSE</b>	<b>2014-15 ACTUAL</b>	<b>2015-16 BUDGET</b>	<b>2015-16 ESTIMATE</b>	<b>2016-17 BUDGET</b>
Museum	\$ 37,166	\$ 57,110	\$ 44,837	\$ 45,500
<b>Total Expenditures</b>	<b>\$ 37,166</b>	<b>\$ 57,110</b>	<b>\$ 44,837</b>	<b>\$ 45,500</b>

*Revenues*

<b>REVENUE BY SOURCE</b>	<b>2014-15 ACTUAL</b>	<b>2015-16 BUDGET</b>	<b>2015-16 ESTIMATE</b>	<b>2016-17 BUDGET</b>
Interest and Investment Income	\$ 423	\$ -	\$ 293	\$ -
Donations and Miscellaneous	56,341	-	19,190	-
Transfer In: History Museum Trust	-	20,063	20,063	16,500
Fund Balance	119,460	103,568	139,058	133,767
<b>Total Available for Appropriation</b>	<b>\$ 176,224</b>	<b>\$ 123,631</b>	<b>\$ 178,604</b>	<b>\$ 150,267</b>

**CITY OF BARTLESVILLE**  
 2016-17 Operating Budget  
 Special Museum Fund – Museum – Line Item Detail

<b>PERSONNEL SERVICES</b>	<b>2014-15 ACTUAL</b>	<b>2015-16 BUDGET</b>	<b>2015-16 ESTIMATE</b>	<b>2016-17 REQUEST</b>	<b>CITY MGR REC</b>	<b>2016-17 APPROVED</b>
51110 REGULAR SALARIES	\$ 18,795	\$ 22,000	\$ 20,750	\$ 24,000	\$ 24,000	\$ 24,000
51130 FICA	1,438	2,000	1,587	2,000	2,000	2,000
<b>TOTAL PERSONAL SERVICES</b>	<b>\$ 20,233</b>	<b>\$ 24,000</b>	<b>\$ 22,337</b>	<b>\$ 26,000</b>	<b>\$ 26,000</b>	<b>\$ 26,000</b>
<b>CONTRACTUAL SERVICES</b>						
52410 PROFESSIONAL SERVICES	\$ 175	\$ 16,000	\$ -	\$ 6,000	\$ 6,000	\$ 6,000
52510 OTHER SERVICES	6,960	7,110	17,000	9,500	9,500	9,500
<b>TOTAL CONTRACTUAL SERVICES</b>	<b>\$ 7,135</b>	<b>\$ 23,110</b>	<b>\$ 17,000</b>	<b>\$ 15,500</b>	<b>\$ 15,500</b>	<b>\$ 15,500</b>
<b>MATERIALS &amp; SUPPLIES</b>						
53110 OFFICE EQUIP. & SUPPLIES	\$ 8,354	\$ -	\$ -	\$ -	\$ -	\$ -
53310 GENERAL SUPPLIES	1,222	10,000	5,500	4,000	4,000	4,000
53610 MAINT. & REPAIR MATERIALS	222	-	-	-	-	-
<b>TOTAL MATERIALS &amp; SUPPLIES</b>	<b>\$ 9,798</b>	<b>\$ 10,000</b>	<b>\$ 5,500</b>	<b>\$ 4,000</b>	<b>\$ 4,000</b>	<b>\$ 4,000</b>
<b>TOTAL BUDGET</b>	<b>\$ 37,166</b>	<b>\$ 57,110</b>	<b>\$ 44,837</b>	<b>\$ 45,500</b>	<b>\$ 45,500</b>	<b>\$ 45,500</b>

**CITY OF BARTLESVILLE**  
 2016-17 Operating Budget  
 Special Museum Fund – Museum – Personnel and Capital Detail

FUND 209 SPECIAL MUSEUM  
 DEPT 425 MUSUEM

**PERSONNEL SCHEDULE**

<u>CLASSIFICATION</u>	<u>2014-15 ACTUAL NUMBER OF EMPLOYEES</u>	<u>2015-16 BUDGTED NUMBER OF EMPLOYEES</u>	<u>2015-16 ACTUAL NUMBER OF EMPLOYEES</u>	<u>2016-17 BUDGTED NUMBER OF EMPLOYEES</u>
Temporary Clerk	1.16	0.68	0.68	0.68
Photo Archivist Clerk	0.5	0.5	0.5	0.5
<b>TOTAL</b>	<b>1.66</b>	<b>1.18</b>	<b>1.18</b>	<b>1.18</b>

**CITY OF BARTLESVILLE**  
 2016-17 Operating Budget  
 Municipal Airport Fund – Summary

Fund Mission: To provide quality airport facilities capable of meeting the needs of large corporate and small individual clients.

Fund Description: The Bartlesville Municipal Airport is owned by the City but operated under contract by Conoco-Phillips Global Aviation Services. The airport is available to the public and has large hangars and t-hangars available for rent. Conoco-Phillips donates most of the operating costs to the City as Conoco-Phillips only accepts the amount collected in rent as compensation for the operations.

2016 Accomplishments:
 

- There were insufficient funds for any of the planned projects on the Airport 5-year plan

2017 Objectives:
 

- Design of the FBO Apron Rehabilitation
- Possible phased construction of FBO Apron Rehabilitation based upon engineer’s estimate and availability of funds upon completion of design

Budget Highlights: The major budgeted expenditures in this fund are operational services, which is the amount paid to Conoco-Phillips as part of our operating agreement with them, and capital outlay for the improvement of the runways and taxiways. The amount of operational services paid to Conoco-Phillips has increased dramatically over the last two years, due to an increase in the rates that Conoco-Phillips is paying for their heavy use of the airport.

**FUND 240 MUNICIPAL AIRPORT  
 DEPT 147 AIRPORT**

2014-15 ACTUAL	2015-16 BUDGET	2015-16 ESTIMATE	2016-17 CITY MGR RECOMMENDS	2016-17 APPROVED BUDGET
(\$50,471)	\$110,957	\$63,935	\$265,599	\$265,599



**CITY OF BARTLESVILLE**  
 2016-17 Operating Budget  
 Municipal Airport Fund – Expenditure and Revenue Summary

<b>EXPENDITURES BY DEPARTMENT OR PURPOSE</b>	<b>2014-15 ACTUAL</b>	<b>2015-16 BUDGET</b>	<b>2015-16 ESTIMATE</b>	<b>2016-17 BUDGET</b>
Airport	\$ (50,471)	\$110,957	\$ 63,935	\$ 265,599
<b>Total Expenditures</b>	<b><u>\$ (50,471)</u></b>	<b><u>\$ 110,957</u></b>	<b><u>\$ 63,935</u></b>	<b><u>\$ 265,599</u></b>
<i>Revenues</i>				
<b>REVENUE BY SOURCE</b>	<b>2014-15 ACTUAL</b>	<b>2015-16 BUDGET</b>	<b>2015-16 ESTIMATE</b>	<b>2016-17 BUDGET</b>
Intergovernmental	\$ 202,755	\$ -	\$ 53,044	\$ -
Interest and Investment Income	941	-	676	-
Fund Balance	33,985	208,413	275,814	265,599
<b>Total Available for Appropriation</b>	<b><u>\$ 237,681</u></b>	<b><u>\$ 208,413</u></b>	<b><u>\$ 329,534</u></b>	<b><u>\$ 265,599</u></b>

**CITY OF BARTLESVILLE**  
 2016-17 Operating Budget  
 Municipal Airport Fund – Airport – Line Item Detail

<b>PERSONNEL SERVICES</b>	<b>2014-15 ACTUAL</b>	<b>2015-16 BUDGET</b>	<b>2015-16 ESTIMATE</b>	<b>2016-17 REQUEST</b>	<b>CITY MGR REC</b>	<b>2016-17 APPROVED</b>
51110 REGULAR SALARIES	\$ 50	\$ -	\$ -	\$ -	\$ -	\$ -
51130 FICA	4	-	-	-	-	-
51140 GROUP INSURANCE	9	-	-	-	-	-
51150 DB RETIREMENT	11	-	-	-	-	-
<b>TOTAL PERSONNEL SERVICES</b>	<b>\$ 74</b>	<b>\$ -</b>	<b>\$ -</b>	<b>\$ -</b>	<b>\$ -</b>	<b>\$ -</b>
<b>MATERIALS &amp; SUPPLIES</b>						
53610 MAINT. & REPAIR MATERIALS	\$ 941	\$ -	\$ 825	\$ -	\$ -	\$ -
<b>TOTAL MATERIALS &amp; SUPPLIES</b>	<b>\$ 941</b>	<b>\$ -</b>	<b>\$ 825</b>	<b>\$ -</b>	<b>\$ -</b>	<b>\$ -</b>
<b>CAPITAL OUTLAY</b>						
55930 OTHER IMPROVEMENTS	\$ (51,486)	\$ 110,957	\$ 63,110	\$ 265,599	\$ 265,599	\$ 265,599
<b>TOTAL CAPITAL OUTLAY</b>	<b>\$ (51,486)</b>	<b>\$ 110,957</b>	<b>\$ 63,110</b>	<b>\$ 265,599</b>	<b>\$ 265,599</b>	<b>\$ 265,599</b>
<b>TOTAL BUDGET</b>	<b>\$ (50,471)</b>	<b>\$ 110,957</b>	<b>\$ 63,935</b>	<b>\$ 265,599</b>	<b>\$ 265,599</b>	<b>\$ 265,599</b>

**CITY OF BARTLESVILLE**  
 2016-17 Operating Budget  
 Harshfield Library Donation Fund – Summary

Fund Mission: To provide support to the Bartlesville Public Library for items that are beyond the limits of the Library’s operating budget. Funds are to be used as a supplement to, but not a replacement for City provided revenue.

Fund Description: This fund was established to provide additional support for the operation of the Bartlesville Public Library through the Harshfield Library Donation. Funds will be used:

- To ensure Library programming including author visits and/or speakers of educational or literacy interest, and related expenses
- Provide additional resources not provided through the annual disbursements by the City, the Library Trust Authority, State Aid through ODL, or outside granting agencies
- Provide for extraordinary purchases

2016 Accomplishments: • Major building renovations continued through this fiscal year

2017 Objectives:

- Resume popular Decade Programming Event in April 2017.
- Increase public awareness to the materials and services provided by the Bartlesville Public Library. Contract for the creation of a library commercial that can be used as an advertising tool.
- Continue with building renovations until completion

Budget Highlights: Advertising, speaker fees, video conferencing fees, supplies for events, library enhancement and rental fees.

**FUND 241 Harshfield Library Donation Fund  
 DEPT 421 LIBRARY**

2014-15 ACTUAL	2015-16 BUDGET	2015-16 ESTIMATE	2016-17 CITY MGR RECOMMENDS	2016-17 APPROVED BUDGET
\$31,281	\$865,225	\$16,510	\$851,739	\$851,739

**CITY OF BARTLESVILLE**

2016-17 Operating Budget

Harshfield Library Donation Fund – Expenditure and Revenue Summary

<b>EXPENDITURES BY DEPARTMENT OR PURPOSE</b>	<b>2014-15 ACTUAL</b>	<b>2015-16 BUDGET</b>	<b>2015-16 ESTIMATE</b>	<b>2016-17 BUDGET</b>
Museum	\$ 31,281	\$ 30,200	\$ 16,510	\$ 50,000
Unallocated	-	835,025	-	801,739
<b>Total Expenditures</b>	<b><u>\$ 31,281</u></b>	<b><u>\$ 865,225</u></b>	<b><u>\$ 16,510</u></b>	<b><u>\$ 851,739</u></b>

*Revenues*

<b>REVENUE BY SOURCE</b>	<b>2014-15 ACTUAL</b>	<b>2015-16 BUDGET</b>	<b>2015-16 ESTIMATE</b>	<b>2016-17 BUDGET</b>
Donations and Miscellaneous	\$ 2,589	\$ -	\$ 1,891	\$ -
Fund Balance	859,050	865,225	866,358	851,739
<b>Total Available for Appropriation</b>	<b><u>\$ 861,639</u></b>	<b><u>\$ 865,225</u></b>	<b><u>\$ 868,249</u></b>	<b><u>\$ 851,739</u></b>

**CITY OF BARTLESVILLE**  
 2016-17 Operating Budget  
 Harshfield Library Donation Fund – Library – Line Item Detail

<b>CONTRACTUAL SERVICES</b>	<b>2014-15 ACTUAL</b>	<b>2015-16 BUDGET</b>	<b>2015-16 ESTIMATE</b>	<b>2016-17 REQUEST</b>	<b>CITY MGR REC</b>	<b>2016-17 APPROVED</b>
52410 PROFESSIONAL SERVICES	\$ -	\$ 18,250	\$ -	\$ 18,250	\$ 18,250	\$ 18,250
52510 OTHER SERVICES	28,780	5,000	9,140	5,000	5,000	5,000
<b>TOTAL CONTRACTUAL SERVICES</b>	<b>\$ 28,780</b>	<b>\$ 23,250</b>	<b>\$ 9,140</b>	<b>\$ 23,250</b>	<b>\$ 23,250</b>	<b>\$ 23,250</b>
<b>MATERIALS &amp; SUPPLIES</b>						
53310 GENERAL SUPPLIES	\$ 2,501	\$ 6,950	\$ 4,903	\$ 6,950	\$ 6,950	\$ 6,950
53610 MAINT. & REPAIR MATERIALS	-	-	2,467	19,800	19,800	19,800
<b>TOTAL MATERIALS &amp; SUPPLIES</b>	<b>\$ 2,501</b>	<b>\$ 6,950</b>	<b>\$ 7,370</b>	<b>\$ 26,750</b>	<b>\$ 26,750</b>	<b>\$ 26,750</b>
<b>TOTAL BUDGET</b>	<b>\$ 31,281</b>	<b>\$ 30,200</b>	<b>\$ 16,510</b>	<b>\$ 50,000</b>	<b>\$ 50,000</b>	<b>\$ 50,000</b>

**CITY OF BARTLESVILLE**  
 2016-17 Operating Budget  
 Restricted Revenue Fund – Summary

Fund Mission: To accept restricted use revenues on behalf of operating departments and track the expenditures of these restricted funds.

---

Fund Description: The Restricted Revenue fund was established several years ago to receive and disburse funds the City receives with specific purposes attached as a condition and for accounting for certain grant funds.

---

2016 Accomplishments: • Purchased additional equipment deemed necessary for Operations Division, Criminal Investigations Division, and Training Division & Administration at the Police Department

---

2017 Objectives: • Purchase additional equipment deemed necessary for Operations Division, Criminal Investigations Division, and Training Division & Administration at the Police Department

---

Budget Highlights: The major budgeted expenditures in this fund include equipment for the Fire and Police departments, street improvements, the Centennial Plaza project in the Park and Recreation department, and renovations to Veteran’s Park and Frontier Pool.

**FUND 243 RESTRICTED REVENUE  
 ALL DEPARTMENTS**

2014-15 ACTUAL	2015-16 BUDGET	2015-16 ESTIMATE	2016-17 CITY MGR RECOMMENDS	2016-17 APPROVED BUDGET
\$437,526	\$238,560	\$73,964	\$248,006	\$248,006

**CITY OF BARTLESVILLE**  
 2016-17 Operating Budget  
 Restricted Revenue Fund – Expenditure and Revenue Summary

<b>EXPENDITURES BY DEPARTMENT OR PURPOSE</b>	<b>2014-15 ACTUAL</b>	<b>2015-16 BUDGET</b>	<b>2015-16 ESTIMATE</b>	<b>2016-17 BUDGET</b>
General Services	\$ 57,350	\$ 41,495	\$ 14,542	\$ 58,636
Cemetery	-	1,254	-	17,499
Community Development	-	188	-	-
Fire	31,717	33,818	11,552	22,422
Police	29,572	102,226	43,768	51,650
Park and Recreation	318,887	47,443	4,102	84,532
Swimming Pools	-	10,986	-	6,192
Stadium	-	1,150	-	7,075
<b>Total Expenditures</b>	<b><u>\$ 437,526</u></b>	<b><u>\$ 238,560</u></b>	<b><u>\$ 73,964</u></b>	<b><u>\$ 248,006</u></b>

*Revenues*

<b>REVENUE BY SOURCE</b>	<b>2014-15 ACTUAL</b>	<b>2015-16 BUDGET</b>	<b>2015-16 ESTIMATE</b>	<b>2016-17 BUDGET</b>
Donations and Miscellaneous	\$ 202,776	\$ -	\$ 351,179	\$ -
Fund Balance	206,201	238,962	(29,209)	248,006
<b>Total Available for Appropriation</b>	<b><u>\$ 408,977</u></b>	<b><u>\$ 238,962</u></b>	<b><u>\$ 321,970</u></b>	<b><u>\$ 248,006</u></b>

**CITY OF BARTLESVILLE**  
 2016-17 Operating Budget  
 Restricted Revenue Fund – Expense Outlay Detail

*Expense Schedule*

<b>DEPARTMENT</b>	<b>PROJECT NUMBER</b>	<b>DESCRIPTION</b>	<b>14/15 ACTUAL</b>	<b>15/16 BUDGET</b>	<b>15/16 ESTIMATE</b>	<b>16/17 BUDGET</b>
170	04037	Homeland Security	-	109	-	109
170	13112	Freedom Flag	1,176	8,802	840	7,963
170	15045	Copier Lease Buyout	56,174	32,584	13,702	15,713
170	16023	Sale of Second St Property	-	-	-	34,851
		<b>Total Building Maintenance</b>	<b>57,350</b>	<b>41,495</b>	<b>14,542</b>	<b>58,636</b>
174	04012	Luminary Beautification	-	1,154	-	16,199
174	99051	Bell Tower Maintenance	-	100	-	1,300
		<b>Total Cemetery</b>	<b>-</b>	<b>1,254</b>	<b>-</b>	<b>17,499</b>
180	10034	Bicycle Rodeo	-	188	-	-
		<b>Total Community Development</b>	<b>-</b>	<b>188</b>	<b>-</b>	<b>-</b>
250	99005	Albright Fire Trust	775	266	-	266
250	99042	General Fire Donations	1,000	3,892	-	3,729
250	13064	Communication Equipment	-	8,676	-	8,676
250	15039	Fire Prevention and Safety Grant	4,942	20,984	10,552	9,751
250	15041	P66 Public Safety Donation	25,000	-	-	-
250	15048	Firefighter 5k	-	-	1,000	-
		<b>Total Fire</b>	<b>31,717</b>	<b>33,818</b>	<b>11,552</b>	<b>22,422</b>
270	10043	Walton Family	-	973	-	-
270	10046	SOT-Special Operations Team	-	6,020	872	101
270	11026	Cherokee Nation Radio Repeaters	-	1,000	1,733	2,992
270	11028	Drug Containers	-	250	2,490	-
270	99006	Albright Police Trust	-	6	-	250
270	99028	Federal Drug Task Force Reimbursements	5,203	358	23,270	-
270	99030	Police Reserve	-	588	-	2,515
270	99031	Police Explorer	-	-	249	-
270	99036	K9 police dog	-	-	4,000	970
270	14001	SWAT Training	-	39,536	-	-
270	15040	Police Benefit Fund Donation	-	41,815	4,000	15,000



**CITY OF BARTLESVILLE**  
 2016-17 Operating Budget  
 Restricted Revenue Fund – Expense Outlay Detail  
 (continued)

*Expense Schedule*  
 (continued)

DEPARTMENT	PROJECT NUMBER	DESCRIPTION	14/15 ACTUAL	15/16 BUDGET	15/16 ESTIMATE	16/17 BUDGET
270	15041	P66 Public Safety Donation	24,369	1,450	1,172	25
270	15042	Cherokee Nation- Police Car Donation	-	10,230	5,982	10,000
270	16022	Safe Oklahoma Grant	-	-	-	19,797
		<b>Total Police</b>	<b>29,572</b>	<b>102,226</b>	<b>43,768</b>	<b>51,650</b>
431	00016	Centennial Plaza	-	2,100	-	37,008
431	04006	MJ Lee Lake Improvement	232,875	-	-	-
431	10023	Bruce Goff Tower	71,608	-	-	28,292
431	10024	Dog Park Donations	-	315	-	230
431	10045	Leadership Bartlesville Class XIX Project	-	-	-	123
431	11013	McAlister Park	8,929	2,235	2,235	-
431	11027	Leadership Bartlesville Class XX Project	-	5,939	-	-
431	14006	Pathfinder Imp	600	2,000	1,867	1,712
431	12020	Sale of Park Property	4,875	-	-	1,861
431	99033	Sante Fe Engine Preservation	-	644	-	315
431	99037	Arutunoff Softball Fields	-	792	-	2,235
431	99038	Flag Football Fields	-	2,399	-	6,064
431	99039	MJ Lee Soccer Fields	-	17,650	-	895
431	99040	Robinwood Soccer Fields	-	6,441	-	1,043
431	99047	Sooner Jr	-	6,928	-	3,254
431	99048	Price Fields NE Quad	-	-	-	500
431	16024	Monarch Butterfly Garden	-	-	-	1,000
		<b>Total Parks and Recreation</b>	<b>318,887</b>	<b>47,443</b>	<b>4,102</b>	<b>84,532</b>
432	08029	<b>Frontier Park Project</b>	-	<b>10,986</b>	-	<b>6,192</b>
476	10026	<b>Stadium renovations</b>	-	<b>1,150</b>	-	<b>7,075</b>
<b>TOTAL</b>			<b>\$ 437,526</b>	<b>\$ 238,560</b>	<b>\$ 73,964</b>	<b>\$ 248,006</b>

**CITY OF BARTLESVILLE**  
2016-17 Operating Budget  
Golf Course Memorial Fund – Summary

Fund Mission: To receive donations and other golf revenues that are restricted for the purpose of golf course improvements and to account for the expenditure of such funds.

---

Fund Description: The Golf Course Memorial fund was established when members of the Adams Golf Club requested it so that gifts could be made to the Golf Course for purposes of improving it. They wanted to assure that the intended improvements were made and that the money would not be used for everyday operations.

---

2016 Accomplishments: 

- Raised \$24,000 from proceeds of Memorial Day tournament. We purchased to new tractor with those funds for mowing roughs

---

2017 Objectives: 

- Raise \$15,000 to \$20,000 from memorial tournament to purchase trees and utility vehicles for the golf course

---

Budget Highlights: The major budgeted expenditures in this fund are for maintenance and repairs and a transfer to the Bond Financing fund. The transfer to the Bond Financing Fund is to reimburse that fund for an advance which enabled the balance of the renovation project to be completed in a single phase rather than phased over several years. As of July 1, 2006, the balance owed to the Bond Financing Fund is \$63,000. This amount will be paid back over a few years by revenue generated from a \$1.00 per round assessment on green fees and memberships.

***CITY OF BARTLESVILLE***  
 2016-17 Operating Budget  
 Golf Course Memorial Fund – Summary  
 (continued)

**FUND 244 GOLF COURSE MEMORIAL  
 DEPT 445 GOLF COURSE**

<b>2014-15 ACTUAL</b>	<b>2015-16 BUDGET</b>	<b>2015-16 ESTIMATE</b>	<b>2016-17 CITY MGR RECOMMENDS</b>	<b>2016-17 APPROVED BUDGET</b>
<b>\$15,796</b>	<b>\$23,706</b>	<b>\$23,669</b>	<b>\$18,414</b>	<b>\$18,414</b>

**CITY OF BARTLESVILLE**  
 2016-17 Operating Budget  
 Golf Course Memorial Fund – Expenditure and Revenue Summary

*Expenditures and Reserves*

<b>EXPENDITURES BY DEPARTMENT OR PURPOSE</b>	<b>2014-15 ACTUAL</b>	<b>2015-16 BUDGET</b>	<b>2015-16 ESTIMATE</b>	<b>2016-17 BUDGET</b>
Municipal Golf Course	\$ 15,796	\$ 23,706	\$ 23,669	\$ 18,414
<b>Total Expenditures</b>	<b>\$ 15,796</b>	<b>\$ 23,706</b>	<b>\$ 23,669</b>	<b>\$ 18,414</b>

*Revenues*

<b>REVENUE BY SOURCE</b>	<b>2014-15 ACTUAL</b>	<b>2015-16 BUDGET</b>	<b>2015-16 ESTIMATE</b>	<b>2016-17 BUDGET</b>
Charges for Services	\$ -	\$ -	\$ -	\$ -
Interest and Investment Income	63	-	21	-
Donations and Miscellaneous	17,717	-	17,000	-
Fund Balance	23,078	9,206	25,062	18,414
<b>Total Available for Appropriation</b>	<b>\$ 40,858</b>	<b>\$ 9,206</b>	<b>\$ 42,083</b>	<b>\$ 18,414</b>

**CITY OF BARTLESVILLE**  
 2016-17 Operating Budget  
 Golf Course Memorial Fund – Golf Course – Line Item Detail

<b>CONTRACTUAL SERVICES</b>	<b>2014-15 ACTUAL</b>	<b>2015-16 BUDGET</b>	<b>2015-16 ESTIMATE</b>	<b>2016-17 REQUEST</b>	<b>CITY MGR REC</b>	<b>2016-17 APPROVED</b>
52510 OTHER SERVICES	\$ 1,342	\$ -	\$ -	\$ -	\$ -	\$ -
<b>TOTAL CONTRACTUAL SERVICES</b>	<b>\$ 1,342</b>	<b>\$ -</b>	<b>\$ -</b>	<b>\$ -</b>	<b>\$ -</b>	<b>\$ -</b>
<b>MATERIALS &amp; SUPPLIES</b>						
53310 GENERAL SUPPLIES	\$ 10,731	\$ -	\$ -	\$ -	\$ -	\$ -
53410 TOOLS & EQUIPMENT	1,181	-	-	-	-	-
53610 MAINT. & REPAIR MATERIALS	2,542	9,206	-	-	-	-
<b>TOTAL MATERIALS &amp; SUPPLIES</b>	<b>\$ 14,454</b>	<b>\$ 9,206</b>	<b>\$ -</b>	<b>\$ -</b>	<b>\$ -</b>	<b>\$ -</b>
<b>CAPITAL OUTLAY</b>						
55960 VEHICLES & EQUIPMENT	\$ -	\$ 14,500	\$ 23,669	\$ 18,414	\$ 18,414	\$ 18,414
<b>TOTAL CAPITAL OUTLAY</b>	<b>\$ -</b>	<b>\$ 14,500</b>	<b>\$ 23,669</b>	<b>\$ 18,414</b>	<b>\$ 18,414</b>	<b>\$ 18,414</b>
<b>TOTAL BUDGET</b>	<b>\$ 15,796</b>	<b>\$ 23,706</b>	<b>\$ 23,669</b>	<b>\$ 18,414</b>	<b>\$ 18,414</b>	<b>\$ 18,414</b>

# **CITY OF BARTLESVILLE**

## **2016-17 Operating Budget**

### **JAG Fund – Summary**

**Fund Mission:** To provide for the receipt of LLEBG and JAG grant funds and to account for the expenditure of such funds.

---

**Fund Description:** The JAG Fund was established originally to account for the receipt and disbursement of Police grant funds associated with the Local Law Enforcement Block Grant (LLEBG). The LLEBG was discontinued and replaced by the Police JAG grant. It is anticipated that the JAG grant will also be discontinued in the near future. After the final JAG funds have been received and spent, this fund will be closed.

---

**2016 Accomplishments:** • This Grant is no longer available

---

**2017 Objectives:** • N/A

---

**Budget Highlights:** The only budgeted expenditure in this fund is for Police department general supplies.

#### **FUND 262 LOCAL LAW ENFORCEMENT BLOCK GRANT DEPT 270 POLICE**

<b>2014-15 ACTUAL</b>	<b>2015-16 BUDGET</b>	<b>2015-16 ESTIMATE</b>	<b>2016-17 CITY MGR RECOMMENDS</b>	<b>2016-17 APPROVED BUDGET</b>
<b>\$13,434</b>	<b>\$33,182</b>	<b>\$3,850</b>	<b>\$39,606</b>	<b>\$39,606</b>

---

**CITY OF BARTLESVILLE**  
 2016-17 Operating Budget  
 JAG Fund – Expenditure and Revenue Summary

*Expenditures and Reserves*

<b>EXPENDITURES BY DEPARTMENT OR PURPOSE</b>	<b>2014-15 ACTUAL</b>	<b>2015-16 BUDGET</b>	<b>2015-16 ESTIMATE</b>	<b>2016-17 BUDGET</b>
Police	\$ 13,434	\$ 33,182	\$ 3,850	\$ 39,606
<b>Total Expenditures</b>	<b>\$ 13,434</b>	<b>\$ 33,182</b>	<b>\$ 3,850</b>	<b>\$ 39,606</b>

*Revenues*

<b>REVENUE BY SOURCE</b>	<b>2014-15 ACTUAL</b>	<b>2015-16 BUDGET</b>	<b>2015-16 ESTIMATE</b>	<b>2016-17 BUDGET</b>
Intergovernmental	\$ 17,739	\$ -	\$ 2,695	\$ -
Interest and Investment Income	113	-	89	-
Fund Balance	36,254	33,182	40,672	39,606
<b>Total Available for Appropriation</b>	<b>\$ 54,106</b>	<b>\$ 33,182</b>	<b>\$ 43,456</b>	<b>\$ 39,606</b>

**CITY OF BARTLESVILLE**  
 2016-17 Operating Budget  
 JAG Fund – Police – Line Item Detail

<b>MATERIALS &amp; SUPPLIES</b>	<b>2014-15 ACTUAL</b>	<b>2015-16 BUDGET</b>	<b>2015-16 ESTIMATE</b>	<b>2016-17 REQUEST</b>	<b>CITY MGR REC</b>	<b>2016-17 APPROVED</b>
53310 GENERAL SUPPLIES	\$ 10,195	\$ 33,182	\$ 3,850	\$ 39,606	\$ 39,606	\$ 39,606
53410 TOOLS & EQUIPMENT	<u>3,239</u>	<u>-</u>	<u>-</u>	<u>-</u>	<u>-</u>	<u>-</u>
<b>TOTAL MATERIALS &amp; SUPPLIES</b>	<u>\$ 13,434</u>	<u>\$ 33,182</u>	<u>\$ 3,850</u>	<u>\$ 39,606</u>	<u>\$ 39,606</u>	<u>\$ 39,606</u>
<b>TOTAL BUDGET</b>	<u>\$ 13,434</u>	<u>\$ 33,182</u>	<u>\$ 3,850</u>	<u>\$ 39,606</u>	<u>\$ 39,606</u>	<u>\$ 39,606</u>



**CITY OF BARTLESVILLE**

2016-17 Operating Budget  
COPS Grant Fund – Summary

Fund Mission: To provide for the receipt COPS Grant.

---

Fund Description: The COPS Grant Fund was established originally to account for the receipt and disbursement of Police grant funds associated with the COPS Grant. After the final COPS Grant funds have been received and spent, this fund will be closed.

---

2016 Accomplishments: • Expended all funds and closed

---

2017 Objectives: • N/A

---

Budget Highlights: The only budgeted expenditure in this fund is for Police department technology upgrades.

<b>FUND 263 POLICE GRANT FUND DEPT 270 POLICE</b>				
<b>2014-15 ACTUAL</b>	<b>2015-16 BUDGET</b>	<b>2015-16 ESTIMATE</b>	<b>2016-17 CITY MGR RECOMMENDS</b>	<b>2016-17 APPROVED BUDGET</b>
<b>\$0</b>	<b>\$0</b>	<b>\$0</b>	<b>\$0</b>	<b>\$0</b>

---

**CITY OF BARTLESVILLE**  
 2016-17 Operating Budget  
 COPS Grant Fund – Expenditure and Revenue Summary

*Expenditures and Reserves*

<b>EXPENDITURES BY DEPARTMENT OR PURPOSE</b>	<b>2014-15 ACTUAL</b>	<b>2015-16 BUDGET</b>	<b>2015-16 ESTIMATE</b>	<b>2016-17 BUDGET</b>
Police	\$ -	\$ -	\$ -	\$ -
<b>Total Expenditures</b>	<b>\$ -</b>	<b>\$ -</b>	<b>\$ -</b>	<b>\$ -</b>

*Revenues*

<b>REVENUE BY SOURCE</b>	<b>2014-15 ACTUAL</b>	<b>2015-16 BUDGET</b>	<b>2015-16 ESTIMATE</b>	<b>2016-17 BUDGET</b>
Intergovernmental	\$ 3,773	\$ -	\$ -	\$ -
Fund Balance	(3,773)	-	-	-
<b>Total Available for Appropriation</b>	<b>\$ -</b>	<b>\$ -</b>	<b>\$ -</b>	<b>\$ -</b>

**CITY OF BARTLESVILLE**  
 2016-17 Operating Budget  
 COPS Grant Fund – Police – Line Item Detail

<b>CONTRACTUAL SERVICES</b>	<b>2014-15 ACTUAL</b>	<b>2015-16 BUDGET</b>	<b>2015-16 ESTIMATE</b>	<b>2016-17 REQUEST</b>	<b>CITY MGR REC</b>	<b>2016-17 APPROVED</b>
52510 OTHER SERVICES	\$ -	\$ -	\$ -	\$ -	\$ -	\$ -
52610 MAINT. & REPAIR SERVICE	-	-	-	-	-	-
<b>TOTAL CONTRACTUAL SERVICES</b>	<u>\$ -</u>	<u>\$ -</u>	<u>\$ -</u>	<u>\$ -</u>	<u>\$ -</u>	<u>\$ -</u>
<b>MATERIALS &amp; SUPPLIES</b>						
53310 GENERAL SUPPLIES	\$ -	\$ -	\$ -	\$ -	\$ -	\$ -
<b>TOTAL MATERIALS &amp; SUPPLIES</b>	<u>\$ -</u>	<u>\$ -</u>	<u>\$ -</u>	<u>\$ -</u>	<u>\$ -</u>	<u>\$ -</u>
<b>CAPITAL OUTLAY</b>						
55930 OTHER IMPROVEMENTS	\$ -	\$ -	\$ -	\$ -	\$ -	\$ -
<b>TOTAL CAPITAL OUTLAY</b>	<u>\$ -</u>	<u>\$ -</u>	<u>\$ -</u>	<u>\$ -</u>	<u>\$ -</u>	<u>\$ -</u>
<b>TOTAL BUDGET</b>	<u>\$ -</u>	<u>\$ -</u>	<u>\$ -</u>	<u>\$ -</u>	<u>\$ -</u>	<u>\$ -</u>

**CITY OF BARTLESVILLE**  
 2016-17 Operating Budget  
 Neighborhood Park Fund – Summary

Fund Mission: To assist in the maintenance and development of the parks and pathways of the City of Bartlesville.

---

Fund Description: The Neighborhood Park and Recreation fund was established to receive and disburse funds generated by the Park fee imposed on new residential developments within the City. The fee is \$500 per acre or portion thereof.

---

2016 Accomplishments: • N/A

---

2017 Objectives: • N/A

---

Budget Highlights: The only budgeted expenditures in this fund are for a transfer to BMA – General that is being used to pay debt service on the purchase of new park land adjacent to Johnstone Park.

**FUND 271 NEIGHBORHOOD PARK  
 DEPT 431 PARK & RECREATION**

2014-15 ACTUAL	2015-16 BUDGET	2015-16 ESTIMATE	2016-17 CITY MGR RECOMMENDS	2016-17 APPROVED BUDGET
\$0	\$0	\$0	\$8,108	\$8,108

**CITY OF BARTLESVILLE**  
 2016-17 Operating Budget  
 Neighborhood Park Fund – Expenditure and Revenue Summary

*Expenditures and Reserves*

<b>EXPENDITURES BY DEPARTMENT OR PURPOSE</b>	<b>2014-15 ACTUAL</b>	<b>2015-16 BUDGET</b>	<b>2015-16 ESTIMATE</b>	<b>2016-17 BUDGET</b>
Park and Recreation	\$ -	\$ -	\$ -	\$ 8,108
<b>Total Expenditures</b>	<b>\$ -</b>	<b>\$ -</b>	<b>\$ -</b>	<b>\$ 8,108</b>

*Revenues*

<b>REVENUE BY SOURCE</b>	<b>2014-15 ACTUAL</b>	<b>2015-16 BUDGET</b>	<b>2015-16 ESTIMATE</b>	<b>2016-17 BUDGET</b>
Interest and Investment Income	\$ 12	\$ -	\$ 18	\$ -
Donations and Miscellaneous	-	-	-	-
Fund Balance	2,422	2,427	8,090	8,108
<b>Total Available for Appropriation</b>	<b>\$ 2,434</b>	<b>\$ 2,427</b>	<b>\$ 8,108</b>	<b>\$ 8,108</b>

**CITY OF BARTLESVILLE**  
 2016-17 Operating Budget  
 Neighborhood Park Fund – Park & Recreation – Line Item Detail

<b>CAPITAL OUTLAY</b>	<b>2014-15 ACTUAL</b>	<b>2015-16 BUDGET</b>	<b>2015-16 ESTIMATE</b>	<b>2016-17 REQUEST</b>	<b>CITY MGR REC</b>	<b>2016-17 APPROVED</b>
55930 OTHER IMPROVEMENTS	\$ -	\$ -	\$ -	\$ 8,108	\$ 8,108	\$ 8,108
<b>TOTAL CAPITAL OUTLAY</b>	<u>\$ -</u>	<u>\$ -</u>	<u>\$ -</u>	<u>\$ 8,108</u>	<u>\$ 8,108</u>	<u>\$ 8,108</u>
<b>TOTAL BUDGET</b>	<u>\$ -</u>	<u>\$ -</u>	<u>\$ -</u>	<u>\$ 8,108</u>	<u>\$ 8,108</u>	<u>\$ 8,108</u>

**CITY OF BARTLESVILLE**  
 2016-17 Operating Budget  
 Cemetery Perpetual Care Fund – Summary

Fund Mission: To expand and improve the City owned White Rose Cemetery utilizing State mandated funds and all accrued earnings.

---

Fund Description: The Cemetery Perpetual Care fund is mandated by State Law for operators of cemeteries. A portion of each lot sale and interment income is required to be deposited in the fund. Principal may only be used for capital improvements to the cemetery and for purchase of land. Interest and other income may be used for operations.

---

2016 Accomplishments:
 

- Year 1 of the new fencing project began this fiscal year. Plans are to replace the chain link fencing with iron fencing. Installation of the first sections will begin before the end of the fiscal year

---

2017 Objectives:
 

- Continue with the iron fencing project

---

Budget Highlights: The only budgeted expenditures for this fund are for various improvements to the cemetery.

**FUND 274 CEMETERY PERPETUAL CARE  
 DEPT 174 CEMETERY**

2014-15 ACTUAL	2015-16 BUDGET	2015-16 ESTIMATE	2016-17 CITY MGR RECOMMENDS	2016-17 APPROVED BUDGET
\$600	\$79,996	\$3,300	\$72,745	\$72,745

---

**CITY OF BARTLESVILLE**  
 2016-17 Operating Budget  
 Cemetery Perpetual Care Fund – Expenditure and Revenue Summary

*Expenditures and Reserves*

<b>EXPENDITURES BY DEPARTMENT OR PURPOSE</b>	<b>2014-15 ACTUAL</b>	<b>2015-16 BUDGET</b>	<b>2015-16 ESTIMATE</b>	<b>2016-17 BUDGET</b>
Cemetery	\$ 600	\$ 79,996	\$ 3,300	\$ 72,745
<b>Total Expenditures</b>	<b>\$ 600</b>	<b>\$ 79,996</b>	<b>\$ 3,300</b>	<b>\$ 72,745</b>

*Revenues*

<b>REVENUE BY SOURCE</b>	<b>2014-15 ACTUAL</b>	<b>2015-16 BUDGET</b>	<b>2015-16 ESTIMATE</b>	<b>2016-17 BUDGET</b>
Charges for Services	\$ 2,561	\$ 3,800	\$ 1,696	\$ 1,500
Interest and Investment Income	221	-	164	-
Donations and Miscellaneous	-	-	-	-
Fund Balance	72,685	76,196	72,685	71,245
<b>Total Available for Appropriation</b>	<b>\$ 75,467</b>	<b>\$ 79,996</b>	<b>\$ 74,545</b>	<b>\$ 72,745</b>



**CITY OF BARTLESVILLE**  
 2016-17 Operating Budget  
 Cemetery Perpetual Care Fund – Cemetery – Line Item Detail

<b>CONTRACTUAL SERVICES</b>	<b>2014-15 ACTUAL</b>	<b>2015-16 BUDGET</b>	<b>2015-16 ESTIMATE</b>	<b>2016-17 REQUEST</b>	<b>CITY MGR REC</b>	<b>2016-17 APPROVED</b>
52510 OTHER SERVICES	\$ -	\$ -	\$ -	\$ -	\$ -	\$ -
<b>TOTAL CONTRACTUAL SERVICES</b>	<u>\$ -</u>	<u>\$ -</u>	<u>\$ -</u>	<u>\$ -</u>	<u>\$ -</u>	<u>\$ -</u>
<b>MATERIALS &amp; SUPPLIES</b>						
53110 OFFICE EQUIP. & SUPPLIES	\$ -	\$ 79,996	\$ -	\$ 72,745	\$ 72,745	\$ 72,745
53310 GENERAL SUPPLIES	600	-	3,300	-	-	-
<b>TOTAL MATERIALS &amp; SUPPLIES</b>	<u>\$ 600</u>	<u>\$ 79,996</u>	<u>\$ 3,300</u>	<u>\$ 72,745</u>	<u>\$ 72,745</u>	<u>\$ 72,745</u>
<b>TOTAL BUDGET</b>	<u>\$ 600</u>	<u>\$ 79,996</u>	<u>\$ 3,300</u>	<u>\$ 72,745</u>	<u>\$ 72,745</u>	<u>\$ 72,745</u>

**CITY OF BARTLESVILLE**  
 2016-17 Operating Budget  
 Memorial Stadium Operating Fund – Summary

Fund Mission: To operate, improve, and maintain the Doenges Memorial Stadium in order to create a unique experience for athletes and spectators alike.

---

Fund Description: The Stadium Operating Fund was established in 1999 to receive the proceeds of stadium rentals which were approved by the City Council and the Stadium Operating Committee. The proceeds from these sources, along with a general fund subsidy, are used exclusively for the operation, improvement, and maintenance of the Doenges Memorial Stadium.

---

2016 Accomplishments:
 

- Successfully negotiated a 10-year lease agreement with the Bartlesville Public School District for the use of Doenges Memorial Stadium, by which the School District assumes primary responsibility for the condition, operation, repair and maintenance of the Stadium, in return for the use of the Stadium as the home park of the Bartlesville Bruin High School baseball team

---

2017 Objectives:
 

- Continue to support the School District in its use, maintenance, and management of the Stadium

---

Budget Highlights: The major budgeted expenditures for this fund are personnel costs, utilities, maintenance and repair services, and various stadium improvements and upgrades.

**FUND 276 MEMORIAL STADIUM OPERATING  
 DEPT 476 DOENGES MEMORIAL STADIUM**

2014-15 ACTUAL	2015-16 BUDGET	2015-16 ESTIMATE	2016-17 CITY MGR RECOMMENDS	2016-17 APPROVED BUDGET
\$59,758	\$68,000	\$38,460	\$30,000	\$30,000

**CITY OF BARTLESVILLE**  
 2016-17 Operating Budget  
 Memorial Stadium Operating Fund – Expenditure and Revenue Summary

*Expenditures and Reserves*

<b>EXPENDITURES BY DEPARTMENT OR PURPOSE</b>	<b>2014-15 ACTUAL</b>	<b>2015-16 BUDGET</b>	<b>2015-16 ESTIMATE</b>	<b>2016-17 BUDGET</b>
Doenges Memorial Stadium	\$ 59,758	\$ 68,000	\$ 38,460	\$ 30,000
<b>Total Expenditures</b>	<b>\$ 59,758</b>	<b>\$ 68,000</b>	<b>\$ 38,460</b>	<b>\$ 30,000</b>

*Revenues*

<b>REVENUE BY SOURCE</b>	<b>2014-15 ACTUAL</b>	<b>2015-16 BUDGET</b>	<b>2015-16 ESTIMATE</b>	<b>2016-17 BUDGET</b>
Interest and Investment Income	\$ 46	\$ -	\$ 18	\$ -
Donations and Miscellaneous	7,820	21,700	13,719	21,700
Transfer In: From General	53,079	14,480	14,480	9,829
Fund Balance	7,527	31,820	8,714	(1,529)
<b>Total Available for Appropriation</b>	<b>\$ 68,472</b>	<b>\$ 68,000</b>	<b>\$ 36,931</b>	<b>\$ 30,000</b>

**CITY OF BARTLESVILLE**  
**2016-17 Operating Budget**  
**Memorial Stadium Operating Fund – Stadium – Line Item Detail**

<b>PERSONNEL SERVICES</b>	<b>2014-15 ACTUAL</b>	<b>2015-16 BUDGET</b>	<b>2015-16 ESTIMATE</b>	<b>2016-17 REQUEST</b>	<b>CITY MGR REC</b>	<b>2016-17 APPROVED</b>
51110 REGULAR SALARIES	\$ 13,924	\$ 15,000	\$ 14,612	\$ -	\$ -	\$ -
51130 FICA	901	2,000	936	-	-	-
51140 GROUP INSURANCE	22	-	12	-	-	-
51150 DB RETIREMENT	3,068	4,000	3,214	-	-	-
<b>TOTAL PERSONAL SERVICES</b>	<b>\$ 17,915</b>	<b>\$ 21,000</b>	<b>\$ 18,774</b>	<b>\$ -</b>	<b>\$ -</b>	<b>\$ -</b>
<b>CONTRACTUAL SERVICES</b>						
52110 EMPLOYMENT SERVICES	\$ 4,824	\$ 5,000	\$ 3,500	\$ -	\$ -	\$ -
52310 UTILITIES & COMMUNICATIONS	14,564	15,000	6,954	-	-	-
52510 OTHER SERVICES	946	1,000	197	-	-	-
52610 MAINT. & REPAIR SERVICE	-	1,000	-	15,000	15,000	15,000
<b>TOTAL CONTRACTUAL SERVICES</b>	<b>\$ 20,334</b>	<b>\$ 22,000</b>	<b>\$ 10,651</b>	<b>\$ 15,000</b>	<b>\$ 15,000</b>	<b>\$ 15,000</b>
<b>MATERIALS &amp; SUPPLIES</b>						
53210 JANITORIAL SUPPLIES	\$ 704	\$ 1,000	\$ 109	\$ -	\$ -	\$ -
53310 GENERAL SUPPLIES	1,809	3,000	519	-	-	-
53410 TOOLS & EQUIPMENT	1,172	700	-	-	-	-
53510 FUEL	-	300	-	-	-	-
53610 MAINT. & REPAIR MATERIALS	17,824	20,000	8,407	15,000	15,000	15,000
<b>TOTAL MATERIALS &amp; SUPPLIES</b>	<b>\$ 21,509</b>	<b>\$ 25,000</b>	<b>\$ 9,035</b>	<b>\$ 15,000</b>	<b>\$ 15,000</b>	<b>\$ 15,000</b>
<b>TOTAL BUDGET</b>	<b>\$ 59,758</b>	<b>\$ 68,000</b>	<b>\$ 38,460</b>	<b>\$ 30,000</b>	<b>\$ 30,000</b>	<b>\$ 30,000</b>

**CITY OF BARTLESVILLE**

2016-17 Operating Budget

Memorial Stadium Operating Fund – Stadium – Personnel and Capital Detail

FUND 276 MEMORIAL STADIUM OPERATING  
DEPT 476 DOENGES MEMORIAL STADIUM

**PERSONNEL SCHEDULE**

---

<b><u>CLASSIFICATION</u></b>	<b><u>2014-15 ACTUAL NUMBER OF EMPLOYEES</u></b>	<b><u>2015-16 BUDGTED NUMBER OF EMPLOYEES</u></b>	<b><u>2015-16 ACTUAL NUMBER OF EMPLOYEES</u></b>	<b><u>2016-17 BUDGTED NUMBER OF EMPLOYEES</u></b>
Maintenance Worker	0.5	0.5	0	0
<b>TOTAL</b>	<b>0.5</b>	<b>0.5</b>	<b>0</b>	<b>0</b>

*PAGE LEFT BLANK INTENTIONALLY*

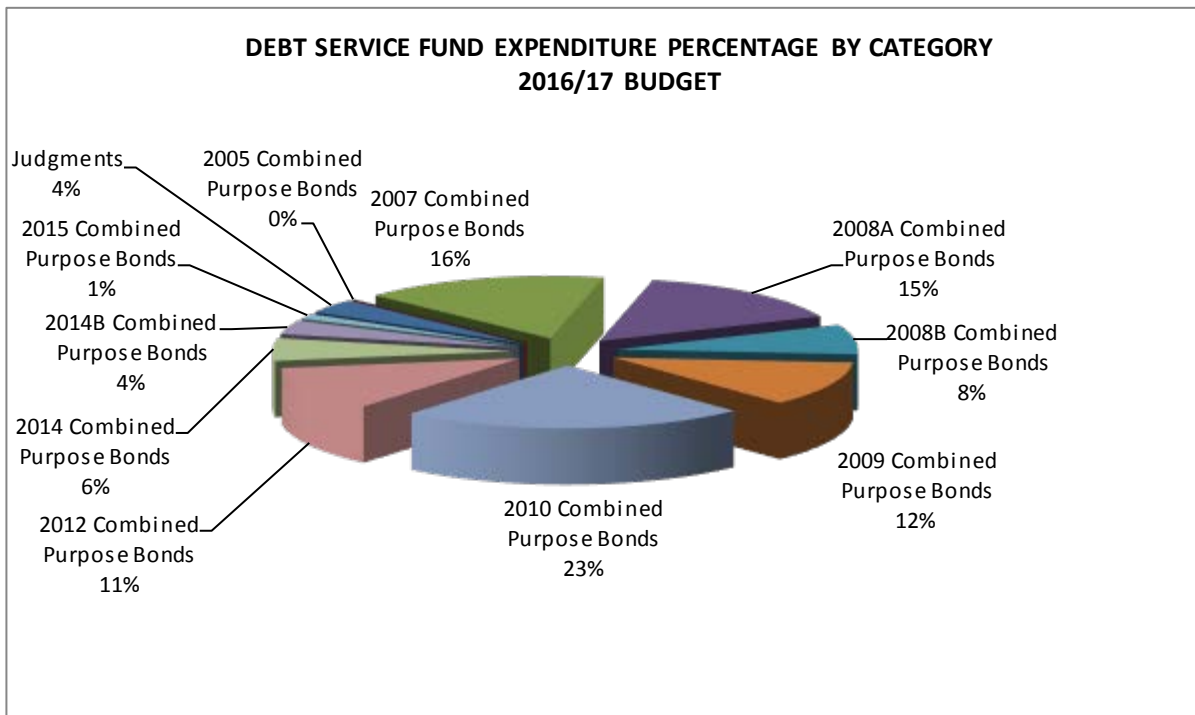
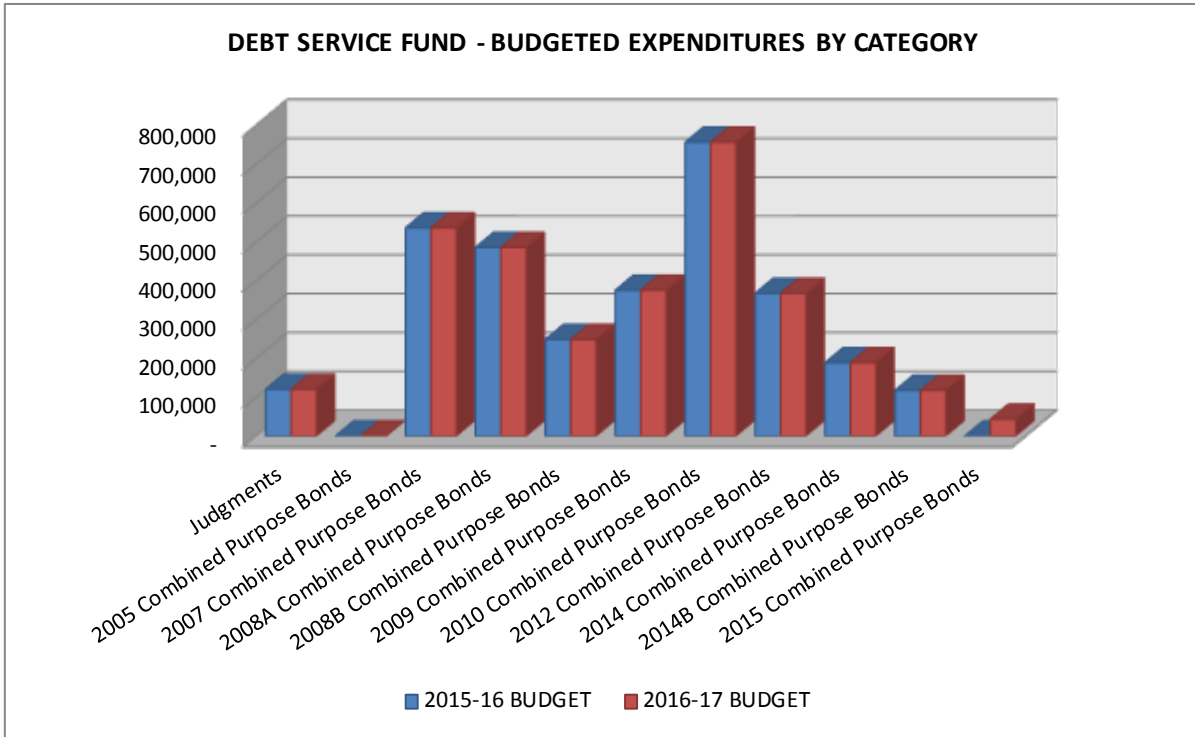
# DEBT SERVICE FUND



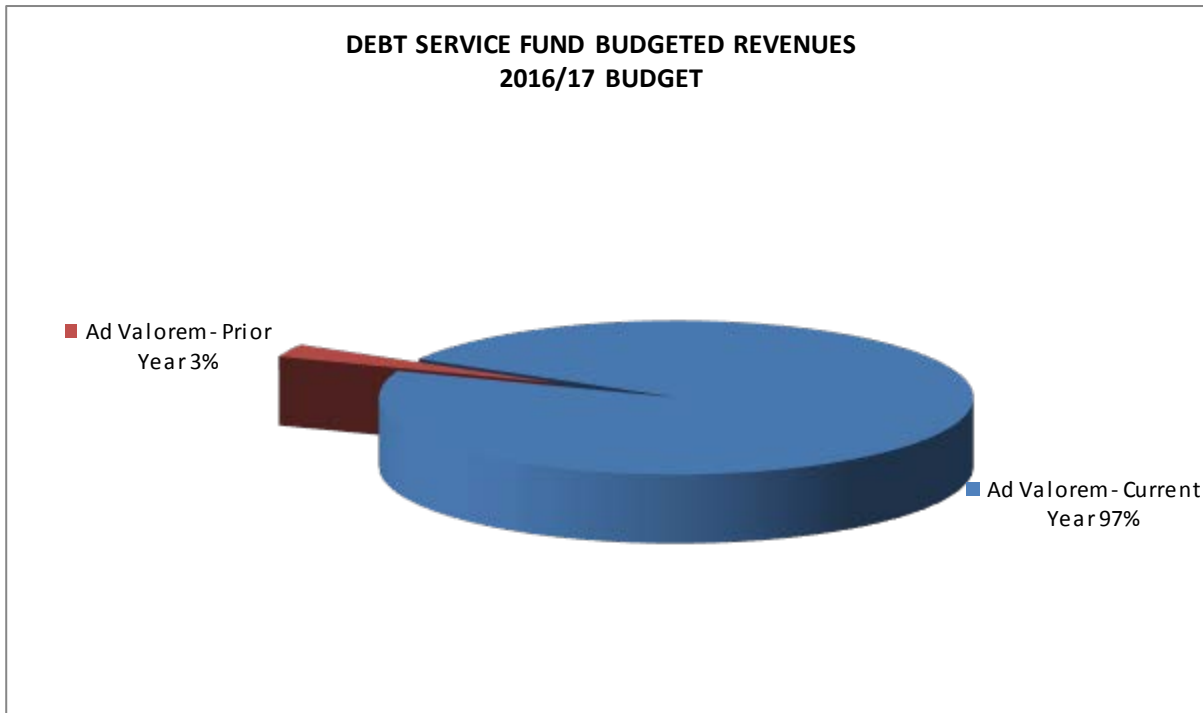
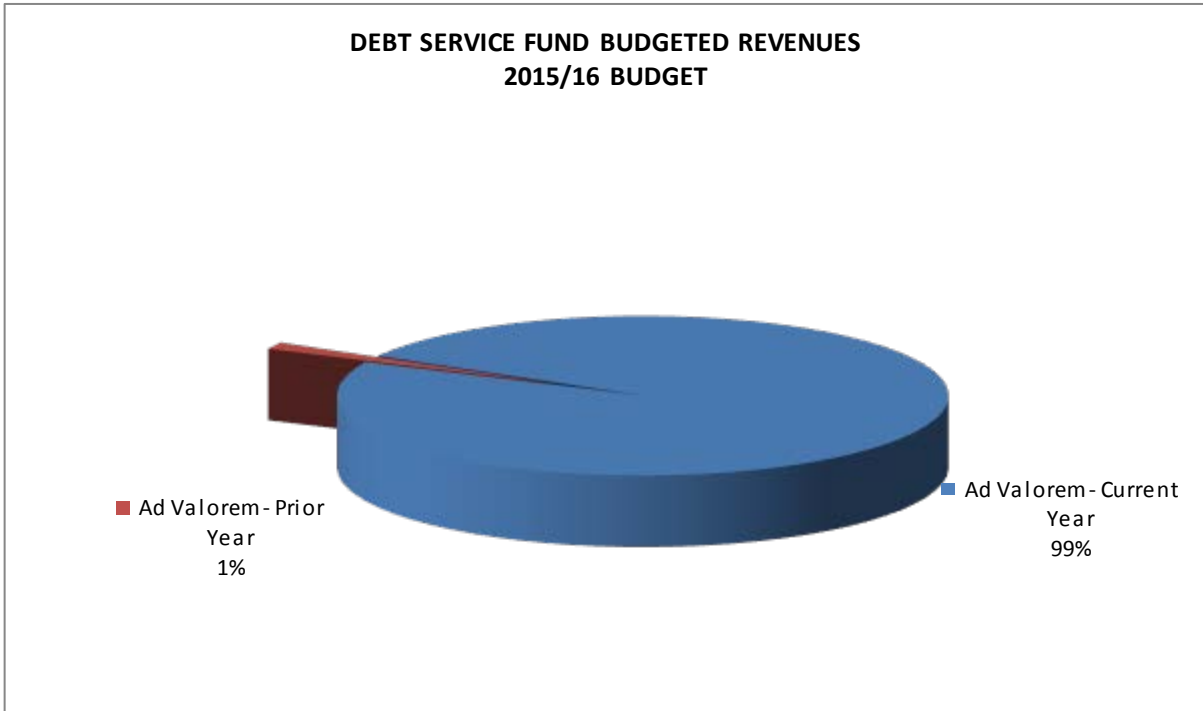
*PAGE LEFT BLANK INTENTIONALLY*



**CITY OF BARTLESVILLE**  
 2016-17 Operating Budget  
 Debt Service Fund – Expenditure Graphs



**CITY OF BARTLESVILLE**  
2016-17 Operating Budget  
Debt Service Fund – Revenue Graphs



***CITY OF BARTLESVILLE***

2016-17 Operating Budget  
Debt Service Fund – Summary

Fund Mission: N/A

---

Fund Description: The Debt Service Fund was established in accordance with State law to satisfy the requirement that all ad valorem property taxes levied for the purposes of meeting debt service requirements on general obligation debt and paying court ordered judgments be deposited into a sinking fund.

---

2016 Accomplishments: N/A

---

2017 Objectives: N/A

---

Budget Highlights: This fund pays for the debt service principal and interest requirements on all outstanding general obligation debt, court ordered judgments, and administrative fees. The only sources of revenue in this fund are ad valorem taxes and a transfer from the Bond Financing Fund to help hold property tax levels below 15 mills.

**CITY OF BARTLESVILLE**  
 2016-17 Operating Budget  
 Debt Service Fund – Summary by Function or Source

*Expenditures and Reserves*

<b>EXPENDITURES BY DEPARTMENT OR PURPOSE</b>	<b>2014-15 ACTUAL</b>	<b>2015-16 BUDGET</b>	<b>2015-16 ESTIMATE</b>	<b>2016-17 BUDGET</b>
Judgments	\$ 126,431	\$ 120,221	\$ 120,221	\$ 120,221
2005 Combined Purpose Bonds	519,400	-	-	-
2007 Combined Purpose Bonds	553,500	536,000	536,000	536,000
2008A Combined Purpose Bonds	499,570	485,490	485,490	485,490
2008B Combined Purpose Bonds	255,815	248,610	248,610	248,610
2009 Combined Purpose Bonds	383,200	375,363	375,363	375,363
2010 Combined Purpose Bonds	767,695	756,690	756,690	756,690
2012 Combined Purpose Bonds	372,370	367,421	367,421	367,421
2014 Combined Purpose Bonds	23,820	188,970	188,970	188,970
2014B Combined Purpose Bonds	-	117,525	117,525	117,525
2015 Combined Purpose Bonds	-	-	43,410	43,410
<b>Total Expenditures</b>	<b><u>\$ 3,501,801</u></b>	<b><u>\$ 3,196,290</u></b>	<b><u>\$ 3,239,700</u></b>	<b><u>\$ 3,239,700</u></b>

*Revenues*

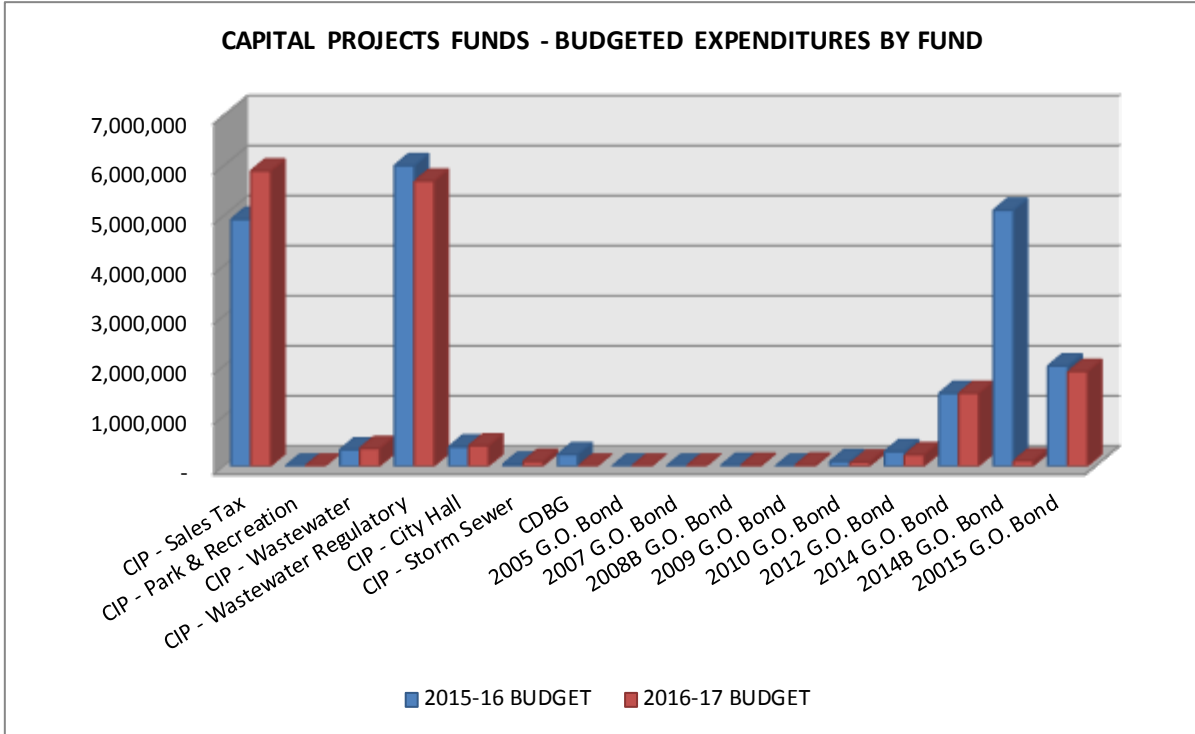
<b>REVENUE BY SOURCE</b>	<b>2014-15 ACTUAL</b>	<b>2015-16 BUDGET</b>	<b>2015-16 ESTIMATE</b>	<b>2016-17 BUDGET</b>
Ad Valorem - Current Year	\$ 3,454,839	\$ 3,511,997	\$ 3,367,753	\$ 3,564,236
Ad Valorem - Prior Year	62,735	49,780	150,990	99,642
Fund Balance	2,035,611	2,237,476	2,240,848	2,519,891
<b>Total Available for Appropriation</b>	<b><u>\$ 5,553,185</u></b>	<b><u>\$ 5,799,253</u></b>	<b><u>\$ 5,759,591</u></b>	<b><u>\$ 6,183,769</u></b>

# CAPITAL PROJECTS FUNDS



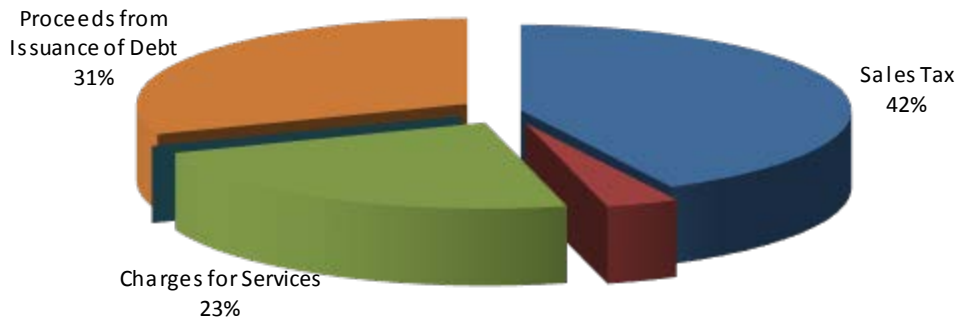
*PAGE LEFT BLANK INTENTIONALLY*

**CITY OF BARTLESVILLE**  
 2016-17 Operating Budget  
 Capital Projects Funds – Expenditure Graph

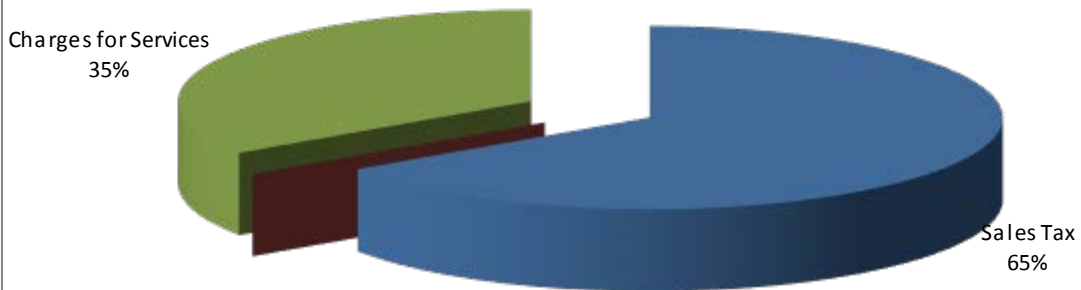


**CITY OF BARTLESVILLE**  
2016-17 Operating Budget  
Capital Projects Funds – Revenue Graphs

**CAPITAL PROJECTS FUNDS BUDGETED REVENUES  
2015/16 BUDGET**



**CAPITAL PROJECTS FUNDS BUDGETED REVENUES  
2016/17 BUDGET**





**CITY OF BARTLESVILLE**  
 2016-17 Operating Budget  
 Capital Projects Funds – Summary by Fund or Source

*Expenditures and Reserves*

<b>EXPENDITURES BY FUND</b>	<b>2014-15 ACTUAL</b>	<b>2015-16 BUDGET</b>	<b>2015-16 ESTIMATE</b>	<b>2016-17 BUDGET</b>
CIP - Sales Tax	3,849,173	4,928,692	1,901,728	5,895,766
CIP - Park & Recreation	61,636	-	-	-
CIP - Wastewater	53,268	326,333	28,074	353,305
CIP - Wastewater Regulatory	1,438,916	6,003,020	1,715,911	5,694,787
CIP - City Hall	124,022	385,191	78,934	405,761
CIP - Storm Sewer	-	40,000	-	92,493
CDBG	77,190	231,000	-	-
2008B G.O. Bond	-	14,871	-	15,368
2009 G.O. Bond	(17,926)	-	-	17,821
2010 G.O. Bond	(57,561)	91,225	55,759	81,367
2012 G.O. Bond	70,520	290,186	61,764	228,246
2014 G.O. Bond	2,225	1,452,028	2,637	1,454,837
2014B G.O. Bond	88,463	5,111,536	5,025,000	106,201
20015 G.O. Bond	-	2,000,000	110,200	1,889,819
<b>Total Expenditures and Reserves</b>	<b>\$ 5,689,926</b>	<b>\$ 20,874,082</b>	<b>\$ 8,980,007</b>	<b>\$ 16,235,771</b>

*Revenues*

<b>REVENUE BY SOURCE</b>	<b>2014-15 ACTUAL</b>	<b>2015-16 BUDGET</b>	<b>2015-16 ESTIMATE</b>	<b>2016-17 BUDGET</b>
Sales Tax	\$ 2,773,476	\$ 2,763,617	\$ 2,765,292	\$ 2,726,892
Intergovernmental	77,190	231,000	-	-
Charges for Services	1,730,237	1,512,126	1,687,334	1,437,879
Interest and Investment Income	44,201	-	36,182	-
Donations and Miscellaneous	-	-	-	-
Proceeds from Issuance of Debt	5,200,000	2,000,000	2,000,000	-
Fund Balance	9,792,689	14,371,212	14,506,440	12,071,000
<b>Total Available for Appropriation</b>	<b>\$ 19,617,793</b>	<b>\$ 20,877,955</b>	<b>\$ 20,995,248</b>	<b>\$ 16,235,771</b>

**CITY OF BARTLESVILLE**  
 2016-17 Operating Budget  
 Capital Projects Funds – Capital Outlay Summary

*Capital*

<b>EXPENDITURES BY FUND &amp; DEPARTMENT</b>	<b>2016-17 BUDGETED CAPITAL EXPENDITURES</b>
CIP - Sales Tax Fund:	
General Services	\$ 459,384
Community Development	193,987
Fire	107,500
Police	520,000
Street	2,086,118
Park and Recreation	2,364,000
Municipal Golf Course	39,000
<i>Total CIP - Sales Tax</i>	<b>5,785,989</b>
CIP - Wastewater Fund:	
Wastewater Maintenance	<b>40,000</b>
CIP - Wastewater Regulatory Fund:	
Wastewater Maintenance	<b>2,500,000</b>
CIP - City Hall:	
General Services	<b>325,000</b>
CIP - Storm Sewer Fund:	
Storm Sewer	<b>50,000</b>
2008B GO Bond Fund:	
Parks & Recreation	<b>15,368</b>
2010 GO Bond Fund:	
Street	<b>81,367</b>
2012 GO Bond Fund:	
Tech Services	158,830
Sooner Pool	69,416
<i>Total 2012 GO Bond</i>	<b>228,246</b>
2014 GO Bond Fund:	
Street	1,300,000
Park and Rec	140,000
<i>Total 2014 GO Bond</i>	<b>1,440,000</b>
2014B GO Bond Fund:	
Park and Rec	<b>55,000</b>
2015 GO Bond Fund:	
Street	<b>1,875,000</b>
<b>Total Expenditures</b>	<b>\$ 12,395,970</b>

# ***CITY OF BARTLESVILLE***

## **2016-17 Operating Budget CIP Sales Tax Fund– Summary**

Fund Mission: N/A

---

Fund Description: The CIP – Sales Tax Fund accounts for revenues and expenditures associated with a 1/2 cent sales tax issue that was first passed in 1999 and extended in 2003.

---

- 2016 Accomplishments:
- Completed construction on MJ Lee fishing lake improvements
  - Completed Limestone Rehabilitation between Highway 75 and Stonehenge
  - Completed construction of the Community Center Roof Replacement project
  - Started construction of the Public Safety Center
  - Started construction of the Johnstone Park Pavilion
  - Completed construction of the Operation Yard Improvements
  - Completed design of Price Fields Phase II
  - Completed construction of Interurban Phase II drainage improvements
  - Completed construction of road improvements for Frank Phillips between Keeler and Cherokee
-

**CITY OF BARTLESVILLE**

2016-17 Operating Budget  
 CIP Sales Tax Fund– Summary  
 (continued)

2017 Objectives:

- Complete construction of the Public Safety Center
- Complete construction of the Johnstone Park Pavilion phase I and II
- Complete construction of the Pathfinder Trail extension east of US 75
- Complete construction on road improvements for Osage, Rogers, and Spruce
- Complete construction on road improvements for Camelot Drive between Highway 75 and Candlestick Court
- Complete construction of Price Fields Phase II
- Complete construction on road improvements for FY 16/17 preventative maintenance projects not yet selected
- Complete design for reconstruction of Hillcrest Drive between 18<sup>th</sup> and the Caney River

Budget Highlights:

The major expenditures in this fund are capital improvements on City infrastructure and equipment.

<b>FUND 449 CIP - SALES TAX ALL DEPARTMENTS</b>				
<b>2014-15 ACTUAL</b>	<b>2015-16 BUDGET</b>	<b>2015-16 ESTIMATE</b>	<b>2016-17 CITY MGR RECOMMENDS</b>	<b>2016-17 APPROVED BUDGET</b>
<b>\$3,849,173</b>	<b>\$4,928,692</b>	<b>\$1,901,728</b>	<b>\$5,895,766</b>	<b>\$5,895,766</b>

**CITY OF BARTLESVILLE**  
 2016-17 Operating Budget  
 CIP Sales Tax Fund – Expenditure and Revenue Summary

*Expenditures and Reserves*

<b>EXPENDITURES BY DEPARTMENT OR PURPOSE</b>	<b>2014-15 ACTUAL</b>	<b>2015-16 BUDGET</b>	<b>2015-16 ESTIMATE</b>	<b>2016-17 BUDGET</b>
Building Maintenance	\$ 12,259	\$ -	\$ -	\$ -
General Services	1,602,368	60,000	80,162	459,384
Community Development	41,842	193,987	-	193,987
Tech Services	51,927	10,000	10,692	-
Fire	45,127	120,000	108,769	107,500
Police	409,445	685,000	685,654	520,000
Storm Sewer	328,031	10,000	81,158	-
Street	1,070,157	1,466,118	626,858	2,086,118
History Museum	11,850	4,500	-	-
Park and Recreation	250,921	2,298,152	308,435	2,364,000
Sooner Pool	7,891	3,000	-	-
Municipal Golf Course	-	-	-	39,000
Stadium	60	-	-	-
Transfers Out:	17,295	-	-	-
Unallocated	-	77,935	-	109,777
	<hr/>	<hr/>	<hr/>	<hr/>
Total Expenditures	<b><u>\$ 3,849,173</u></b>	<b><u>\$ 4,928,692</u></b>	<b><u>\$ 1,901,728</u></b>	<b><u>\$ 5,895,766</u></b>

**CITY OF BARTLESVILLE**  
 2016-17 Operating Budget  
 CIP Sales Tax Fund – Expenditure and Revenue Summary  
 (continued)

<b>REVENUE BY SOURCE</b>	<i>Revenues</i>			
	<b>2014-15 ACTUAL</b>	<b>2015-16 BUDGET</b>	<b>2015-16 ESTIMATE</b>	<b>2016-17 BUDGET</b>
Sales Tax	\$ 2,773,476	\$ 2,763,617	\$ 2,765,292	\$ 2,726,892
Interest and Investment Income	<u>12,436</u>	<u>-</u>	<u>7,507</u>	<u>-</u>
Fund Balance	<u>2,962,790</u>	<u>2,165,075</u>	<u>2,297,803</u>	<u>3,168,874</u>
<b>Total Available for Appropriation</b>	<b><u>\$ 5,748,702</u></b>	<b><u>\$ 4,928,692</u></b>	<b><u>\$ 5,070,602</u></b>	<b><u>\$ 5,895,766</u></b>

**CITY OF BARTLESVILLE**  
 2016-17 Operating Budget  
 CIP Sales Tax Fund Capital Outlay Detail

**Capital Outlay Schedule**

<b>DEPARTMENT</b>	<b>PROJECT NUMBER</b>	<b>DESCRIPTION</b>	<b>14/15 ACTUAL</b>	<b>15/16 BUDGET</b>	<b>15/16 ESTIMATE</b>	<b>16/17 BUDGET</b>
160	14004	City Hall Boiler	\$ 12,259	\$ -	\$ -	\$ -
		<b>Total Building Maintenance</b>	<b>12,259</b>	-	-	-
170	10010	City Hall Improvements	-	-	-	-
170	10012	Operation Yard Improvements	1,534,029	25,000	44,645	-
170	11008	Misc Building Improvements	2,679	-	-	-
170	12017	Storm Sirens	-	-	-	-
170	13001	Operation Yard Imprv - Engineering Design	39,599	-	-	-
170	13002	Misc Imprv to City Buildings and Facilities	1,161	20,000	15,453	-
170	N/A	Vehicle	24,900	-	-	-
170	15001	Fuel Master Key Control System	-	-	64	-
170	15002	Community Center Roof Replacement	-	15,000	20,000	-
170	New	City Hall Elevator	-	-	-	150,000
170	New	Misc. Facility & Building Upgrades	-	-	-	20,000
170	New	Replace Community Center Boilers	-	-	-	160,000
170	New	CDBG project	-	-	-	129,384
		<b>Total General Services</b>	<b>1,602,368</b>	<b>60,000</b>	<b>80,162</b>	<b>459,384</b>
180	08010	Incentive for Development	-	176,000	-	176,000
180	09016	Incentives and Land Acquisitions	-	17,987	-	17,987
180	13068	2 SUV's	36,407	-	-	-
180	13069	Zero Turn Mower	5,435	-	-	-
		<b>Total Community Development</b>	<b>41,842</b>	<b>193,987</b>	-	<b>193,987</b>
185	13059	Wireless upgrades	54,277	-	-	-
185	10011	Dry Sprinkler Server Room	(2,350)	-	-	-
185	N/A	Computer and Server Replacement	-	-	-	-
185	13003	Information Technology	-	-	3,581	-
185	15003	Information Technology Improvements	-	10,000	7,111	-
		<b>Total Information Technology</b>	<b>51,927</b>	<b>10,000</b>	<b>10,692</b>	-

**CITY OF BARTLESVILLE**  
 2016-17 Operating Budget  
 CIP Sales Tax Fund Capital Outlay Detail

**Capital Outlay Schedule**  
 (continued)

DEPARTMENT	PROJECT NUMBER	DESCRIPTION	14/15 ACTUAL	15/16 BUDGET	15/16 ESTIMATE	16/17 BUDGET
190	New	Update City Wide Aerials	-	-	-	16,000
		<b>Total Engineering</b>	-	-	-	<b>16,000</b>
250	13070	Demo for Public Safety Complex	-	7,500	7,500	-
250	13071	Rapid Deployment Watercraft	8,980	-	-	-
250	13072	Portable Radios	6,911	-	-	-
250	13073	Voice Amplifiers for SCBA	1,786	-	-	-
250	13074	Piston Intake Valve	-	-	-	-
250	13075	Rescue Airbag and Cribbing	7,150	-	-	-
250	13076	Respirator Fit Tester	9,215	-	-	-
250	13077	Tornado Shelters for Firestations	11,085	-	-	-
250	15004	Generators for Stations 1,2, & 4	-	80,000	68,869	7,500
250	15038	Infrared Camera	-	10,000	9,900	-
250	16005	4500 PSI SCBA units	-	22,500	22,500	-
250	New	1 Ton Truck w/ Topper and Rollout Bed	-	-	-	50,000
250	New	Fire Station Radio Relocation and speakers	-	-	-	20,000
250	New	Furniture for new fire facility	-	-	-	30,000
		<b>Total Fire</b>	<b>45,127</b>	<b>120,000</b>	<b>108,769</b>	<b>107,500</b>
270	02021	Evidence Storage Building	-	250,000	250,000	-
270	03021	Police Roof Replacement	-	150,000	150,000	-
270	N/A	Police Patrol Cars	-	-	-	-
270	13004	Vehicles	276	-	-	-
270	13048	Land Aquasition	200,602	-	-	-
270	13078	7 Patrol Cars	208,567	-	-	-
270	15005	7 Patrol Cars	-	-	-	-
270	16006	7 Patrol Cars	-	210,000	209,554	-
270	16007	Public Safety Complex	-	75,000	76,100	15,000
270	New	Police Department Vehicles	-	-	-	210,000



**CITY OF BARTLESVILLE**  
 2016-17 Operating Budget  
 CIP Sales Tax Fund Capital Outlay Detail

**Capital Outlay Schedule**  
 (continued)

<b>DEPARTMENT</b>	<b>PROJECT NUMBER</b>	<b>DESCRIPTION</b>	<b>14/15 ACTUAL</b>	<b>15/16 BUDGET</b>	<b>15/16 ESTIMATE</b>	<b>16/17 BUDGET</b>
270	New	Furniture for new police facility	-	-	-	45,000
270	New	Fabricate new police memorial & flag poles	-	-	-	50,000
270	New	Demolition old Police Station and construct	-	-	-	200,000
		<b>Total Police</b>	<b>409,445</b>	<b>685,000</b>	<b>685,654</b>	<b>520,000</b>
327	12004	Willow Hill Detention Rehab	286,988	-	-	-
327	13005	Wayside Drainage Phase II	9,651	-	-	-
327	13006	Interurban Drainage Phase II	31,392	10,000	81,158	-
		<b>Total Storm Sewer</b>	<b>328,031</b>	<b>10,000</b>	<b>81,158</b>	-
328	06039	Misc Signal Controllers	20,000	-	-	-
328	09001	Misc Bridge Repair	1,778	-	-	-
328	10002	Bison Road	3,903	-	-	-
328	10019	Light/Landscaping Dewey between 2nd & 4tl	218	250,000	-	250,000
328	10038	Silver Lake Rd Engineering	(72,116)	-	-	-
328	11002	Bison Rd Rehab	3,736	-	-	-
328	11003	Kane Hill Realignment	(6,612)	-	-	-
328	12001	Virginia Rehab	2,971	-	-	-

**CITY OF BARTLESVILLE**  
2016-17 Operating Budget  
CIP Sales Tax Fund Capital Outlay Detail  
*Capital Outlay Schedule*  
(continued)

<b>DEPARTMENT</b>	<b>PROJECT NUMBER</b>	<b>DESCRIPTION</b>	<b>14/15 ACTUAL</b>	<b>15/16 BUDGET</b>	<b>15/16 ESTIMATE</b>	<b>16/17 BUDGET</b>
328	13007	Light and Landscaping Imprv on 2nd Street	445,096	150,000	-	150,000
328	13010	Materials for Miscellaneous Street Repairs	(34,918)	35,000	29,922	-
328	13079	3 Single Axel Dump Trucks w/Snow equip	391,254	-	-	-
328	13080	2 One Ton Trucks w/Flat Bed Dump	92,502	-	-	-
328	13081	Lupa Rehab Seminole to Woodrow	1,581	-	-	-
328	13082	Rolling Meadows Rehab Madison to Lariat	1,581	-	-	-
328	13083	Adams Road Rehab Adams Blvd to Hwy 75	219,048	-	-	-
328	13084	CDBG Matching Funds	135	-	-	-
328	15006	Frank Phillips Rehab Keeler to Cherokee	-	273,564	280,253	-
328	15007	Limestone Rehab 75 to Stonehenge	-	31,436	36,556	-
328	15008	Parkview Rehab Sunset to Mulberry	-	25,000	25,127	-
328	16004	Bridge Repairs	-	50,000	-	-
328	16018	Camelot rehab	-	275,000	255,000	275,000
328	16019	Osage rehab	-	175,000	-	180,000
328	16020	Rogers rehab	-	125,000	-	130,000
328	16021	Spruce rehab	-	76,118	-	76,118
328	New	1 Ton Truck w/ Utility Bed	-	-	-	40,000
328	New	Street PM Projects	-	-	-	800,000
328	New	Hillcrest Drive (engineering design)	-	-	-	135,000
328	New	Bridge Repairs	-	-	-	50,000
		<b>Total Street</b>	<b>1,070,157</b>	<b>1,466,118</b>	<b>626,858</b>	<b>2,086,118</b>
425	13050	Environmental Controls	11,850	-	-	-
425	13085	Exhibit Track Lighting	-	4,500	-	-
		<b>Total History Museum</b>	<b>11,850</b>	<b>4,500</b>	-	-
431	04006	MJ Lee Lake Improvements	354	5,000	11,895	-
431	10017	Pathfinder Improvements	(771)	5,000	8,044	-
431	N/A	Land	25,163	-	-	-

**CITY OF BARTLESVILLE**  
 2016-17 Operating Budget  
 CIP Sales Tax Fund Capital Outlay Detail

**Capital Outlay Schedule**  
 (continued)

DEPARTMENT	PROJECT NUMBER	DESCRIPTION	14/15 ACTUAL	15/16 BUDGET	15/16 ESTIMATE	16/17 BUDGET
431	13011	Pathfinder Parkway Trail Connection	16,190	175,000	-	175,000
431	13012	Fountain for Jo Allyn Lowe pond	123	-	-	-
431	13013	Goff Tower Restoration	22,201	-	-	-
431	13014	Park Bathrooms	58,291	-	-	-
431	13015	Misc Imprv to Park and Rec Facilities	30,087	-	(245)	-
431	13016	CDBG project	99,253	106,152	121,049	-
431	13086	Zero Turn Mower	30	-	-	-
431	13087	Playground Equipment at Price Fields	-	15,000	-	15,000
431	15010	Price Fields Phase 2 quad & parking E&D	-	1,800,000	101,075	1,800,000
431	16001	Johnstone Park Skate Park Expansion	-	25,000	-	25,000
431	16002	Tractor	-	42,000	-	42,000
431	16003	CDBG project	-	125,000	66,617	67,000
431	New	10' Wing Mower	-	-	-	15,000
431	New	Pathfinder Improvements	-	-	-	225,000
		<b>Total Park and Rec</b>	<b>250,921</b>	<b>2,298,152</b>	<b>308,435</b>	<b>2,364,000</b>
433	13088	ADA Lift For Sooner Pool	3,261	-	-	-
433	13089	Sooner Pool Deck Flooring	3,223	3,000	-	-
433	13090	Poolside Basketball Hoop Sooner Pool	1,407	-	-	-
		<b>Total Sooner Pool</b>	<b>7,891</b>	<b>3,000</b>	-	-
445	New	Golf Course - Articulating Mower	-	-	-	39,000
		<b>Total Adams Golf Course</b>	-	-	-	<b>39,000</b>
476	13091	Reel Mower	30	-	-	-
476	13092	Infield Groomer	30	-	-	-
		<b>Total Stadium</b>	<b>60</b>	-	-	-
900	N/A	Transfer for Pitzer Property Debt Service	17,295	-	-	-
		<b>Total Transfer</b>	<b>17,295</b>	-	-	-
<b>TOTAL</b>			<b>\$ 3,849,173</b>	<b>\$ 4,850,757</b>	<b>\$ 1,901,728</b>	<b>\$ 5,785,989</b>

**CITY OF BARTLESVILLE**  
 2016-17 Operating Budget  
 CIP Park and Recreation Fund – Summary

Fund Mission: N/A

Fund Description: The CIP – Park and Recreation Fund was established to account for the 1997 General Obligation Bond funds that were dedicated to park and recreation improvements. The remainder of the original funds will be used for continued improvement of the parks and recreation facilities of the City.

2016 Accomplishments: • Completed construction of the MJ Lee Fishing Lake improvements

2017 Objectives: • All monies have been expended from this fund

Budget Highlights: The major expenditures in this fund are capital improvements for City parks.

**FUND 451 CIP - PARK & RECREATION**

2014-15 ACTUAL	2015-16 BUDGET	2015-16 ESTIMATE	2016-17 CITY MGR RECOMMENDS	2016-17 APPROVED BUDGET
\$61,636	\$0	\$0	\$0	\$0

**CITY OF BARTLESVILLE**  
 2016-17 Operating Budget  
 CIP Park and Recreation Fund – Expenditure and Revenue Summary

*Expenditures and Reserves*

<b>EXPENDITURES BY DEPARTMENT OR PURPOSE</b>	<b>2014-15 ACTUAL</b>	<b>2015-16 BUDGET</b>	<b>2015-16 ESTIMATE</b>	<b>2016-17 BUDGET</b>
Park and Recreation	\$ 61,636	\$ -	\$ -	\$ -
Unallocated	-	-	-	-
<b>Total Expenditures</b>	<b>\$ 61,636</b>	<b>\$ -</b>	<b>\$ -</b>	<b>\$ -</b>

*Revenues*

<b>REVENUE BY SOURCE</b>	<b>2014-15 ACTUAL</b>	<b>2015-16 BUDGET</b>	<b>2015-16 ESTIMATE</b>	<b>2016-17 BUDGET</b>
Interest and Investment Income	\$ 359	\$ -	\$ -	\$ -
Fund Balance	149,474	-	-	-
<b>Total Available for Appropriation</b>	<b>\$ 149,833</b>	<b>\$ -</b>	<b>\$ -</b>	<b>\$ -</b>

**CITY OF BARTLESVILLE**

2016-17 Operating Budget

CIP Park and Recreation Fund – Park and Recreation – Capital Outlay Detail

FUND 451 CIP - PARK AND RECREATION  
ALL DEPARTMENTS

*Capital Outlay Schedule*

<b>DEPARTMENT</b>	<b>PROJECT NUMBER</b>	<b>DESCRIPTION</b>	<b>2014-15 ACTUAL</b>	<b>2015-16 BUDGET</b>	<b>2015-16 ESTIMATE</b>	<b>2016-17 BUDGET</b>
431	04006	MJ Lee Fishing Improvements	\$ 61,636	\$ -	\$ -	\$ -
900	N/A	Transfer to BMA - General	-	-	-	-
<b>TOTAL</b>			<b>\$ 61,636</b>	<b>\$ -</b>	<b>\$ -</b>	<b>\$ -</b>

**CITY OF BARTLESVILLE**  
 2016-17 Operating Budget  
 CIP Wastewater Fund– Summary

Fund Mission: N/A

---

Fund Description: The CIP – Wastewater Fund was established to account for the 1998 General Obligation Bond funds that were dedicated to wastewater system improvements. It has since received funds from the 2001, 2002, and 2003 General Obligation Bond issues. The remainder of these funds and the continued receipt of sewer impact fees will be used for continued wastewater system capital improvements.

---

2016 Accomplishments: 

- Completed design of the FEB Liner at the wastewater treatment plant.
- Purchased new Channel Monster Grinder

---

2017 Objectives: 

- Complete construction of FEB Liner at wastewater treatment plant.
- Replace RAS Pump #3

---

Budget Highlights: The major expenditures in this fund are capital improvements and professional services for the wastewater collection and treatment system.

**FUND 453 CIP - WASTEWATER**

2014-15 ACTUAL	2015-16 BUDGET	2015-16 ESTIMATE	2016-17 CITY MGR RECOMMENDS	2016-17 APPROVED BUDGET
\$53,268	\$326,333	\$28,074	\$353,305	\$353,305

**CITY OF BARTLESVILLE**  
 2016-17 Operating Budget  
 CIP Wastewater Fund – Expenditure and Revenue Summary

*Expenditures and Reserves*

<b>EXPENDITURES BY DEPARTMENT OR PURPOSE</b>	<b>2014-15 ACTUAL</b>	<b>2015-16 BUDGET</b>	<b>2015-16 ESTIMATE</b>	<b>2016-17 BUDGET</b>
Wastewater Maintenance	\$ 53,268	\$ 275,000	\$ 28,074	\$ 40,000
Unallocated	-	51,333	-	313,305
<b>Total Expenditures</b>	<b>\$ 53,268</b>	<b>\$ 326,333</b>	<b>\$ 28,074</b>	<b>\$ 353,305</b>

*Revenues*

<b>REVENUE BY SOURCE</b>	<b>2014-15 ACTUAL</b>	<b>2015-16 BUDGET</b>	<b>2015-16 ESTIMATE</b>	<b>2016-17 BUDGET</b>
Charges for Services	\$ 66,000	\$ -	\$ 54,384	\$ -
Interest and Investment Income	986	-	743	-
Fund Balance	312,535	326,333	326,252	353,305
<b>Total Available for Appropriation</b>	<b>\$ 379,521</b>	<b>\$ 326,333</b>	<b>\$ 381,379</b>	<b>\$ 353,305</b>



**CITY OF BARTLESVILLE**  
 2016-17 Operating Budget  
 CIP Wastewater Fund Capital Outlay Detail

**FUND 453 CIP - WASTEWATER  
 ALL DEPARTMENTS**

*Capital Outlay Schedule*

<b>DEPARTMENT</b>	<b>PROJECT NUMBER</b>	<b>DESCRIPTION</b>	<b>2014-15 ACTUAL</b>	<b>2015-16 BUDGET</b>	<b>2015-16 ESTIMATE</b>	<b>2016-17 BUDGET</b>
710	15027	Additional Funds for Dump Truck	\$ -	\$ -	\$ 595	\$ -
	15033	Replace Shawnee Pump Impeller	7,884	-	-	-
	15034	Aeration Basin Diffuser Elements	21,384	-	-	-
	15036	DAF Air Pump	24,000	-	-	-
	16008	ReplaCE wwtp Equalizer Basin Liner	-	250,000	-	-
	16009	Channel Monster Grinder Rehab	-	25,000	27,479	-
	New	Replacement of RAS Pump	-	-	-	40,000
<b>TOTAL</b>			<b>\$ 53,268</b>	<b>\$ 275,000</b>	<b>\$ 28,074</b>	<b>\$ 40,000</b>

**CITY OF BARTLESVILLE**  
 2016-17 Operating Budget  
 CIP Wastewater Regulatory Fund – Summary

Fund Mission: N/A

Fund Description: The CIP Wastewater Regulatory Fund was established for purpose of capturing the wastewater capital investment fee. These funds are restricted for use in complying with ODEQ/EPA mandates, consent orders, decrees, and other standards in the City’s wastewater infrastructure.

2016 Accomplishments:
 

- Started construction of phases 1 & 2 of the 2015 wastewater collection system rehab.

2017 Objectives:
 

- Complete construction of phases 1 & 2 of the 2015 wastewater collection system rehab.
- Begin construction of the phase 3 of the 2015 wastewater collection system rehab

Budget Highlights: The major expenditures in this fund are capital improvements, including planning and engineering related costs, for capital improvements to City owned wastewater facilities. In fiscal year 2011-12 this fund will receive a \$500,000 loan from the BMA – Water Fund. In accordance with the City’s budget basis of accounting, this transaction will be shown as a transfer in (revenue) at the time of receipt but will be converted to a loan when the City adjusts it basis of accounting to GAAP basis for annual year end reporting and auditing purposes. This loan will be repaid over a two year period starting in fiscal year 2012-13 and bearing interest at a rate of 2% per annum.

**FUND 454 CIP - WASTEWATER REGULATORY**

2014-15 ACTUAL	2015-16 BUDGET	2015-16 ESTIMATE	2016-17 CITY MGR RECOMMENDS	2016-17 APPROVED BUDGET
\$1,438,916	\$6,003,020	\$1,715,911	\$1,715,911	\$1,715,911

**CITY OF BARTLESVILLE**

2016-17 Operating Budget

CIP Wastewater Regulatory Fund – Expenditure and Revenue Summary

*Expenditures and Reserves*

<b>EXPENDITURES BY DEPARTMENT OR PURPOSE</b>	<b>2014-15 ACTUAL</b>	<b>2015-16 BUDGET</b>	<b>2015-16 ESTIMATE</b>	<b>2016-17 BUDGET</b>
Chickasaw Wastewater Treatment Plant	\$ 1,033,546	\$ 50,000	\$ 28,550	\$ -
Wastewater Maintenance	150,128	2,630,000	1,687,361	2,500,000
Transfer out to BMA - Water	255,242	-	-	-
Unallocated	-	3,323,020	-	3,194,787
<b>Total Expenditures</b>	<b><u>\$ 1,438,916</u></b>	<b><u>\$ 6,003,020</u></b>	<b><u>\$ 1,715,911</u></b>	<b><u>\$ 5,694,787</u></b>

*Revenues*

<b>REVENUE BY SOURCE</b>	<b>2014-15 ACTUAL</b>	<b>2015-16 BUDGET</b>	<b>2015-16 ESTIMATE</b>	<b>2016-17 BUDGET</b>
Charges for Services	\$ 1,544,223	\$ 1,400,000	\$ 1,454,794	\$ 1,320,000
Interest and Investment Income	14,757	-	11,843	-
Fund Balance	4,248,755	4,603,020	4,624,061	4,374,787
<b>Total Available for Appropriation</b>	<b><u>\$ 5,807,735</u></b>	<b><u>\$ 6,003,020</u></b>	<b><u>\$ 6,090,698</u></b>	<b><u>\$ 5,694,787</u></b>

**CITY OF BARTLESVILLE**  
 2016-17 Operating Budget  
 CIP Wastewater Regulatory Fund Capital Outlay Detail

**FUND 454 CIP - WASTEWATER REGULATORY  
 ALL DEPARTMENTS**

*Capital Outlay Schedule*

<b>DEPARTMENT</b>	<b>PROJECT NUMBER</b>	<b>DESCRIPTION</b>	<b>2014-15 ACTUAL</b>	<b>2015-16 BUDGET</b>	<b>2015-16 ESTIMATE</b>	<b>2016-17 BUDGET</b>
710	11021	Waste Water - South Plant	\$ -	\$ -	\$ -	\$ -
710	11024	Wastewater South Plant Design	-	-	-	-
710	13093	Land Acquisition for South WWTP	1,033,546	50,000	28,550	-
		<b>Total CWWTP</b>	<b>1,033,546</b>	<b>50,000</b>	<b>28,550</b>	-
715	13110	Wastewater Collection System SSES	128	-	746,073	-
715	15013	Engin and Des Coll Syst Imp phase 5 & 6	150,000	30,000	-	-
715	15014	Const Collection System Imp Phase 5	-	1,300,000	778,290	-
715	16010	Const Collection System Imp Phase 6	-	1,300,000	162,998	1,200,000
715	New	Const Collection System Imp Phase 7	-	-	-	1,300,000
		<b>Total Wastewater Maintenance</b>	<b>150,128</b>	<b>2,630,000</b>	<b>1,687,361</b>	<b>2,500,000</b>
<b>TOTAL</b>			<b>\$ 1,183,674</b>	<b>\$ 2,680,000</b>	<b>\$ 1,715,911</b>	<b>\$ 2,500,000</b>

# ***CITY OF BARTLESVILLE***

## **2016-17 Operating Budget CIP City Hall Fund– Summary**

Fund Mission: N/A

---

Fund Description: The CIP City Hall Fund was established for purpose of capturing the 4<sup>th</sup> floor rental revenue. These funds are restricted for building improvements at City Hall.

---

2016 Accomplishments: • Completed several miscellaneous projects within City Hall

---

2017 Objectives: • Complete construction of renovation of the City Hall elevators

---

Budget Highlights: The major expenditures in this fund are building improvements, including the 1<sup>st</sup> floor remodel and ergonomic improvements to the customer service division of the Accounting and Finance Department.

### **FUND 455 CIP CITY HALL**

<b>2014-15 ACTUAL</b>	<b>2015-16 BUDGET</b>	<b>2015-16 ESTIMATE</b>	<b>2016-17 CITY MGR RECOMMENDS</b>	<b>2016-17 APPROVED BUDGET</b>
<b>\$124,022</b>	<b>\$385,191</b>	<b>\$78,934</b>	<b>\$405,761</b>	<b>\$405,761</b>

---

**CITY OF BARTLESVILLE**  
 2016-17 Operating Budget  
 CIP City Hall Fund – Expenditure and Revenue Summary

*Expenditures and Reserves*

<b>EXPENDITURES BY DEPARTMENT OR PURPOSE</b>	<b>2014-15 ACTUAL</b>	<b>2015-16 BUDGET</b>	<b>2015-16 ESTIMATE</b>	<b>2016-17 BUDGET</b>
General Services	\$ 124,022	\$ 100,000	\$ 78,934	\$ 325,000
Unallocated	-	285,191	-	80,761
<b>Total Expenditures</b>	<b><u>\$ 124,022</u></b>	<b><u>\$ 385,191</u></b>	<b><u>\$ 78,934</u></b>	<b><u>\$ 405,761</u></b>

*Revenues*

<b>REVENUE BY SOURCE</b>	<b>2014-15 ACTUAL</b>	<b>2015-16 BUDGET</b>	<b>2015-16 ESTIMATE</b>	<b>2016-17 BUDGET</b>
Interest and Investment Income	\$ 757	\$ -	\$ 565	\$ -
Charges for Service	112,126	112,126	121,514	117,879
Fund Balance	255,876	273,065	244,737	287,882
<b>Total Available for Appropriation</b>	<b><u>\$ 368,759</u></b>	<b><u>\$ 385,191</u></b>	<b><u>\$ 366,816</u></b>	<b><u>\$ 405,761</u></b>

**CITY OF BARTLESVILLE**  
 2016-17 Operating Budget  
 CIP City Hall Fund Capital Outlay Detail

**FUND 455 CIP CITY HALL  
 ALL DEPARTMENTS**

*Capital Outlay Schedule*

<b>DEPARTMENT</b>	<b>PROJECT NUMBER</b>	<b>DESCRIPTION</b>	<b>2014-15 ACTUAL</b>	<b>2015-16 BUDGET</b>	<b>2015-16 ESTIMATE</b>	<b>2016-17 BUDGET</b>
170	N/A	HVAC Improvements	\$ 63,906	\$ -	\$ -	
	11008	1st floor remodel	60,116	-	46,995	-
	13042	2nd floor remodel	-	-	-	-
	16011	Misc City Hall Improvements and Repairs	-	100,000	31,939	50,000
	New	City Hall Elevator Improvements	-	-	-	275,000
			<hr/>	<hr/>	<hr/>	<hr/>
<b>TOTAL</b>			<b><u>\$ 124,022</u></b>	<b><u>\$ 100,000</u></b>	<b><u>\$ 78,934</u></b>	<b><u>\$ 325,000</u></b>

**CITY OF BARTLESVILLE**  
 2016-17 Operating Budget  
 CIP Storm Sewer Fund– Summary

Fund Mission: N/A

Fund Description: The CIP – Storm Sewer Fund was established to account for the 1997 General Obligation Bond funds that were dedicated to storm sewer system improvements. The remainder of these funds and the continued receipt of storm water detention in-lieu fees will be used for continued storm sewer system capital improvements.

2016 Accomplishments: • No projects were pursued this FY due to lack of funds

2017 Objectives: • Improve local drainage systems as funds allow

Budget Highlights: The major expenditures in this fund are capital improvements to the storm water infrastructure.

**FUND 457 CIP - STORM SEWER**

2014-15 ACTUAL	2015-16 BUDGET	2015-16 ESTIMATE	2016-17 CITY MGR RECOMMENDS	2016-17 APPROVED BUDGET
\$0	\$40,000	\$0	\$92,493	\$92,493



**CITY OF BARTLESVILLE**  
 2016-17 Operating Budget  
 CIP Storm Sewer Fund – Expenditure and Revenue Summary

*Expenditures and Reserves*

<b>EXPENDITURES BY DEPARTMENT OR PURPOSE</b>	<b>2014-15 ACTUAL</b>	<b>2015-16 BUDGET</b>	<b>2015-16 ESTIMATE</b>	<b>2016-17 BUDGET</b>
Storm Sewer	\$ -	\$ 40,000	\$ -	\$ 50,000
Unallocated	-	-	-	42,493
<b>Total Expenditures</b>	<b>\$ -</b>	<b>\$ 40,000</b>	<b>\$ -</b>	<b>\$ 92,493</b>

*Revenues*

<b>REVENUE BY SOURCE</b>	<b>2014-15 ACTUAL</b>	<b>2015-16 BUDGET</b>	<b>2015-16 ESTIMATE</b>	<b>2016-17 BUDGET</b>
Charges for Services	\$ 7,888	\$ -	\$ 56,642	\$ -
Interest and Investment Income	120	-	80	-
Fund Balance	50,761	36,396	35,771	92,493
<b>Total Available for Appropriation</b>	<b>\$ 58,769</b>	<b>\$ 36,396</b>	<b>\$ 92,493</b>	<b>\$ 92,493</b>

**CITY OF BARTLESVILLE**  
 2016-17 Operating Budget  
 CIP Storm Sewer Fund Capital Outlay Detail

**FUND 457 CIP - STORM SEWER  
 ALL DEPARTMENTS**

*Capital Outlay Schedule*

<b>DEPARTMENT</b>	<b>PROJECT NUMBER</b>	<b>DESCRIPTION</b>	<b>2014-15 ACTUAL</b>	<b>2015-16 BUDGET</b>	<b>2015-16 ESTIMATE</b>	<b>2016-17 BUDGET</b>
327	N/A	Misc Storm Sewer Improvements	\$ -	\$ 40,000	\$ -	\$ 50,000
<b>TOTAL</b>			<b>\$ -</b>	<b>\$ 40,000</b>	<b>\$ -</b>	<b>\$ 50,000</b>

**CITY OF BARTLESVILLE**  
 2016-17 Operating Budget  
 Community Development Block Grant Fund– Summary

Fund Mission: Leveraging City capital improvement funds to make infrastructure improvements which will improve the living environment for persons of low and moderate incomes

---

Fund Description: The Community Development Block Grant (CDBG) Fund was established to account for revenues and expenditures related to the receipt of a federal grant of the same name.

---

2016 Accomplishments: • N/A

---

2017 Objectives: • N/A

---

Budget Highlights: The major expenditures in this fund are capital improvements for City infrastructure.

**FUND 467 CDBG**

2014-15 ACTUAL	2015-16 BUDGET	2015-16 ESTIMATE	2016-17 CITY MGR RECOMMENDS	2016-17 APPROVED BUDGET
\$77,190	\$231,000	\$0	\$0	\$0

**CITY OF BARTLESVILLE**

2016-17 Operating Budget

Community Development Block Grant Fund – Expenditure and Revenue Summary

*Expenditures and Reserves*

<b>EXPENDITURES BY DEPARTMENT OR PURPOSE</b>	<b>2014-15 ACTUAL</b>	<b>2015-16 BUDGET</b>	<b>2015-16 ESTIMATE</b>	<b>2016-17 BUDGET</b>
Street	\$ 77,190	\$ 231,000	\$ -	\$ -
<b>Total Expenditures</b>	<b>\$ 77,190</b>	<b>\$ 231,000</b>	<b>\$ -</b>	<b>\$ -</b>

*Revenues*

<b>REVENUE BY SOURCE</b>	<b>2014-15 ACTUAL</b>	<b>2015-16 BUDGET</b>	<b>2015-16 ESTIMATE</b>	<b>2016-17 BUDGET</b>
Intergovernmental	\$ 77,190	\$ 231,000	\$ -	\$ -
Fund Balance	(8)	-	-	-
<b>Total Available for Appropriation</b>	<b>\$ 77,182</b>	<b>\$ 231,000</b>	<b>\$ -</b>	<b>\$ -</b>

**CITY OF BARTLESVILLE**  
 2016-17 Operating Budget  
 Community Development Block Grant Fund Capital Outlay Detail

**FUND 467 CIP - CDBG  
 ALL DEPARTMENTS**

*Capital Outlay Schedule*

<b>DEPARTMENT</b>	<b>PROJECT NUMBER</b>	<b>DESCRIPTION</b>	<b>2014-15 ACTUAL</b>	<b>2015-16 BUDGET</b>	<b>2015-16 ESTIMATE</b>	<b>2016-17 BUDGET</b>
328	13016	CDBG 2013	\$ 77,190	\$ -	\$ -	\$ -
328	16026	CDBG 2014	-	106,152	-	-
328	16027	CDBG 2015	-	124,848	-	-
<b>TOTAL</b>			<b>\$ 77,190</b>	<b>\$ 231,000</b>	<b>\$ -</b>	<b>\$ -</b>

**CITY OF BARTLESVILLE**  
 2016-17 Operating Budget  
 2008B G.O. Bond Fund– Summary

Fund Mission: N/A

Fund Description: The 2008B G.O. Bond Fund was established to account for the 2008B General Obligation Bond proceeds that were dedicated to Frontier Park improvements.

2016 Accomplishments: • All monies have been expended from this fund

2017 Objectives: • All monies have been expended from this fund

Budget Highlights: The major expenditures in this fund are for Frontier Park improvement projects funded by 2008B bond issue.

**FUND 474 2008B G.O. BOND**

2014-15 ACTUAL	2015-16 BUDGET	2015-16 ESTIMATE	2016-17 CITY MGR RECOMMENDS	2016-17 APPROVED BUDGET
\$3	\$14,871	\$0	\$15,368	\$15,368

**CITY OF BARTLESVILLE**  
 2016-17 Operating Budget  
 2008B G.O. Bond Fund – Expenditure and Revenue Summary

*Expenditures and Reserves*

<b>EXPENDITURES BY DEPARTMENT OR PURPOSE</b>	<b>2014-15 ACTUAL</b>	<b>2015-16 BUDGET</b>	<b>2015-16 ESTIMATE</b>	<b>2016-17 BUDGET</b>
Parks & Recreation	\$ -	\$ 14,871	\$ -	\$ 15,368
Unallocated	-	-	-	-
<b>Total Expenditures</b>	<b>\$ -</b>	<b>\$ 14,871</b>	<b>\$ -</b>	<b>\$ 15,368</b>

*Revenues*

<b>REVENUE BY SOURCE</b>	<b>2014-15 ACTUAL</b>	<b>2015-16 BUDGET</b>	<b>2015-16 ESTIMATE</b>	<b>2016-17 BUDGET</b>
Interest and Investment Income	\$ 45	\$ -	\$ 33	\$ -
Fund Balance	15,289	14,871	15,335	15,368
<b>Total Available for Appropriation</b>	<b>\$ 15,334</b>	<b>\$ 14,871</b>	<b>\$ 15,368</b>	<b>\$ 15,368</b>

**CITY OF BARTLESVILLE**  
 2016-17 Operating Budget  
 2008B G.O. Bond Fund Capital Outlay Detail

**FUND 474 CIP - 2008B G.O. BOND FUND  
 ALL DEPARTMENTS**

*Capital Outlay Schedule*

<b>DEPARTMENT</b>	<b>PROJECT NUMBER</b>	<b>DESCRIPTION</b>	<b>2014-15 ACTUAL</b>	<b>2015-16 BUDGET</b>	<b>2015-16 ESTIMATE</b>	<b>2016-17 BUDGET</b>
431	N/A	Misc Park Improvements	\$ -	\$ 14,871	\$ -	\$ 15,368
<b>TOTAL</b>			<b>\$ -</b>	<b>\$ 14,871</b>	<b>\$ -</b>	<b>\$ 15,368</b>



**CITY OF BARTLESVILLE**  
 2016-17 Operating Budget  
 2009 G.O. Bond Fund– Summary

Fund Mission: N/A

Fund Description: The 2009 G.O. Bond Fund was established to account for the 2009 General Obligation Bond proceeds that were dedicated to Street improvements.

2016 Accomplishments: • All monies have been expended from this fund

2017 Objectives: • All monies have been expended from this fund

Budget Highlights: The major expenditures in this fund are for Street improvement projects funded by 2009 bond issue.

**FUND 475 2009 G.O. BOND**

2014-15 ACTUAL	2015-16 BUDGET	2015-16 ESTIMATE	2016-17 CITY MGR RECOMMENDS	2016-17 APPROVED BUDGET
(\$17,926)	\$0	\$0	\$17,821	\$17,821

**CITY OF BARTLESVILLE**  
 2016-17 Operating Budget  
 2009 G.O. Bond Fund – Expenditure and Revenue Summary

*Expenditures and Reserves*

<b>EXPENDITURES BY DEPARTMENT OR PURPOSE</b>	<b>2014-15 ACTUAL</b>	<b>2015-16 BUDGET</b>	<b>2015-16 ESTIMATE</b>	<b>2016-17 BUDGET</b>
Street	\$ (17,926)	\$ -	\$ -	\$ -
Unallocated	-	-	-	17,821
<b>Total Expenditures</b>	<b><u>\$ (17,926)</u></b>	<b><u>\$ -</u></b>	<b><u>\$ -</u></b>	<b><u>\$ 17,821</u></b>

*Revenues*

<b>REVENUE BY SOURCE</b>	<b>2014-15 ACTUAL</b>	<b>2015-16 BUDGET</b>	<b>2015-16 ESTIMATE</b>	<b>2016-17 BUDGET</b>
Interest and Investment Income	\$ 50	\$ -	\$ 39	\$ -
Fund Balance	(194)	17,781	17,782	17,821
<b>Total Available for Appropriation</b>	<b><u>\$ (144)</u></b>	<b><u>\$ 17,781</u></b>	<b><u>\$ 17,821</u></b>	<b><u>\$ 17,821</u></b>

**CITY OF BARTLESVILLE**  
 2016-17 Operating Budget  
 2009 G.O. Bond Fund Capital Outlay Detail

**FUND 475 CIP - 2009 G.O. BOND FUND  
 ALL DEPARTMENTS**

*Capital Outlay Schedule*

<b>DEPARTMENT</b>	<b>PROJECT NUMBER</b>	<b>DESCRIPTION</b>	<b>2014-15 ACTUAL</b>	<b>2015-16 BUDGET</b>	<b>2015-16 ESTIMATE</b>	<b>2016-17 BUDGET</b>
328	10036	FPB Rehab from 75 to Madison	\$ -	\$ -	\$ -	\$ -
	10038	Silverlake Rd Tuxedo to FP Engineering	(17,926)	-	-	-
<b>TOTAL</b>			<b>\$ (17,926)</b>	<b>\$ -</b>	<b>\$ -</b>	<b>\$ -</b>

**CITY OF BARTLESVILLE**  
 2016-17 Operating Budget  
 2010 G.O. Bond Fund– Summary

Fund Mission: N/A

Fund Description: The 2010 G.O. Bond Fund was established to account for the 2010 General Obligation Bond proceeds that were dedicated to Street improvements.

2016 Accomplishments: • All monies have been expended from this fund

2017 Objectives: • All monies have been expended from this fund

Budget Highlights: The major expenditures in this fund are for Street improvement projects funded by 2010 bond issue.

**FUND 476 2010 G.O. BOND**

2014-15 ACTUAL	2015-16 BUDGET	2015-16 ESTIMATE	2016-17 CITY MGR RECOMMENDS	2016-17 APPROVED BUDGET
(\$57,561)	\$91,225	\$55,759	\$81,367	\$81,367

**CITY OF BARTLESVILLE**  
 2016-17 Operating Budget  
 2010 G.O. Bond Fund – Expenditure and Revenue Summary

*Expenditures and Reserves*

<b>EXPENDITURES BY DEPARTMENT OR PURPOSE</b>	<b>2014-15 ACTUAL</b>	<b>2015-16 BUDGET</b>	<b>2015-16 ESTIMATE</b>	<b>2016-17 BUDGET</b>
Street	\$ (57,561)	\$ -	\$ -	\$ 81,367
Transfers out	-	55,759	55,759	-
Unallocated	-	35,466	-	-
<b>Total Expenditures</b>	<b>\$ (57,561)</b>	<b>\$ 91,225</b>	<b>\$ 55,759</b>	<b>\$ 81,367</b>

*Revenues*

<b>REVENUE BY SOURCE</b>	<b>2014-15 ACTUAL</b>	<b>2015-16 BUDGET</b>	<b>2015-16 ESTIMATE</b>	<b>2016-17 BUDGET</b>
Interest and Investment Income	\$ 415	\$ -	\$ 258	\$ -
Fund Balance	78,892	136,680	136,868	81,367
<b>Total Available for Appropriation</b>	<b>\$ 79,307</b>	<b>\$ 136,680</b>	<b>\$ 137,126</b>	<b>\$ 81,367</b>

**CITY OF BARTLESVILLE**  
 2016-17 Operating Budget  
 2010 G.O. Bond Fund Capital Outlay Detail

FUND 476 CIP - 2010 G.O. BOND FUND  
 ALL DEPARTMENTS

*Capital Outlay Schedule*

<b>DEPARTMENT</b>	<b>PROJECT NUMBER</b>	<b>DESCRIPTION</b>	<b>2014-15 ACTUAL</b>	<b>2015-16 BUDGET</b>	<b>2015-16 ESTIMATE</b>	<b>2016-17 BUDGET</b>
328	10038	Silverlake Rd Extension	\$ (57,561)	\$ -	\$ -	\$ -
328	16021	Spruce Rehab	-	-	-	81,367
		<b>Total Street</b>	<b>(57,561)</b>	<b>-</b>	<b>-</b>	<b>81,367</b>
900	16012	Transfer to 2012 G.O. Bond	-	55,759	55,759	-
		<b>Total Transfers</b>	<b>-</b>	<b>55,759</b>	<b>55,759</b>	<b>-</b>
<b>TOTAL</b>			<b>\$ (57,561)</b>	<b>\$ 55,759</b>	<b>\$ 55,759</b>	<b>\$ 81,367</b>

**CITY OF BARTLESVILLE**  
 2016-17 Operating Budget  
 2012 G.O. Bond Fund– Summary

Fund Mission: N/A

Fund Description: The 2012 G.O. Bond Fund was established to account for the 2012 General Obligation Bond proceeds that were dedicated to Street improvements.

2016 Accomplishments: • Continued roll out of the virtual server upgrade

2017 Objectives: • Implement the ERP software  
 • Complete the virtual server roll out

Budget Highlights: The major expenditures in this fund are for Street improvement projects funded by 2012 bond issue.

**FUND 477 2012 G.O. BOND**

2014-15 ACTUAL	2015-16 BUDGET	2015-16 ESTIMATE	2016-17 CITY MGR RECOMMENDS	2016-17 APPROVED BUDGET
\$70,520	\$290,186	\$61,764	\$228,246	\$228,246

**CITY OF BARTLESVILLE**  
 2016-17 Operating Budget  
 2012 G.O. Bond Fund – Expenditure and Revenue Summary

*Expenditures and Reserves*

<b>EXPENDITURES BY DEPARTMENT OR PURPOSE</b>	<b>2014-15 ACTUAL</b>	<b>2015-16 BUDGET</b>	<b>2015-16 ESTIMATE</b>	<b>2016-17 BUDGET</b>
Tech Services	\$ 15,092	\$ 200,894	\$ 42,064	\$ 158,830
Fire	-	-	19,700	-
Police	940	-	-	-
History Museum	54,000	-	-	-
Parks	488	-	-	-
Sooner Pool	-	89,292	-	69,416
Unallocated	-	-	-	-
<b>Total Expenditures</b>	<b><u>\$ 70,520</u></b>	<b><u>\$ 290,186</u></b>	<b><u>\$ 61,764</u></b>	<b><u>\$ 228,246</u></b>

*Revenues*

<b>REVENUE BY SOURCE</b>	<b>2014-15 ACTUAL</b>	<b>2015-16 BUDGET</b>	<b>2015-16 ESTIMATE</b>	<b>2016-17 BUDGET</b>
Interest and Investment Income	\$ 1,477	\$ -	\$ 741	\$ -
Transfer in from 2010 G.O. Bond	-	55,759	55,759	-
Fund Balance	266,309	234,427	233,510	228,246
<b>Total Available for Appropriation</b>	<b><u>\$ 267,786</u></b>	<b><u>\$ 290,186</u></b>	<b><u>\$ 290,010</u></b>	<b><u>\$ 228,246</u></b>



**CITY OF BARTLESVILLE**  
 2016-17 Operating Budget  
 2012 G.O. Bond Fund Capital Outlay Detail

FUND 477 CIP - 2012 G.O. BOND FUND  
 ALL DEPARTMENTS

*Capital Outlay Schedule*

DEPARTMENT	PROJECT NUMBER	DESCRIPTION	2014-15 ACTUAL	2015-16 BUDGET	2015-16 ESTIMATE	2016-17 BUDGET
185	13043	ERP Software	\$ -	\$ 125,000	\$ -	\$ 125,000
185	13044	Virtual Server System	15,092	75,894	42,064	33,830
		<b>Total Tech Services</b>	<b>15,092</b>	<b>200,894</b>	<b>42,064</b>	<b>158,830</b>
250	13045	A&E design of public safety complex	-	-	19,700	-
		<b>Total Fire</b>	-	-	<b>19,700</b>	-
270	13046	A&E design of public safety complex	940	-	-	-
		<b>Total Police</b>	<b>940</b>	-	-	-
425	13050	Environmental Controls	54,000	-	-	-
		<b>Total History Musuem</b>	<b>54,000</b>	-	-	-
431	13051	Regulation size soccer fields	(1,145)	-	-	-
431	13052	Playground at Oak Park	1,633	-	-	-
431	13053	Artunoff Facility Upgrades	-	-	-	-
431	13054	Two Deck Mowers	-	-	-	-
		<b>Total Parks</b>	<b>488</b>	-	-	-
433	13055	Resurface Sooner & Construct Shade Struct	-	89,292	-	69,416
		<b>Total Sooner Pool</b>	-	<b>89,292</b>	-	<b>69,416</b>
<b>TOTAL</b>			<b>\$ 70,520</b>	<b>\$ 290,186</b>	<b>\$ 61,764</b>	<b>\$ 228,246</b>

**CITY OF BARTLESVILLE**  
 2016-17 Operating Budget  
 2014 G.O. Bond Fund– Summary

Fund Mission: N/A

Fund Description: The 2014 G.O. Bond Fund was established to account for the 2014 General Obligation Bond proceeds that were dedicated to Street and Park improvements.

- 2016 Accomplishments:
- Completed design for the 14<sup>th</sup> Street, Moonlight, and Skyline Street rehabilitation projects
  - Complete the design of the Sooner Park playground improvements

- 2017 Objectives:
- Complete construction on road improvements for 14<sup>th</sup> Street, Moonlight, Skyline, and Sirocco
  - Complete Playground improvements to Sooner Park

Budget Highlights: The expenditures in this fund are for Street and Park improvement projects funded by 2014 bond issue.

**FUND 478 2014 G.O. BOND**

2014-15 ACTUAL	2015-16 BUDGET	2015-16 ESTIMATE	2016-17 CITY MGR RECOMMENDS	2016-17 APPROVED BUDGET
\$2,225	\$1,452,028	\$2,637	\$1,454,837	\$1,454,837

**CITY OF BARTLESVILLE**  
 2016-17 Operating Budget  
 2014 G.O. Bond Fund – Expenditure and Revenue Summary

*Expenditures and Reserves*

<b>EXPENDITURES BY DEPARTMENT OR PURPOSE</b>	<b>2014-15 ACTUAL</b>	<b>2015-16 BUDGET</b>	<b>2015-16 ESTIMATE</b>	<b>2016-17 BUDGET</b>
Accounting and Finance	\$ 150	\$ -	\$ -	\$ -
Street	2,075	1,300,000	2,637	1,300,000
Park and Rec	-	140,000	-	140,000
Unallocated	-	12,028	-	14,837
<b>Total Expenditures</b>	<b>\$ 2,225</b>	<b>\$ 1,452,028</b>	<b>\$ 2,637</b>	<b>\$ 1,454,837</b>

*Revenues*

<b>REVENUE BY SOURCE</b>	<b>2014-15 ACTUAL</b>	<b>2015-16 BUDGET</b>	<b>2015-16 ESTIMATE</b>	<b>2016-17 BUDGET</b>
Interest and Investment Income	\$ 4,314	\$ -	\$ 3,175	\$ -
Proceeds from Issuance of Debt	-	-	-	-
Fund Balance	1,452,210	1,452,028	1,454,299	1,454,837
<b>Total Available for Appropriation</b>	<b>\$ 1,456,524</b>	<b>\$ 1,452,028</b>	<b>\$ 1,457,474</b>	<b>\$ 1,454,837</b>

**CITY OF BARTLESVILLE**  
 2016-17 Operating Budget  
 2014 G.O. Bond Fund Capital Outlay Detail

FUND 478 CIP - 2014 G.O. BOND FUND  
 ALL DEPARTMENTS

*Capital Outlay Schedule*

<b>DEPARTMENT</b>	<b>PROJECT NUMBER</b>	<b>DESCRIPTION</b>	<b>2014-15 ACTUAL</b>	<b>2015-16 BUDGET</b>	<b>2015-16 ESTIMATE</b>	<b>2016-17 BUDGET</b>
130	N/A	Issuance costs	\$ 150	\$ -	\$ -	\$ -
		<b>Total Accounting and Finance</b>	<b>150</b>	<b>-</b>	<b>-</b>	<b>-</b>
328	15016	Rehab Moonlight and Skyline Drive	1,479	625,000	637	625,000
328	15017	Rehab 14th Street Cherokee to Armstrong	596	350,000	2,000	350,000
328	15018	Rehab Sirroco Virginia Ave to Oakpark Rd	-	325,000	-	325,000
		<b>Total Street</b>	<b>2,075</b>	<b>1,300,000</b>	<b>2,637</b>	<b>1,300,000</b>
431	15019	Sooner Park playground and ADA Imprvmnt	-	140,000	-	140,000
		<b>Total Park</b>	<b>-</b>	<b>140,000</b>	<b>-</b>	<b>140,000</b>
<b>TOTAL</b>			<b>\$ 2,225</b>	<b>\$ 1,440,000</b>	<b>\$ 2,637</b>	<b>\$ 1,440,000</b>

**CITY OF BARTLESVILLE**  
 2016-17 Operating Budget  
 2014B G.O. Bond Fund– Summary

Fund Mission: N/A

Fund Description: The 2014B G.O. Bond Fund was established to account for the 2012 General Obligation Bond proceeds that were dedicated to Information Technology, Public Safety, and Park and Recreation improvements

2016 Accomplishments: 

- Started construction of the Public Safety Complex

2017 Objectives: 

- Complete construction of the Public Safety Complex
- Install tables and benches at various parks
- Complete park restroom upgrades

Budget Highlights: The major expenditures in this fund are for Information Technology, Public Safety, Park and Recreation and Street improvement projects funded by 2014 bond issue.

**FUND 479 2014B G.O. BOND**

2014-15 ACTUAL	2015-16 BUDGET	2015-16 ESTIMATE	2016-17 CITY MGR RECOMMENDS	2016-17 APPROVED BUDGET
\$88,463	\$5,111,536	\$5,025,000	\$106,201	\$106,201

**CITY OF BARTLESVILLE**  
 2016-17 Operating Budget  
 2014B G.O. Bond Fund – Expenditure and Revenue Summary

*Expenditures and Reserves*

<b>EXPENDITURES BY DEPARTMENT OR PURPOSE</b>	<b>2014-15 ACTUAL</b>	<b>2015-16 BUDGET</b>	<b>2015-16 ESTIMATE</b>	<b>2016-17 BUDGET</b>
Accounting and Finance	\$ 63,445	\$ -	\$ -	\$ -
Fire	-	3,000,000	3,000,000	-
Police	-	2,025,000	2,025,000	-
Park and Rec	49	70,000	-	55,000
Municipal Golf Course	24,969	-	-	-
Unallocated	-	16,536	-	51,201
<b>Total Expenditures</b>	<b><u>\$ 88,463</u></b>	<b><u>\$ 5,111,536</u></b>	<b><u>\$ 5,025,000</u></b>	<b><u>\$ 106,201</u></b>

*Revenues*

<b>REVENUE BY SOURCE</b>	<b>2014-15 ACTUAL</b>	<b>2015-16 BUDGET</b>	<b>2015-16 ESTIMATE</b>	<b>2016-17 BUDGET</b>
Interest and Investment Income	\$ 8,485	\$ -	\$ 11,179	\$ -
Proceeds from Issuance of Debt	5,200,000	-	-	-
Fund Balance	-	5,111,536	5,120,022 <span style="color: red;">▲</span>	106,201
<b>Total Available for Appropriation</b>	<b><u>\$ 5,208,485</u></b>	<b><u>\$ 5,111,536</u></b>	<b><u>\$ 5,131,201</u></b>	<b><u>\$ 106,201</u></b>

**CITY OF BARTLESVILLE**  
 2016-17 Operating Budget  
 2014B G.O. Bond Fund Capital Outlay Detail

*Capital Outlay Schedule*

<b>DEPARTMENT</b>	<b>PROJECT NUMBER</b>	<b>DESCRIPTION</b>	<b>2014-15 ACTUAL</b>	<b>2015-16 BUDGET</b>	<b>2015-16 ESTIMATE</b>	<b>2016-17 BUDGET</b>
130	N/A	Issuance costs	\$ 63,445	\$ -	\$ -	\$ -
		<b>Total Accounting and Finance</b>	<b>63,445</b>	-	-	-
250	13045	Public Safty Complex	-	3,000,000	3,000,000	-
		<b>Total Fire</b>	-	<b>3,000,000</b>	<b>3,000,000</b>	-
270	13045	Public Safty Complex	-	2,025,000	2,025,000	-
		<b>Total Police</b>	-	<b>2,025,000</b>	<b>2,025,000</b>	-
431		Park restroom upgrades	49	40,000	-	40,000
431		Picnic tables and benches	-	15,000	-	15,000
431		Zero turn Mower	-	15,000	-	-
		<b>Total Park</b>	<b>49</b>	<b>70,000</b>	-	<b>55,000</b>
445	15019	Greens Mower	24,969	-	-	-
		<b>Total Golf Course</b>	<b>24,969</b>	-	-	-
<b>TOTAL</b>			<b>\$ 88,463</b>	<b>\$ 5,095,000</b>	<b>\$ 5,025,000</b>	<b>\$ 55,000</b>

**CITY OF BARTLESVILLE**  
 2016-17 Operating Budget  
 2015 G.O. Bond Fund– Summary

Fund Mission: N/A

Fund Description: The 2015 G.O. Bond Fund was established to account for the 2015 General Obligation Bond proceeds that were dedicated to Streets, and Adams Municipal Golf Course.

2016 Accomplishments:
 

- Started design for road improvements to Price Road between Highway 75 and Silver Lake Road
- Started design of Tuxedo Boulevard between Madison and the Caney River

2017 Objectives:
 

- Complete construction on Price Road between Highway 75 and Silver Lake Road
- Complete construction on Tuxedo Boulevard between Madison and the Caney River

Budget Highlights: The expenditures in this fund are for Public Safety and Misc equipment funded by 2014 bond issue.

**FUND 480 2015 G.O. BOND**

2014-15 ACTUAL	2015-16 BUDGET	2015-16 ESTIMATE	2016-17 CITY MGR RECOMMENDS	2016-17 APPROVED BUDGET
\$0	\$2,000,000	\$110,200	\$1,889,819	\$1,889,819



**CITY OF BARTLESVILLE**  
 2016-17 Operating Budget  
 2015 G.O. Bond Fund – Expenditure and Revenue Summary

*Expenditures and Reserves*

<b>EXPENDITURES BY DEPARTMENT OR PURPOSE</b>	<b>2014-15 ACTUAL</b>	<b>2015-16 BUDGET</b>	<b>2015-16 ESTIMATE</b>	<b>2016-17 BUDGET</b>
Accounting and Finance	\$ -	\$ 55,200	\$ 55,200	\$ -
Street	-	1,889,800	-	1,875,000
Adams Municipal Golf Course	-	55,000	55,000	-
Unallocated	-	-	-	14,819
<b>Total Expenditures</b>	<b>\$ -</b>	<b>\$ 2,000,000</b>	<b>\$ 110,200</b>	<b>\$ 1,889,819</b>

*Revenues*

<b>REVENUE BY SOURCE</b>	<b>2014-15 ACTUAL</b>	<b>2015-16 BUDGET</b>	<b>2015-16 ESTIMATE</b>	<b>2016-17 BUDGET</b>
Interest and Investment Income	\$ -	\$ -	\$ 19	\$ -
Bond Proceeds	-	2,000,000	2,000,000	-
Fund Balance	-	-	-	1,889,819
<b>Total Available for Appropriation</b>	<b>\$ -</b>	<b>\$ 2,000,000</b>	<b>\$ 2,000,019</b>	<b>\$ 1,889,819</b>

**CITY OF BARTLESVILLE**  
 2016-17 Operating Budget  
 2015 G.O. Bond Fund Capital Outlay Detail

*Capital Outlay Schedule*

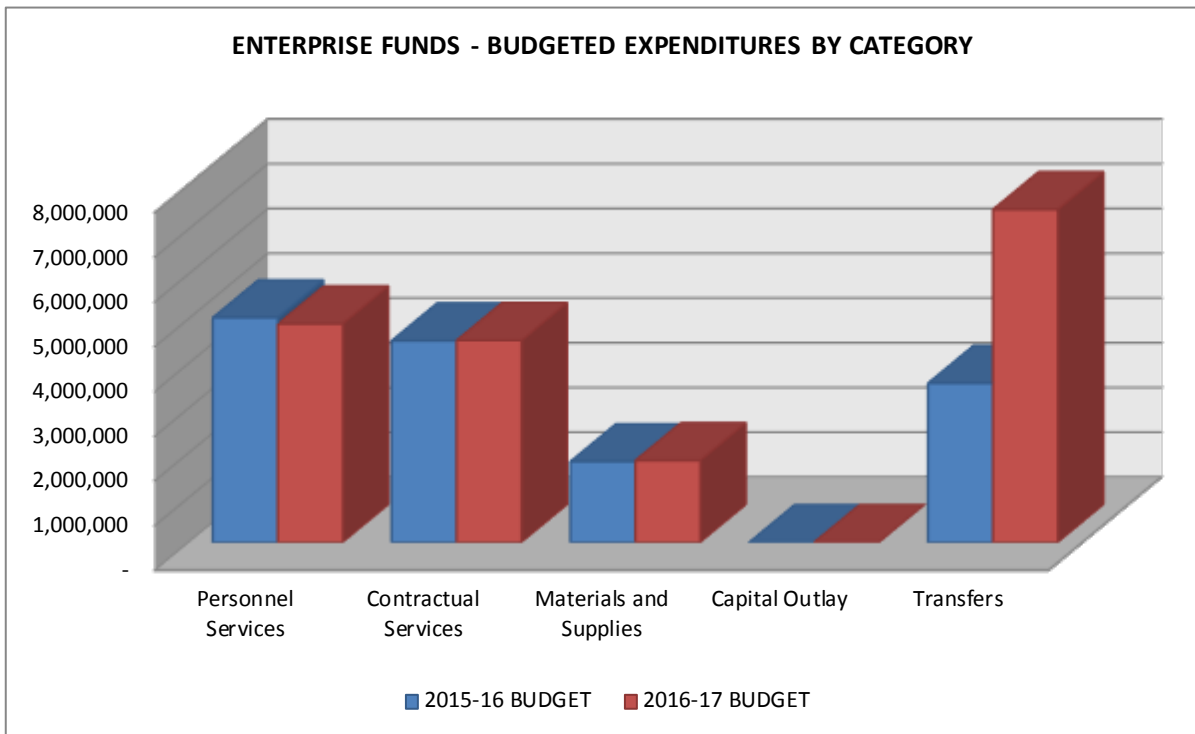
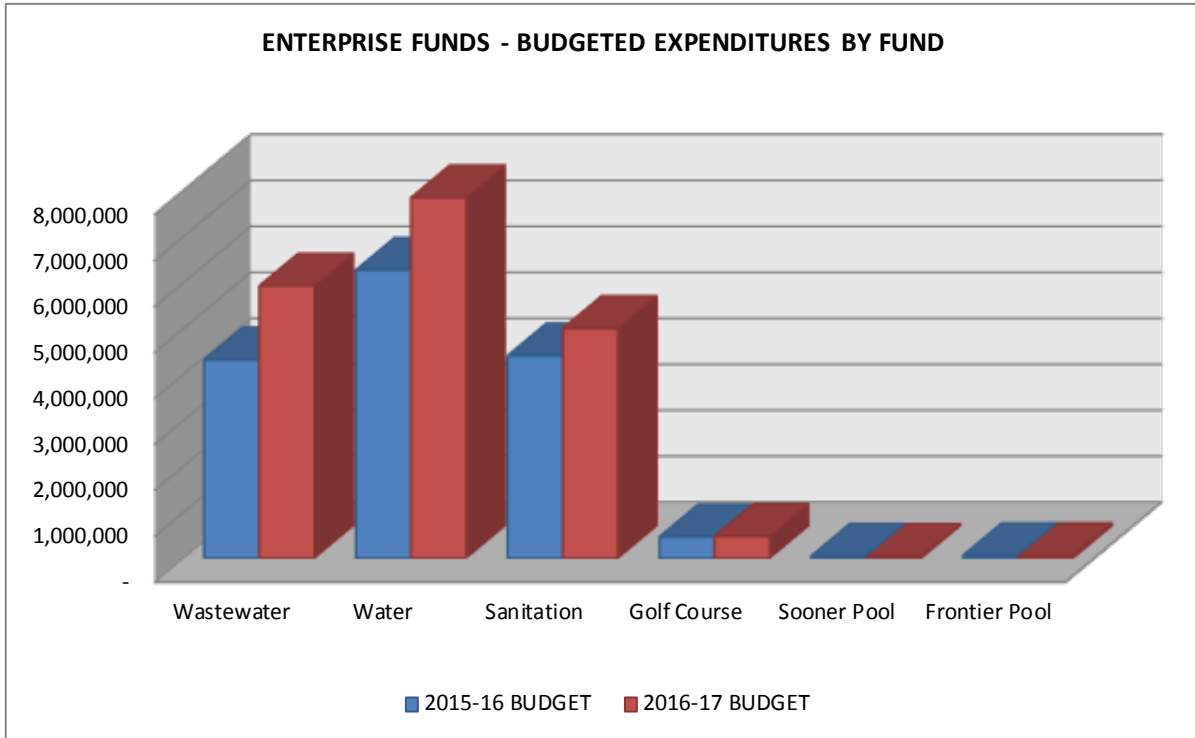
<b>DEPARTMENT</b>	<b>PROJECT NUMBER</b>	<b>DESCRIPTION</b>	<b>2014-15 ACTUAL</b>	<b>2015-16 BUDGET</b>	<b>2015-16 ESTIMATE</b>	<b>2016-17 BUDGET</b>
130	N/A	Issuance cost	\$ -	\$ 55,200	\$ 55,200	\$ -
328	New	Price road Rehab	-	889,800	-	875,000
328	New	Tuxedo Rehab	-	1,000,000	-	1,000,000
328		<b>Total Street</b>	-	<b>1,889,800</b>	-	<b>1,875,000</b>
445	N/A	Machinery and Equipment	-	<b>55,000</b>	<b>55,000</b>	-
<b>TOTAL</b>			<b>\$ -</b>	<b>\$ 3,889,600</b>	<b>\$ 110,000</b>	<b>\$ 3,750,000</b>

# ENTERPRISE FUNDS

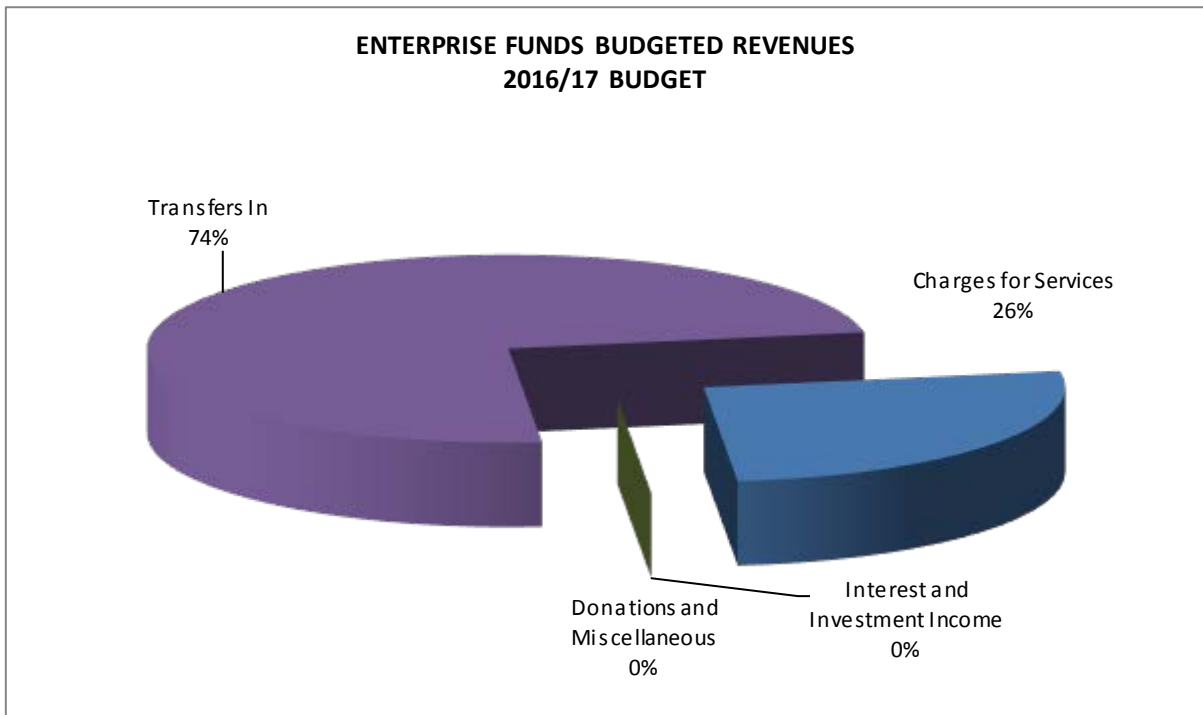
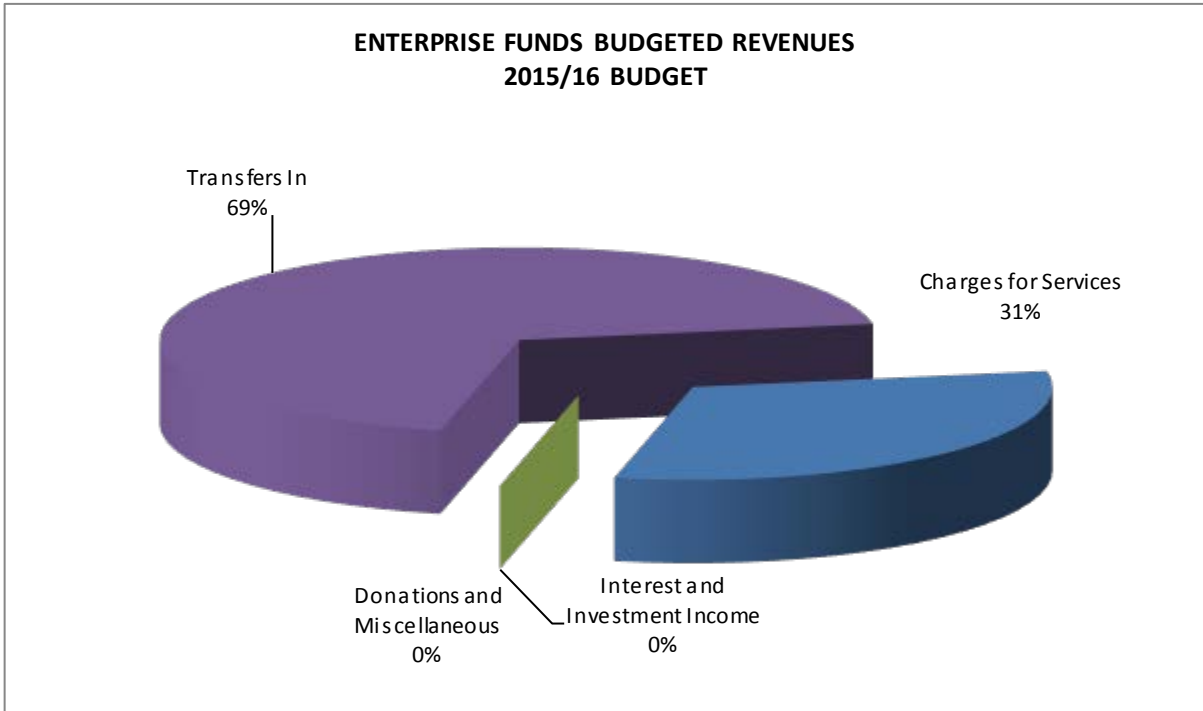


*PAGE LEFT BLANK INTENTIONALLY*

**CITY OF BARTLESVILLE**  
 2016-17 Operating Budget  
 Enterprise Funds – Expenditure Graphs



**CITY OF BARTLESVILLE**  
2016-17 Operating Budget  
Enterprise Funds – Revenue Graphs



**CITY OF BARTLESVILLE**  
 2016-17 Operating Budget  
 Enterprise Funds – Summary by Fund or Source

*Expenditures and Reserves*

<b>EXPENDITURES BY FUND</b>	<b>2014-15 ACTUAL</b>	<b>2015-16 BUDGET</b>	<b>2015-16 ESTIMATE</b>	<b>2016-17 BUDGET</b>
Wastewater	\$ 3,758,894	\$ 4,318,560	\$ 4,172,473	\$ 5,925,994
Water	7,422,887	6,272,016	5,662,751	7,847,589
Sanitation	4,239,944	4,409,011	4,206,812	5,002,360
Golf Course	430,286	467,106	448,017	479,213
Sooner Pool	87,207	49,422	43,797	46,104
Frontier Pool	112,468	61,302	56,350	58,446
<b>Total Expenditures and Reserves</b>	<b><u>\$16,051,686</u></b>	<b><u>\$15,577,417</u></b>	<b><u>\$14,590,200</u></b>	<b><u>\$19,359,706</u></b>

*Revenues*

<b>REVENUE BY SOURCE</b>	<b>2014-15 ACTUAL</b>	<b>2015-16 BUDGET</b>	<b>2015-16 ESTIMATE</b>	<b>2016-17 BUDGET</b>
Charges for Services	\$ 4,839,750	\$ 4,867,239	\$ 4,840,153	\$ 4,884,679
Interest and Investment Income	5,279	-	3,464	-
Donations and Miscellaneous	7,749	-	14,340	-
Transfer In:				
From General Fund	234,572	206,788	206,788	173,433
From BMA - Wastewater	3,897,652	4,367,693	4,172,328	5,848,311
From BMA - Water	7,400,707	6,115,060	5,352,834	7,676,102
Fund Balance	825,736	1,450,749	1,649,840	1,638,359
<b>Total Available for Appropriation</b>	<b><u>\$17,211,445</u></b>	<b><u>\$17,007,529</u></b>	<b><u>\$16,239,747</u></b>	<b><u>\$20,220,884</u></b>

**CITY OF BARTLESVILLE**  
**2016-17 Operating Budget**  
**Enterprise Funds – Expenditure Summary by Line Item**

<b>PERSONNEL SERVICES</b>	<b>2014-15 ACTUAL</b>	<b>2015-16 BUDGET</b>	<b>2015-16 ESTIMATE</b>	<b>2016-17 REQUEST</b>	<b>CITY MGR REC</b>	<b>2016-17 APPROVED</b>
51110 REGULAR SALARIES	\$ 3,095,949	\$ 3,180,000	\$ 3,030,334	\$ 3,221,000	\$ 3,221,000	\$ 3,221,000
51120 OVERTIME	58,149	119,000	59,678	124,000	124,000	124,000
51130 FICA	230,738	245,000	225,280	249,000	249,000	249,000
51140 GROUP INSURANCE	743,082	780,465	780,465	763,416	763,416	763,416
51150 DB RETIREMENT	458,676	454,000	448,171	434,000	434,000	434,000
51155 DC RETIREMENT	34,822	46,000	37,714	50,000	50,000	50,000
51170 WORKER'S COMPENSATION	127,092	199,316	199,316	46,991	46,991	46,991
51180 UNEMPLOYMENT COMP	960	-	-	-	-	-
<b>TOTAL PERSONNEL SERVICES</b>	<b>\$ 4,749,468</b>	<b>\$ 5,023,781</b>	<b>\$ 4,780,958</b>	<b>\$ 4,888,407</b>	<b>\$ 4,888,407</b>	<b>\$ 4,888,407</b>
<b>CONTRACTUAL SERVICES</b>						
52110 EMPLOYMENT SERVICES	\$ 52,382	\$ 58,755	\$ 70,522	\$ 56,630	\$ 56,630	\$ 56,630
52310 UTILITIES & COMMUNICATIONS	528,504	652,604	505,687	601,500	601,500	601,500
52410 PROFESSIONAL SERVICES	361,739	244,766	224,905	243,916	243,916	243,916
52510 OTHER SERVICES	872,803	940,930	938,592	990,000	990,000	990,000
52610 MAINT. & REPAIR SERVICE	260,120	385,250	348,734	389,576	389,576	389,576
52710 OPERATIONAL SERVICES	2,196,385	2,225,887	2,220,637	2,233,987	2,233,987	2,233,987
52810 INSURANCE & BONDS	-	-	2,000	-	-	-
<b>TOTAL CONTRACTUAL SERVICES</b>	<b>\$ 4,271,933</b>	<b>\$ 4,508,192</b>	<b>\$ 4,311,077</b>	<b>\$ 4,515,609</b>	<b>\$ 4,515,609</b>	<b>\$ 4,515,609</b>
<b>MATERIALS &amp; SUPPLIES</b>						
53110 OFFICE EQUIP. & SUPPLIES	\$ 16,198	\$ 20,450	\$ 17,327	\$ 13,050	\$ 13,050	\$ 13,050
53210 JANITORIAL SUPPLIES	7,458	6,950	7,744	8,050	8,050	8,050
53310 GENERAL SUPPLIES	779,670	920,811	761,557	891,786	891,786	891,786
53410 TOOLS & EQUIPMENT	52,756	40,818	55,254	65,118	65,118	65,118
53510 FUEL	212,676	279,000	234,535	262,000	262,000	262,000
53610 MAINT. & REPAIR MATERIALS	635,783	538,500	556,993	617,500	591,000	591,000
<b>TOTAL MATERIALS &amp; SUPPLIES</b>	<b>\$ 1,704,541</b>	<b>\$ 1,806,529</b>	<b>\$ 1,633,410</b>	<b>\$ 1,857,504</b>	<b>\$ 1,831,004</b>	<b>\$ 1,831,004</b>



**CITY OF BARTLESVILLE**

2016-17 Operating Budget

Enterprise Funds – Expenditure Summary by Line Item  
(continued)

<b>CAPITAL OUTLAY</b>	<b>2014-15 ACTUAL</b>	<b>2015-16 BUDGET</b>	<b>2015-16 ESTIMATE</b>	<b>2016-17 REQUEST</b>	<b>CITY MGR REC</b>	<b>2016-17 APPROVED</b>
55930 OTHER IMPROVEMENTS	\$ 90,280	\$ -	\$ -	\$ -	\$ -	\$ -
55940 MACHINERY & EQUIPMENT	18,442	-	26,448	-	-	-
<b>TOTAL CAPITAL OUTLAY</b>	<b>\$ 108,722</b>	<b>\$ -</b>	<b>\$ 26,448</b>	<b>\$ -</b>	<b>\$ -</b>	<b>\$ -</b>
<b>TRANSFERS OUT</b>						
59101 GENERAL FUND	\$ 3,196,264	\$ 3,267,436	\$ 3,267,436	\$ 3,552,756	\$ 3,552,756	\$ 3,552,756
59670 STABILIZATION RESERVE FUND	1,760,000	290,000	290,000	3,889,000	3,889,000	3,889,000
<b>TOTAL TRANSFERS</b>	<b>\$ 4,956,264</b>	<b>\$ 3,557,436</b>	<b>\$ 3,557,436</b>	<b>\$ 7,441,756</b>	<b>\$ 7,441,756</b>	<b>\$ 7,441,756</b>
<b>TOTAL BUDGET</b>	<b>\$15,790,928</b>	<b>\$14,895,938</b>	<b>\$14,309,329</b>	<b>\$18,703,276</b>	<b>\$18,676,776</b>	<b>\$18,676,776</b>

**CITY OF BARTLESVILLE**  
 2016-17 Operating Budget  
 Enterprise Funds – Personnel Summary

*Personnel*

<b>PERSONNEL COUNTS BY DEPARTMENT</b>	<b>2014-15 ACTUAL FTEs</b>	<b>2015-16 BUDGETED FTEs</b>	<b>2015-16 ACTUAL FTEs</b>	<b>2016-17 BUDGETED FTEs</b>
Wastewater Fund:				
Wastewater Maintenance	11	11	11	11
Water Fund:				
Water Plant	15	15	15	15
Water Administration	2	2	2	2
Water Distribution	18	21	18	21
<i>Total Water</i>	<b>35</b>	<b>38</b>	<b>35</b>	<b>38</b>
Sanitation Fund:				
Sanitation	31	31	31	31
Golf Course Fund:				
Municipal Golf Course	3	3	3	3
Sooner Pool:				
Swimming Pool	N/A	N/A	N/A	N/A
Frontier Pool:				
Swimming Pool	N/A	N/A	N/A	N/A
<b>Total Personnel</b>	<b>80</b>	<b>83</b>	<b>80</b>	<b>83</b>

**CITY OF BARTLESVILLE**  
 2016-17 Operating Budget  
 Wastewater Operating Fund – Expenditure and Revenue Summary

*Expenditures and Reserves*

<b>EXPENDITURES BY DEPARTMENT OR PURPOSE</b>	<b>2014-15 ACTUAL</b>	<b>2015-16 BUDGET</b>	<b>2015-16 ESTIMATE</b>	<b>2016-17 BUDGET</b>
Chickasaw Wastewater Treatment Plant	\$ 2,257,868	\$ 2,261,441	\$ 2,273,381	\$ 2,290,987
Wastewater Maintenance	765,675	965,837	892,787	797,778
Transfers Out: To General	673,954	893,882	893,882	973,772
To BMA - Water	-	-	-	-
To Stabilization Reserve Fund	61,397	82,423	82,423	81,251
To Capital Reserve Fund	-	30,000	30,000	1,700,000
Reserves: Contingency	-	64,546	-	61,775
Compensated Absences Reserve	-	20,431	-	20,431
<b>Total Expenditures and Reserves</b>	<b><u>\$ 3,758,894</u></b>	<b><u>\$ 4,318,560</u></b>	<b><u>\$ 4,172,473</u></b>	<b><u>\$ 5,925,994</u></b>

*Revenues*

<b>REVENUE BY SOURCE</b>	<b>2014-15 ACTUAL</b>	<b>2015-16 BUDGET</b>	<b>2015-16 ESTIMATE</b>	<b>2016-17 BUDGET</b>
Interest and Investment Income	\$ 216	\$ -	\$ 145	\$ -
Donations and Miscellaneous	-	-	-	-
Transfer In: From BMA - Wastewater	<u>3,897,652</u>	<u>4,367,693</u>	<u>4,172,328</u>	<u>5,848,311</u>
Fund Balance	<u>(117,560)</u>	<u>(49,133)</u>	<u>77,683</u>	<u>77,683</u>
<b>Total Available for Appropriation</b>	<b><u>\$ 3,780,308</u></b>	<b><u>\$ 4,318,560</u></b>	<b><u>\$ 4,250,156</u></b>	<b><u>\$ 5,925,994</u></b>

# ***CITY OF BARTLESVILLE***

## **2016-17 Operating Budget**

### **Wastewater Operating Fund – Wastewater Treatment Plant – Summary**

Department Mission: To protect the health and quality of living of the citizens of Bartlesville through sanitary collection and treatment of wastewater.

---

Department Description: The Chickasaw Wastewater Treatment Plant and 20 Sewage Lift Stations in the collection system are operated by a private contract with Veolia Water, Inc. The plant treats residential and industrial wastewater from the community. As required by the Oklahoma Pollution Discharge Elimination System (OPDES) Permit, waste sludge from the treatment process is disposed of through injection on agricultural land for beneficial use. Plant personnel also administer the Industrial Pre-treatment Program for the City.

---

2016 Accomplishments:

- Hauled 5,010 K gallons of Biosolids for land application
- Completed 4,339 Preventative and Corrective Maintenance Work Orders
- Installed replacement floating siphon assembly in No.3 Rectangular Final Clarifier
- Replaced fine bubble diffuser elements in the No.1 & 2 Aeration Basins
- Wastewater Plant treated 2.7 Billion gallons of wastewater
- Completed inspections of 4 Significant Industrial Users permitted in the Industrial Wastewater Treatment Program

---

2017 Objectives:

- Maintain 100% environmental compliance for plant operation
- Continue development of the Fats, Oil and Grease monitoring and inspection program for industrial pretreatment
- Replace the liner in the 20 million gallon Flow Equalization Basin at the Chickasaw wastewater treatment plant
- Continue land application program of Biosolids for beneficial reuse
- Replace fine bubble diffuser elements in the No.1 & No.2 Aeration Basin

**CITY OF BARTLESVILLE**  
 2016-17 Operating Budget  
 Wastewater Operating Fund – Wastewater Treatment Plant – Summary  
 (continued)

---

Budget Highlights:            The major expenditures in this department are the contract with Veolia Water, Inc. and replacement structures and equipment.

**FUND 509 WASTEWATER  
 DEPT 710 CHICKASAW WASTEWATER TREATMENT PLANT**

---

2014-15 ACTUAL	2015-16 BUDGET	2015-16 ESTIMATE	2016-17 CITY MGR RECOMMENDS	2016-17 APPROVED BUDGET
\$2,257,868	\$2,261,441	\$2,273,381	\$2,290,987	\$2,290,987

---

**CITY OF BARTLESVILLE**

2016-17 Operating Budget

Wastewater Operating Fund – Wastewater Treatment Plant – Line Item Detail

<b>CONTRACTUAL SERVICES</b>	<b>2014-15 ACTUAL</b>	<b>2015-16 BUDGET</b>	<b>2015-16 ESTIMATE</b>	<b>2016-17 REQUEST</b>	<b>CITY MGR REC</b>	<b>2016-17 APPROVED</b>
52310 UTILITIES & COMMUNICATIONS	\$ 1,138	\$ 804	\$ 2,613	\$ 2,600	\$ 2,600	\$ 2,600
52510 OTHER SERVICES	19,002	10,000	21,000	21,150	21,150	21,150
52610 MAINT. & REPAIR SERVICE	26,500	30,000	15,000	37,500	37,500	37,500
52710 OPERATIONAL SERVICES	2,196,385	2,220,637	2,220,637	2,229,737	2,229,737	2,229,737
<b>TOTAL CONTRACTUAL SERVICES</b>	<b>\$ 2,243,025</b>	<b>\$ 2,261,441</b>	<b>\$ 2,259,250</b>	<b>\$ 2,290,987</b>	<b>\$ 2,290,987</b>	<b>\$ 2,290,987</b>
<b>MATERIALS &amp; SUPPLIES</b>						
53610 MAINT. & REPAIR MATERIALS	\$ 712	\$ -	\$ -	\$ -	\$ -	\$ -
<b>TOTAL MATERIALS &amp; SUPPLIES</b>	<b>\$ 712</b>	<b>\$ -</b>	<b>\$ -</b>	<b>\$ -</b>	<b>\$ -</b>	<b>\$ -</b>
<b>CAPITAL OUTLAY</b>						
55940 MACHINERY & EQUIPMENT	\$ 14,131	\$ -	\$ 14,131	\$ -	\$ -	\$ -
<b>TOTAL CAPITAL OUTLAY</b>	<b>\$ 14,131</b>	<b>\$ -</b>	<b>\$ 14,131</b>	<b>\$ -</b>	<b>\$ -</b>	<b>\$ -</b>
<b>TOTAL BUDGET</b>	<b>\$ 2,257,868</b>	<b>\$ 2,261,441</b>	<b>\$ 2,273,381</b>	<b>\$ 2,290,987</b>	<b>\$ 2,290,987</b>	<b>\$ 2,290,987</b>

# ***CITY OF BARTLESVILLE***

## **2016-17 Operating Budget**

### **Wastewater Operating Fund – Wastewater Maintenance – Summary**

Department Mission: To maintain the sanitary sewer system in a condition that prevents potentially harmful failures, and to perform emergency repairs in the event of such failures.

---

Department Description: The Wastewater Maintenance Department is responsible for maintenance of the sanitary sewer system, including force mains and collector lines. A majority of its work is preventative maintenance to remove tree roots, accumulations of grease and other materials in the system that cause sewer line blockages and sewer backups. Crews can also perform repairs to the lines when necessary.

---

2016 Accomplishments:

- Investigated 278 main line call outs, requested by property owners when their private service was backed up
- Responded to 64 sewer main line backups. Cleaning a total of 55,581 feet of main line sewers upon request of residents
- Jet cleaned and jet sawed 794,917 feet of sanitary sewer main
- Completed Televised Inspection of 70,047 feet of sanitary sewer line
- Raised or repaired 35 manholes

---

2017 Objectives:

- Continue main line sewer cleaning program and upgrades to Hansen soft ware to make program more efficient
- Continue root control program
- Utilizing the video inspection system to identify both private side and main line defects for corrections
- Continue to make emergency and or critical repairs to main sewer lines as needed

---

**CITY OF BARTLESVILLE**

2016-17 Operating Budget

Wastewater Operating Fund – Wastewater Maintenance – Summary  
(continued)

Budget Highlights:           The major expenditures in this department are personnel costs and replacement equipment.

<b>FUND 509 WASTEWATER DEPT 715 WASTEWATER MAINTENANCE</b>				
<b>2014-15 ACTUAL</b>	<b>2015-16 BUDGET</b>	<b>2015-16 ESTIMATE</b>	<b>2016-17 CITY MGR RECOMMENDS</b>	<b>2016-17 APPROVED BUDGET</b>
<b>\$765,675</b>	<b>\$965,837</b>	<b>\$892,787</b>	<b>\$797,778</b>	<b>\$797,778</b>



# CITY OF BARTLESVILLE

## 2016-17 Operating Budget

### Wastewater Operating Fund – Wastewater Maintenance – Line Item Detail

<b>PERSONNEL SERVICES</b>	<b>2014-15 ACTUAL</b>	<b>2015-16 BUDGET</b>	<b>2015-16 ESTIMATE</b>	<b>2016-17 REQUEST</b>	<b>CITY MGR REC</b>	<b>2016-17 APPROVED</b>
51110 REGULAR SALARIES	\$ 429,336	\$ 425,000	\$ 408,225	\$ 409,000	\$ 409,000	\$ 409,000
51120 OVERTIME	4,364	18,000	3,076	19,000	19,000	19,000
51130 FICA	31,122	33,000	29,347	32,000	32,000	32,000
51140 GROUP INSURANCE	98,467	103,435	103,435	101,176	101,176	101,176
51150 DB RETIREMENT	65,506	68,000	57,947	60,000	60,000	60,000
51155 DC RETIREMENT	5,564	7,000	6,176	6,000	6,000	6,000
51170 WORKER'S COMPENSATION	19,007	168,352	168,352	19,152	19,152	19,152
<b>TOTAL PERSONNEL SERVICES</b>	<b>\$ 653,366</b>	<b>\$ 822,787</b>	<b>\$ 776,558</b>	<b>\$ 646,328</b>	<b>\$ 646,328</b>	<b>\$ 646,328</b>
<b>CONTRACTUAL SERVICES</b>						
52110 EMPLOYMENT SERVICES	\$ 7,608	\$ 8,250	\$ 7,092	\$ 8,250	\$ 8,250	\$ 8,250
52310 UTILITIES & COMMUNICATIONS	(671)	400	292	900	900	900
52410 PROFESSIONAL SERVICES	1,830	13,500	3,500	20,000	20,000	20,000
52510 OTHER SERVICES	1,175	3,250	1,874	3,250	3,250	3,250
52610 MAINT. & REPAIR SERVICE	8,296	20,000	8,284	15,000	15,000	15,000
52810 INSURANCE & BONDS	-	-	2,000	-	-	-
<b>TOTAL CONTRACTUAL SERVICES</b>	<b>\$ 18,238</b>	<b>\$ 45,400</b>	<b>\$ 23,042</b>	<b>\$ 47,400</b>	<b>\$ 47,400</b>	<b>\$ 47,400</b>
<b>MATERIALS &amp; SUPPLIES</b>						
53110 OFFICE EQUIP. & SUPPLIES	\$ 5	\$ -	\$ -	\$ -	\$ -	\$ -
53210 JANITORIAL SUPPLIES	-	-	15	-	-	-
53310 GENERAL SUPPLIES	10,317	11,200	10,100	11,200	11,200	11,200
53410 TOOLS & EQUIPMENT	9,896	9,450	11,500	15,350	15,350	15,350
53510 FUEL	21,858	32,000	17,071	25,000	25,000	25,000
53610 MAINT. & REPAIR MATERIALS	51,995	45,000	54,501	52,500	52,500	52,500
<b>TOTAL MATERIALS &amp; SUPPLIES</b>	<b>\$ 94,071</b>	<b>\$ 97,650</b>	<b>\$ 93,187</b>	<b>\$ 104,050</b>	<b>\$ 104,050</b>	<b>\$ 104,050</b>
<b>TOTAL BUDGET</b>						
	<b>\$ 765,675</b>	<b>\$ 965,837</b>	<b>\$ 892,787</b>	<b>\$ 797,778</b>	<b>\$ 797,778</b>	<b>\$ 797,778</b>

**CITY OF BARTLESVILLE**

2016-17 Operating Budget

Wastewater Operating Fund – Wastewater Maintenance – Personnel and Capital Detail

FUND 509 WASTEWATER  
DEPT 715 WASTEWATER MAINTENANCE

**PERSONNEL SCHEDULE**

<b>CLASSIFICATION</b>	<b>2014-15 ACTUAL NUMBER OF EMPLOYEES</b>	<b>2015-16 BUDGTED NUMBER OF EMPLOYEES</b>	<b>2015-16 ACTUAL NUMBER OF EMPLOYEES</b>	<b>2016-17 BUDGTED NUMBER OF EMPLOYEES</b>
WW Maint Supervisor	1	1	1	1
Wastewater Equip Operator	5	5	5	5
Maintenance Worker	4	4	4	5
UT Maint Worker	1	1	1	0
<b>TOTAL</b>	<b>11</b>	<b>11</b>	<b>11</b>	<b>11</b>

**CITY OF BARTLESVILLE**  
 2016-17 Operating Budget  
 Wastewater Operating Fund – Transfers – Summary

Department Mission: The Transfers department is not an operating department, and therefore has no mission.

---

Department Description: The Transfers department is used to account for transfers out to other funds. These activities are generally non-departmental, and therefore utilize this department.

---

2016 Accomplishments: N/A

---

2017 Objectives: N/A

---

Budget Highlights: The Wastewater Fund has two transfers. The transfer to the General Fund is to assist in funding the general operations of the City of Bartlesville, and the transfer to the Health Insurance Fund is for the Wastewater Fund’s portion of the amount necessary to establish the Health Insurance Fund.

**FUND 509 WASTEWATER  
 DEPT 900 TRANSFERS**

2014-15 ACTUAL	2015-16 BUDGET	2015-16 ESTIMATE	2016-17 CITY MGR RECOMMENDS	2016-17 APPROVED BUDGET
\$735,351	\$1,006,305	\$1,006,305	\$2,755,023	\$2,755,023

**CITY OF BARTLESVILLE**  
 2016-17 Operating Budget  
 Wastewater Operating Fund – Transfers – Line Item Detail

<b>TRANSFERS OUT</b>	<b>2014-15 ACTUAL</b>	<b>2015-16 BUDGET</b>	<b>2015-16 ESTIMATE</b>	<b>2016-17 REQUEST</b>	<b>CITY MGR REC</b>	<b>2016-17 APPROVED</b>
59101 GENERAL FUND	\$ 673,954	\$ 893,882	\$ 893,882	\$ 973,772	\$ 973,772	\$ 973,772
59670 STABILIZATION RESERVE FUND	61,397	82,423	82,423	81,251	81,251	81,251
59675 CAPITAL RESERVE FUND	-	30,000	30,000	1,700,000	1,700,000	1,700,000
<b>TOTAL TRANSFERS</b>	<u>\$ 735,351</u>	<u>\$ 1,006,305</u>	<u>\$ 1,006,305</u>	<u>\$ 2,755,023</u>	<u>\$ 2,755,023</u>	<u>\$ 2,755,023</u>
<b>TOTAL BUDGET</b>	<u>\$ 735,351</u>	<u>\$ 1,006,305</u>	<u>\$ 1,006,305</u>	<u>\$ 2,755,023</u>	<u>\$ 2,755,023</u>	<u>\$ 2,755,023</u>

**CITY OF BARTLESVILLE**  
 2016-17 Operating Budget  
 Water Operating Fund – Expenditure and Revenue Summary

*Expenditures and Reserves*

<b>EXPENDITURES BY DEPARTMENT OR PURPOSE</b>	<b>2014-15 ACTUAL</b>	<b>2015-16 BUDGET</b>	<b>2015-16 ESTIMATE</b>	<b>2016-17 BUDGET</b>
Water Plant	\$ 2,626,144	\$ 2,763,458	\$ 2,459,219	\$ 2,741,818
Water Administration	308,826	316,306	302,357	317,146
Water Distribution	1,293,243	1,496,475	1,376,885	1,525,469
Transfers Out: To General	1,573,356	1,404,672	1,404,672	1,530,212
To Auto Collision Insurance Fund	-	-	-	-
To Stabilization Reserve Fund	121,318	119,618	119,618	122,293
To Capital Reserve Fund	1,500,000	-	-	1,439,000
Reserves: Contingency	-	91,525	-	91,689
Compensated Absences Reserve	-	79,962	-	79,962
<b>Total Expenditures and Reserves</b>	<b><u>\$ 7,422,887</u></b>	<b><u>\$ 6,272,016</u></b>	<b><u>\$ 5,662,751</u></b>	<b><u>\$ 7,847,589</u></b>

*Revenues*

<b>REVENUE BY SOURCE</b>	<b>2014-15 ACTUAL</b>	<b>2015-16 BUDGET</b>	<b>2015-16 ESTIMATE</b>	<b>2016-17 BUDGET</b>
Interest and Investment Income	\$ 932	\$ -	\$ 727	\$ -
Donations and Miscellaneous	7,024	-	13,653	-
Transfer In: From BMA - Water	<u>7,400,707</u>	<u>6,115,060</u>	<u>5,352,834</u>	<u>7,676,102</u>
Fund Balance	<u>(9,612)</u>	<u>156,956</u>	<u>467,024</u>	<u>171,487</u>
<b>Total Available for Appropriation</b>	<b><u>\$ 7,399,051</u></b>	<b><u>\$ 6,272,016</u></b>	<b><u>\$ 5,834,238</u></b>	<b><u>\$ 7,847,589</u></b>

***CITY OF BARTLESVILLE***  
2016-17 Operating Budget  
Water Operating Fund – Water Plant – Summary

Department Mission: To provide safe drinking water to the citizens of Bartlesville that complies with all applicable standards. To provide maintenance and repair to the water plant, pump stations, and water storage tanks to maintain appropriate water pressures throughout the system.

---

Department Description: The Water Treatment Plant is responsible for the supply and treatment of water delivered to the customers of the City of Bartlesville. This includes maintaining water quality to comply with Federal and State standards, performing various analyses on the raw water to determine the best treatment methods, monitoring the treatment process, and delivery of treated water into the distribution system. Operation of the pump stations and water storage tanks to maintain adequate pressure in the distribution system is also a responsibility of the Water Treatment Plant.

---

2016 Accomplishments:

- Applied a soluble form of copper sulfate to Hudson Lake to eliminate taste and odor causing algae
- Had SolarBee Mixers installed in Hudson Lake to help eliminate iron and manganese
- Started construction on improvements to harden switch gear building and generator at Water Plant

---

2017 Objectives:

- Continue to monitor and manage Hudson Lake to maximize the treatment efficiency of the current system and to mitigate any taste and odor causing constituents
- Replace altitude valve on Circle Mountain tank
- Achieve compliance with all US EPA & ODEQ Regulations

---

**CITY OF BARTLESVILLE**  
 2016-17 Operating Budget  
 Water Operating Fund – Water Plant – Summary  
 (continued)

Budget Highlights:            The major expenditures in this department are personnel costs, utilities to operate the water plant and pumping stations, and the chemicals necessary to treat the raw water. During the 2014 calendar year the plant treated 2,171,194,000 gallons of water for use by our customers.

<b>FUND 510 WATER DEPT 720 WATER PLANT</b>				
<b>2014-15 ACTUAL</b>	<b>2015-16 BUDGET</b>	<b>2015-16 ESTIMATE</b>	<b>2016-17 CITY MGR RECOMMENDS</b>	<b>2016-17 APPROVED BUDGET</b>
<b>\$2,626,144</b>	<b>\$2,763,458</b>	<b>\$2,459,219</b>	<b>\$2,741,818</b>	<b>\$2,741,818</b>

**CITY OF BARTLESVILLE**  
**2016-17 Operating Budget**  
**Water Operating Fund – Water Plant – Line Item Detail**

<b>PERSONNEL SERVICES</b>	<b>2014-15 ACTUAL</b>	<b>2015-16 BUDGET</b>	<b>2015-16 ESTIMATE</b>	<b>2016-17 REQUEST</b>	<b>CITY MGR REC</b>	<b>2016-17 APPROVED</b>
51110 REGULAR SALARIES	\$ 562,586	\$ 575,000	\$ 575,791	\$ 598,000	\$ 598,000	\$ 598,000
51120 OVERTIME	29,996	31,000	30,292	32,000	32,000	32,000
51130 FICA	43,405	44,000	43,964	46,000	46,000	46,000
51140 GROUP INSURANCE	134,271	141,048	141,048	137,967	137,967	137,967
51150 DB RETIREMENT	75,231	77,000	75,456	62,000	62,000	62,000
51155 DC RETIREMENT	9,356	9,000	9,774	14,000	14,000	14,000
51170 WORKER'S COMPENSATION	17,766	5,885	5,885	10,925	10,925	10,925
51180 UNEMPLOYMENT COMP	435	-	-	-	-	-
<b>TOTAL PERSONNEL SERVICES</b>	<b>\$ 873,046</b>	<b>\$ 882,933</b>	<b>\$ 882,210</b>	<b>\$ 900,892</b>	<b>\$ 900,892</b>	<b>\$ 900,892</b>
<b>CONTRACTUAL SERVICES</b>						
52110 EMPLOYMENT SERVICES	\$ 7,043	\$ 9,375	\$ 10,250	\$ 7,250	\$ 7,250	\$ 7,250
52310 UTILITIES & COMMUNICATIONS	470,119	587,000	439,627	532,000	532,000	532,000
52410 PROFESSIONAL SERVICES	156,167	2,000	2,620	2,500	2,500	2,500
52510 OTHER SERVICES	102,530	94,000	90,000	120,000	120,000	120,000
52610 MAINT. & REPAIR SERVICE	196,743	288,350	280,000	290,276	290,276	290,276
52710 OPERATIONAL SERVICES	-	1,000	-	-	-	-
<b>TOTAL CONTRACTUAL SERVICES</b>	<b>\$ 932,602</b>	<b>\$ 981,725</b>	<b>\$ 822,497</b>	<b>\$ 952,026</b>	<b>\$ 952,026</b>	<b>\$ 952,026</b>
<b>MATERIALS &amp; SUPPLIES</b>						
53110 OFFICE EQUIP. & SUPPLIES	\$ 7,625	\$ 2,800	\$ 2,127	\$ 1,400	\$ 1,400	\$ 1,400
53210 JANITORIAL SUPPLIES	1,964	1,500	1,800	2,000	2,000	2,000
53310 GENERAL SUPPLIES	692,122	830,000	671,892	800,000	800,000	800,000
53410 TOOLS & EQUIPMENT	4,179	4,500	10,274	5,500	5,500	5,500
53510 FUEL	12,509	10,000	8,602	10,000	10,000	10,000
53610 MAINT. & REPAIR MATERIALS	97,786	50,000	47,500	70,000	70,000	70,000
<b>TOTAL MATERIALS &amp; SUPPLIES</b>	<b>\$ 816,185</b>	<b>\$ 898,800</b>	<b>\$ 742,195</b>	<b>\$ 888,900</b>	<b>\$ 888,900</b>	<b>\$ 888,900</b>



**CITY OF BARTLESVILLE**

2016-17 Operating Budget

Water Operating Fund – Water Plant – Line Item Detail  
(continued)

<b>CAPITAL OUTLAY</b>	<b>2014-15 ACTUAL</b>	<b>2015-16 BUDGET</b>	<b>2015-16 ESTIMATE</b>	<b>2016-17 REQUEST</b>	<b>CITY MGR REC</b>	<b>2016-17 APPROVED</b>
55940 MACHINERY & EQUIPMENT	\$ 4,311	\$ -	\$ 12,317	\$ -	\$ -	\$ -
<b>TOTAL CAPITAL OUTLAY</b>	<u>\$ 4,311</u>	<u>\$ -</u>	<u>\$ 12,317</u>	<u>\$ -</u>	<u>\$ -</u>	<u>\$ -</u>
<b>TOTAL BUDGET</b>	<u>\$ 2,626,144</u>	<u>\$ 2,763,458</u>	<u>\$ 2,459,219</u>	<u>\$ 2,741,818</u>	<u>\$ 2,741,818</u>	<u>\$ 2,741,818</u>

**CITY OF BARTLESVILLE**  
 2016-17 Operating Budget  
 Water Operating Fund – Water Plant – Personnel and Capital Detail

**FUND 510 WATER  
 DEPT 720 WATER PLANT**

**PERSONNEL SCHEDULE**

<b>CLASSIFICATION</b>	<b>2014-15 ACTUAL NUMBER OF EMPLOYEES</b>	<b>2015-16 BUDGTED NUMBER OF EMPLOYEES</b>	<b>2015-16 ACTUAL NUMBER OF EMPLOYEES</b>	<b>2016-17 BUDGTED NUMBER OF EMPLOYEES</b>
Water Plant Superintendent	1	1	1	1
Electronics Technician	1	1	1	1
Plant Mechanic	2	2	2	2
Lab Technician	1	1	1	1
Lead Water Plant Operator	0	0	0	4
Senior Water Plant Operator	0	0	0	2
Water Plant Operator	8	8	8	2
Maintenance Worker	2	2	2	2
<b>TOTAL</b>	<b>15</b>	<b>15</b>	<b>15</b>	<b>15</b>

**CITY OF BARTLESVILLE**  
2016-17 Operating Budget  
Water Operating Fund – Water Administration – Summary

Department Mission: To provide long-term focused planning and management for the City of Bartlesville’s water utility services.

---

Department Description: The Water Administration department provides the planning, management, and administration for the Water Plant, Water Distribution and Wastewater Maintenance Departments. Also provide contract oversight for the operation of the Chickasaw Wastewater Treatment Plant.

---

2016 Accomplishments:

- Completed construction for water line replacement along 18<sup>th</sup> between Keeler and Hillcrest
- Started construction for water line replacement along Cherokee Ave., between Adams and 14<sup>th</sup> as well as on 18<sup>th</sup> between Keeler and Hillcrest
- Completed construction on water line replacement in the alleys between Johnstone and Keeler, from 14<sup>th</sup> to 16<sup>th</sup>

---

2017 Objectives:

- Provide oversight and guidance in maintaining compliance with EPA and ODEQ regulations for water and wastewater treatment
- Update facility plan for WWTP and water reuse evaluation

---

Budget Highlights: The major expenditures in this department are personnel costs and utility costs.

**CITY OF BARTLESVILLE**  
 2016-17 Operating Budget  
 Water Operating Fund – Water Administration – Summary  
 (continued)

				<b>FUND 510 WATER</b>
				<b>DEPT 725 WATER ADMINISTRATION</b>
<b>2014-15 ACTUAL</b>	<b>2015-16 BUDGET</b>	<b>2015-16 ESTIMATE</b>	<b>2016-17 CITY MGR RECOMMENDS</b>	<b>2016-17 APPROVED BUDGET</b>
<b>\$308,826</b>	<b>\$316,306</b>	<b>\$302,357</b>	<b>\$317,146</b>	<b>\$317,146</b>

**CITY OF BARTLESVILLE**  
**2016-17 Operating Budget**  
**Water Operating Fund – Water Administration – Line Item Detail**

<i>PERSONNEL SERVICES</i>	<b>2014-15 ACTUAL</b>	<b>2015-16 BUDGET</b>	<b>2015-16 ESTIMATE</b>	<b>2016-17 REQUEST</b>	<b>CITY MGR REC</b>	<b>2016-17 APPROVED</b>
51110 REGULAR SALARIES	\$ 164,855	\$ 165,000	\$ 164,867	\$ 169,000	\$ 169,000	\$ 169,000
51130 FICA	12,049	13,000	12,007	13,000	13,000	13,000
51140 GROUP INSURANCE	17,905	18,806	18,806	18,396	18,396	18,396
51150 DB RETIREMENT	36,276	37,000	36,187	38,000	38,000	38,000
<b>TOTAL PERSONNEL SERVICES</b>	<b>\$ 231,085</b>	<b>\$ 233,806</b>	<b>\$ 231,867</b>	<b>\$ 238,396</b>	<b>\$ 238,396</b>	<b>\$ 238,396</b>
<b>CONTRACTUAL SERVICES</b>						
52110 EMPLOYMENT SERVICES	\$ 1,404	\$ 1,750	\$ 1,500	\$ 1,750	\$ 1,750	\$ 1,750
52310 UTILITIES & COMMUNICATIONS	10,936	12,900	10,153	12,900	12,900	12,900
52410 PROFESSIONAL SERVICES	52,457	42,000	42,000	44,150	44,150	44,150
52510 OTHER SERVICES	5,819	6,300	5,393	6,300	6,300	6,300
52610 MAINT. & REPAIR SERVICE	-	2,500	-	1,000	1,000	1,000
52710 OPERATIONAL SERVICES	-	4,250	-	4,250	4,250	4,250
<b>TOTAL CONTRACTUAL SERVICES</b>	<b>\$ 70,616</b>	<b>\$ 69,700</b>	<b>\$ 59,046</b>	<b>\$ 70,350</b>	<b>\$ 70,350</b>	<b>\$ 70,350</b>
<b>MATERIALS &amp; SUPPLIES</b>						
53110 OFFICE EQUIP. & SUPPLIES	\$ 1,708	\$ 8,100	\$ 6,200	\$ 2,600	\$ 2,600	\$ 2,600
53210 JANITORIAL SUPPLIES	1,380	1,200	1,635	1,800	1,800	1,800
53310 GENERAL SUPPLIES	2,572	2,500	3,342	3,000	3,000	3,000
53410 TOOLS & EQUIPMENT	1,116	-	12	-	-	-
53510 FUEL	349	500	234	500	500	500
53610 MAINT. & REPAIR MATERIALS	-	500	21	500	500	500
<b>TOTAL MATERIALS &amp; SUPPLIES</b>	<b>\$ 7,125</b>	<b>\$ 12,800</b>	<b>\$ 11,444</b>	<b>\$ 8,400</b>	<b>\$ 8,400</b>	<b>\$ 8,400</b>
<b>TOTAL BUDGET</b>						
	<b>\$ 308,826</b>	<b>\$ 316,306</b>	<b>\$ 302,357</b>	<b>\$ 317,146</b>	<b>\$ 317,146</b>	<b>\$ 317,146</b>

**CITY OF BARTLESVILLE**

2016-17 Operating Budget

Water Operating Fund – Water Administration – Personnel and Capital Detail

FUND 510 WATER  
DEPT 725 WATER ADMINISTRATION

**PERSONNEL SCHEDULE**

<b>CLASSIFICATION</b>	<b>2014-15 ACTUAL NUMBER OF EMPLOYEES</b>	<b>2015-16 BUDGTED NUMBER OF EMPLOYEES</b>	<b>2015-16 ACTUAL NUMBER OF EMPLOYEES</b>	<b>2016-17 BUDGTED NUMBER OF EMPLOYEES</b>
Water Utilities Director	1	0	0	0
Water Utilities and Engineering Director	0	1	1	1
Senior Administrative Assistant	1	1	1	1
<b>TOTAL</b>	<b>2</b>	<b>2</b>	<b>2</b>	<b>2</b>

# ***CITY OF BARTLESVILLE***

## **2016-17 Operating Budget**

### **Water Operating Fund – Water Distribution – Summary**

Department Mission: To maintain and monitor the City’s water distribution system and to provide field services necessary for the operation and billing of the water utility system as a whole.

---

Department Description: The Water Distribution department is responsible for the maintenance and repair of the water distribution system of the City. It installs new service lines, constructs replacement lines and tests and repairs meters. It also conducts leak inspections, meter checks, connects and disconnects the City’s water customers, and reads water meters.

---

2016 Accomplishments:

- Repaired 24 water main breaks ranging in size from 6” to 20”
- Repaired 149 service line leaks
- Installed 29 new water services
- Completed 3,384 locate work orders
- Completed the flushing, of approximately 1,600 fire hydrants

---

2017 Objectives:

- Replace existing 6 inch water main in Osage, between 15<sup>th</sup> and 16<sup>th</sup> Street
- Replace existing 6 inch water main Putnam, between Barlow Drive
- Replace existing 8 inch water main on Woodland, between Willow Park and Prairie Heights
- Complete the annual flushing and testing of fire hydrants

---

**CITY OF BARTLESVILLE**  
 2016-17 Operating Budget  
 Water Operating Fund – Water Distribution – Summary  
 (continued)

Budget Highlights:           The major expenditures in this department are personnel costs, fuel, maintenance and repair services, and replacement of equipment and main line replacement.

<b>FUND 510 WATER DEPT 730 WATER DISTRIBUTION</b>				
<b>2014-15 ACTUAL</b>	<b>2015-16 BUDGET</b>	<b>2015-16 ESTIMATE</b>	<b>2016-17 CITY MGR RECOMMENDS</b>	<b>2016-17 APPROVED BUDGET</b>
<b>\$1,293,243</b>	<b>\$1,496,475</b>	<b>\$1,376,885</b>	<b>\$1,525,469</b>	<b>\$1,525,469</b>



**CITY OF BARTLESVILLE**  
**2016-17 Operating Budget**  
**Water Operating Fund – Water Distribution – Line Item Detail**

<b>PERSONNEL SERVICES</b>	<b>2014-15 ACTUAL</b>	<b>2015-16 BUDGET</b>	<b>2015-16 ESTIMATE</b>	<b>2016-17 REQUEST</b>	<b>CITY MGR REC</b>	<b>2016-17 APPROVED</b>
51110 REGULAR SALARIES	\$ 632,522	\$ 739,000	\$ 658,539	\$ 751,000	\$ 751,000	\$ 751,000
51120 OVERTIME	20,760	48,000	17,615	49,000	49,000	49,000
51130 FICA	47,981	57,000	49,493	58,000	58,000	58,000
51140 GROUP INSURANCE	187,834	197,467	197,467	193,153	193,153	193,153
51150 DB RETIREMENT	95,432	87,000	93,861	89,000	89,000	89,000
51155 DC RETIREMENT	6,695	15,000	8,088	15,000	15,000	15,000
51170 WORKER'S COMPENSATION	14,630	83	83	2,966	2,966	2,966
<b>TOTAL PERSONNEL SERVICES</b>	<b>\$ 1,005,854</b>	<b>\$ 1,143,550</b>	<b>\$ 1,025,146</b>	<b>\$ 1,158,119</b>	<b>\$ 1,158,119</b>	<b>\$ 1,158,119</b>
<b>CONTRACTUAL SERVICES</b>						
52110 EMPLOYMENT SERVICES	\$ 7,683	\$ 9,700	\$ 20,000	\$ 9,700	\$ 9,700	\$ 9,700
52310 UTILITIES & COMMUNICATIONS	594	1,600	2,160	2,400	2,400	2,400
52410 PROFESSIONAL SERVICES	9,201	45,000	32,348	35,000	35,000	35,000
52510 OTHER SERVICES	7,624	2,650	545	6,150	6,150	6,150
52610 MAINT. & REPAIR SERVICE	18,580	15,600	17,500	17,000	17,000	17,000
<b>TOTAL CONTRACTUAL SERVICES</b>	<b>\$ 43,682</b>	<b>\$ 74,550</b>	<b>\$ 72,553</b>	<b>\$ 70,250</b>	<b>\$ 70,250</b>	<b>\$ 70,250</b>
<b>MATERIALS &amp; SUPPLIES</b>						
53210 JANITORIAL SUPPLIES	\$ -	\$ -	\$ 44	\$ -	\$ -	\$ -
53310 GENERAL SUPPLIES	7,924	6,675	8,114	8,000	8,000	8,000
53410 TOOLS & EQUIPMENT	17,094	9,200	16,000	11,600	11,600	11,600
53510 FUEL	31,412	47,500	25,028	37,500	37,500	37,500
53610 MAINT. & REPAIR MATERIALS	187,277	215,000	230,000	240,000	240,000	240,000
<b>TOTAL MATERIALS &amp; SUPPLIES</b>	<b>\$ 243,707</b>	<b>\$ 278,375</b>	<b>\$ 279,186</b>	<b>\$ 297,100</b>	<b>\$ 297,100</b>	<b>\$ 297,100</b>
<b>TOTAL BUDGET</b>	<b>\$ 1,293,243</b>	<b>\$ 1,496,475</b>	<b>\$ 1,376,885</b>	<b>\$ 1,525,469</b>	<b>\$ 1,525,469</b>	<b>\$ 1,525,469</b>

**CITY OF BARTLESVILLE**

2016-17 Operating Budget

Water Operating Fund – Water Distribution – Personnel and Capital Detail

FUND 510 WATER  
DEPT 730 WATER DISTRIBUTION

**PERSONNEL SCHEDULE**

<b>CLASSIFICATION</b>	<b>2014-15 ACTUAL NUMBER OF EMPLOYEES</b>	<b>2015-16 BUDGTED NUMBER OF EMPLOYEES</b>	<b>2015-16 ACTUAL NUMBER OF EMPLOYEES</b>	<b>2016-17 BUDGTED NUMBER OF EMPLOYEES</b>
Water Distribution Supervisor	1	1	1	1
Concrete Mason	1	1	1	1
Utility Const. Crew Leader	1	1	1	1
Equipment Operator	3	3	3	3
Water Utility Service Coordinator	1	1	1	1
Water Utility Service Rep.	2	2	2	2
Fiscal Technician	1	1	1	0
Meter Technician	1	2	1	2
UT Maintenance Worker	7	9	7	9
Administrative Assistant	0	0	0	1
<b>TOTAL</b>	<b>18</b>	<b>21</b>	<b>18</b>	<b>21</b>

**CITY OF BARTLESVILLE**  
 2016-17 Operating Budget  
 Water Operating Fund – Transfers – Summary

Department Mission: The Transfers department is not an operating department, and therefore has no mission.

---

Department Description: The Transfers department is used to account for transfers out to other funds. These activities are generally non-departmental, and therefore utilize this department.

---

2016 Accomplishments: N/A

---

2017 Objectives: N/A

---

Budget Highlights: The Water Fund has two transfers. The transfer to the General Fund is to assist in funding the general operations of the City of Bartlesville, and the transfer to the Health Insurance Fund is for the Water Fund’s portion of the amount necessary to establish the Health Insurance Fund.

<b>FUND 510 WATER DEPT 900 TRANSFERS</b>				
<b>2014-15 ACTUAL</b>	<b>2015-16 BUDGET</b>	<b>2015-16 ESTIMATE</b>	<b>2016-17 CITY MGR RECOMMENDS</b>	<b>2016-17 APPROVED BUDGET</b>
<b>\$3,194,674</b>	<b>\$1,524,290</b>	<b>\$1,524,290</b>	<b>\$3,091,505</b>	<b>\$3,091,505</b>

**CITY OF BARTLESVILLE**  
 2016-17 Operating Budget  
 Water Operating Fund – Transfers – Line Item Detail

<b>TRANSFERS OUT</b>	<b>2014-15 ACTUAL</b>	<b>2015-16 BUDGET</b>	<b>2015-16 ESTIMATE</b>	<b>2016-17 REQUEST</b>	<b>CITY MGR REC</b>	<b>2016-17 APPROVED</b>
59101 GENERAL FUND	\$ 1,573,356	\$ 1,404,672	\$ 1,404,672	\$ 1,530,212	\$ 1,530,212	\$ 1,530,212
59670 STABILIZATION RESERVE FUND	121,318	119,618	119,618	122,293	122,293	122,293
59675 CAPITAL RESERVE FUND	1,500,000	-	-	1,439,000	1,439,000	1,439,000
<b>TOTAL TRANSFERS</b>	<b>\$ 3,194,674</b>	<b>\$ 1,524,290</b>	<b>\$ 1,524,290</b>	<b>\$ 3,091,505</b>	<b>\$ 3,091,505</b>	<b>\$ 3,091,505</b>
<b>TOTAL BUDGET</b>	<b>\$ 3,194,674</b>	<b>\$ 1,524,290</b>	<b>\$ 1,524,290</b>	<b>\$ 3,091,505</b>	<b>\$ 3,091,505</b>	<b>\$ 3,091,505</b>

**CITY OF BARTLESVILLE**  
 2016-17 Operating Budget  
 Sanitation Operating Fund – Expenditure and Revenue Summary

*Expenditures and Reserves*

<b>EXPENDITURES BY DEPARTMENT OR PURPOSE</b>	<b>2014-15 ACTUAL</b>	<b>2015-16 BUDGET</b>	<b>2015-16 ESTIMATE</b>	<b>2016-17 BUDGET</b>
Sanitation	\$ 2,952,947	\$ 2,972,640	\$ 2,899,100	\$ 2,993,660
Transfers Out:				
To General	948,954	968,882	968,882	1,048,772
To Stabilization Reserve Fund	78,043	78,830	78,830	80,849
To Capital Reserve Fund	260,000	260,000	260,000	750,000
Reserves:				
Contingency	-	59,453	-	59,873
Compensated Absences Reserve	-	69,206	-	69,206
<b>Total Expenditures and Reserves</b>	<b><u>\$ 4,239,944</u></b>	<b><u>\$ 4,409,011</u></b>	<b><u>\$ 4,206,812</u></b>	<b><u>\$ 5,002,360</u></b>

*Revenues*

<b>REVENUE BY SOURCE</b>	<b>2014-15 ACTUAL</b>	<b>2015-16 BUDGET</b>	<b>2015-16 ESTIMATE</b>	<b>2016-17 BUDGET</b>
Charges for Services	\$ 4,446,325	\$ 4,528,439	\$ 4,483,840	\$ 4,528,679
Interest and Investment Income	3,774	-	2,361	-
Donations and Miscellaneous	725	-	687	-
Fund Balance	971,375	1,306,951	1,054,783	1,334,859
<b>Total Available for Appropriation</b>	<b><u>\$ 5,422,199</u></b>	<b><u>\$ 5,835,390</u></b>	<b><u>\$ 5,541,671</u></b>	<b><u>\$ 5,863,538</u></b>

***CITY OF BARTLESVILLE***  
2016-17 Operating Budget  
Sanitation Operating Fund – Sanitation – Summary

Department Mission: To provide solid waste removal and disposal services to all citizens of Bartlesville and to provide for litter removal and street sweeping for all major streets and right-of way.

---

Department Description: The Sanitation Department is responsible for collection and disposal for all solid waste generated within the City except for a small number of commercial customers serviced by private companies. The Department currently collects residential solid waste twice weekly and commercial solid waste from two to six times weekly, depending upon individual needs and the level of service desired. The Department also collects litter from the rights-of-way of major streets and residential and commercial alleys and is also responsible for street sweeping.

---

2016 Accomplishments:

- Reduced residential bag collection routes to one route.
- Began transporting recyclables to a closer vendor for better efficiency
- Implemented service to handicap customers by automated drivers
- Participated in Operation Clean House
- Provided Spring and Fall cleanup programs to residential customers

---

2017 Objectives:

- Become more consistent in collecting litter from the rights-of-ways
- Encourage refuse collectors to advance their selves in the department by acquiring a CDL
- Look at software designed to bring efficiencies to our automated collection system

---

**CITY OF BARTLESVILLE**  
 2016-17 Operating Budget  
 Sanitation Operating Fund – Sanitation – Summary  
 (continued)

Budget Highlights:           The major expenditures in this department are personnel costs, land fill fees, and replacement of equipment and vehicles.

<b>FUND 511 SANITATION DEPT 750 SANITATION</b>				
2014-15 ACTUAL	2015-16 BUDGET	2015-16 ESTIMATE	2016-17 CITY MGR RECOMMENDS	2016-17 APPROVED BUDGET
\$2,952,947	\$2,972,640	\$2,899,100	\$2,993,660	\$2,993,660

**CITY OF BARTLESVILLE**  
**2016-17 Operating Budget**  
**Sanitation Operating Fund – Sanitation – Line Item Detail**

<b>PERSONNEL SERVICES</b>	<b>2014-15 ACTUAL</b>	<b>2015-16 BUDGET</b>	<b>2015-16 ESTIMATE</b>	<b>2016-17 REQUEST</b>	<b>CITY MGR REC</b>	<b>2016-17 APPROVED</b>
51110 REGULAR SALARIES	\$ 1,097,895	\$ 1,135,000	\$ 1,081,804	\$ 1,146,000	\$ 1,146,000	\$ 1,146,000
51120 OVERTIME	2,542	19,000	7,195	20,000	20,000	20,000
51130 FICA	80,558	87,000	80,025	88,000	88,000	88,000
51140 GROUP INSURANCE	277,463	291,499	291,499	285,131	285,131	285,131
51150 DB RETIREMENT	155,177	154,000	153,760	152,000	152,000	152,000
51155 DC RETIREMENT	13,207	15,000	13,676	15,000	15,000	15,000
51170 WORKER'S COMPENSATION	75,467	22,077	22,077	13,845	13,845	13,845
51180 UNEMPLOYMENT COMP	525	-	-	-	-	-
<b>TOTAL PERSONNEL SERVICES</b>	<b>\$ 1,702,834</b>	<b>\$ 1,723,576</b>	<b>\$ 1,650,036</b>	<b>\$ 1,719,976</b>	<b>\$ 1,719,976</b>	<b>\$ 1,719,976</b>
<b>CONTRACTUAL SERVICES</b>						
52110 EMPLOYMENT SERVICES	\$ 1,974	\$ 3,680	\$ 3,680	\$ 3,680	\$ 3,680	\$ 3,680
52310 UTILITIES & COMMUNICATIONS	3,981	6,500	6,500	6,500	6,500	6,500
52510 OTHER SERVICES	729,866	812,930	812,930	822,550	822,550	822,550
52610 MAINT. & REPAIR SERVICE	5,477	25,000	25,000	25,000	25,000	25,000
<b>TOTAL CONTRACTUAL SERVICES</b>	<b>\$ 741,298</b>	<b>\$ 848,110</b>	<b>\$ 848,110</b>	<b>\$ 857,730</b>	<b>\$ 857,730</b>	<b>\$ 857,730</b>
<b>MATERIALS &amp; SUPPLIES</b>						
53110 OFFICE EQUIP. & SUPPLIES	\$ 5,962	\$ 8,100	\$ 8,100	\$ 8,100	\$ 8,100	\$ 8,100
53210 JANITORIAL SUPPLIES	1,919	2,000	2,000	2,000	2,000	2,000
53310 GENERAL SUPPLIES	6,364	19,686	19,686	19,686	19,686	19,686
53410 TOOLS & EQUIPMENT	19,419	16,168	16,168	31,168	31,168	31,168
53510 FUEL	138,840	175,000	175,000	175,000	175,000	175,000
53610 MAINT. & REPAIR MATERIALS	246,031	180,000	180,000	180,000	180,000	180,000
<b>TOTAL MATERIALS &amp; SUPPLIES</b>	<b>\$ 418,535</b>	<b>\$ 400,954</b>	<b>\$ 400,954</b>	<b>\$ 415,954</b>	<b>\$ 415,954</b>	<b>\$ 415,954</b>
<b>CAPITAL OUTLAY</b>						
55930 OTHER IMPROVEMENTS	\$ 90,280	\$ -	\$ -	\$ -	\$ -	\$ -
<b>TOTAL CAPITAL OUTLAY</b>	<b>\$ 90,280</b>	<b>\$ -</b>	<b>\$ -</b>	<b>\$ -</b>	<b>\$ -</b>	<b>\$ -</b>
<b>TOTAL BUDGET</b>	<b>\$ 2,952,947</b>	<b>\$ 2,972,640</b>	<b>\$ 2,899,100</b>	<b>\$ 2,993,660</b>	<b>\$ 2,993,660</b>	<b>\$ 2,993,660</b>



**CITY OF BARTLESVILLE**  
 2016-17 Operating Budget  
 Sanitation Operating Fund – Sanitation – Personnel and Capital Detail

**FUND 511 SANITATION  
 DEPT 750 SANITATION**

**PERSONNEL SCHEDULE**

<b>CLASSIFICATION</b>	<b>2014-15 ACTUAL NUMBER OF EMPLOYEES</b>	<b>2015-16 BUDGTED NUMBER OF EMPLOYEES</b>	<b>2015-16 ACTUAL NUMBER OF EMPLOYEES</b>	<b>2016-17 BUDGTED NUMBER OF EMPLOYEES</b>
Public Works Director	1	1	1	1
Sanitation Supervisor	1	1	1	1
Equipment Operator	2	2	2	2
Refuse Driver	11	11	11	11
Senior Administrative Assistant	1	1	1	1
Sanitation Maintenance Tech	1	1	1	1
Refuse Collector	14	14	14	14
<b>TOTAL</b>	<b>31</b>	<b>31</b>	<b>31</b>	<b>31</b>

**CITY OF BARTLESVILLE**  
 2016-17 Operating Budget  
 Sanitation Operating Fund – Transfers – Summary

Department Mission: The Transfers department is not an operating department, and therefore has no mission.

---

Department Description: The Transfers department is used to account for transfers out to other funds. These activities are generally non-departmental, and therefore utilize this department.

---

2016 Accomplishments: N/A

---

2017 Objectives: N/A

---

Budget Highlights: The Sanitation Fund has two transfers. The transfer to the General Fund is to assist in funding the general operations of the City of Bartlesville, and the transfer to the Health Insurance Fund is for the Sanitation Fund’s portion of the amount necessary to establish the Health Insurance Fund.

<b>FUND 511 SANITATION DEPT 900 TRANSFERS</b>				
2014-15 ACTUAL	2015-16 BUDGET	2015-16 ESTIMATE	2016-17 CITY MGR RECOMMENDS	2016-17 APPROVED BUDGET
\$1,286,997	\$1,307,712	\$1,307,712	\$1,879,621	\$1,879,621

---

**CITY OF BARTLESVILLE**  
 2016-17 Operating Budget  
 Sanitation Operating Fund – Transfers – Line Item Detail

<b>TRANSFERS OUT</b>	<b>2014-15 ACTUAL</b>	<b>2015-16 BUDGET</b>	<b>2015-16 ESTIMATE</b>	<b>2016-17 REQUEST</b>	<b>CITY MGR REC</b>	<b>2016-17 APPROVED</b>
59101 GENERAL FUND	\$ 948,954	\$ 968,882	\$ 968,882	\$ 1,048,772	\$ 1,048,772	\$ 1,048,772
59670 STABILIZATION RESERVE FUND	78,043	78,830	78,830	80,849	80,849	80,849
59675 CAPITAL RESERVE FUND	260,000	260,000	260,000	750,000	750,000	750,000
<b>TOTAL TRANSFERS</b>	<u>\$ 1,286,997</u>	<u>\$ 1,307,712</u>	<u>\$ 1,307,712</u>	<u>\$ 1,879,621</u>	<u>\$ 1,879,621</u>	<u>\$ 1,879,621</u>
<b>TOTAL BUDGET</b>	<u>\$ 1,286,997</u>	<u>\$ 1,307,712</u>	<u>\$ 1,307,712</u>	<u>\$ 1,879,621</u>	<u>\$ 1,879,621</u>	<u>\$ 1,879,621</u>

**CITY OF BARTLESVILLE**

2016-17 Operating Budget

Adams Municipal Golf Course Fund – Expenditure and Revenue Summary

*Expenditures and Reserves*

<b>EXPENDITURES BY DEPARTMENT OR PURPOSE</b>	<b>2014-15 ACTUAL</b>	<b>2015-16 BUDGET</b>	<b>2015-16 ESTIMATE</b>	<b>2016-17 BUDGET</b>
Golf Course	\$ 430,286	\$ 453,792	\$ 448,017	\$ 465,662
Reserves:      Contingency	-	9,076	-	9,313
Compensated Absences Reserve	-	4,238	-	4,238
<b>Total Expenditures and Reserves</b>	<b><u>\$ 430,286</u></b>	<b><u>\$ 467,106</u></b>	<b><u>\$ 448,017</u></b>	<b><u>\$ 479,213</u></b>

*Revenues*

<b>REVENUE BY SOURCE</b>	<b>2014-15 ACTUAL</b>	<b>2015-16 BUDGET</b>	<b>2015-16 ESTIMATE</b>	<b>2016-17 BUDGET</b>
Charges for Services	\$ 347,620	\$ 338,800	\$ 356,313	\$ 356,000
Interest and Investment Income	194	-	231	-
Transfer In:      From General	148,416	92,331	92,331	72,005
Fund Balance	(18,467)	35,975	50,350	51,208
<b>Total Available for Appropriation</b>	<b><u>\$ 477,763</u></b>	<b><u>\$ 467,106</u></b>	<b><u>\$ 499,225</u></b>	<b><u>\$ 479,213</u></b>

# ***CITY OF BARTLESVILLE***

## **2016-17 Operating Budget**

### **Adams Municipal Golf Course Fund – Golf Course – Summary**

Department Mission: To provide a top quality public golf course at competitive rates with all of the features and benefits of a full-service golf facility.

---

Department Description: The Adams Municipal Golf Course is a full-service golf facility featuring an eighteen-hole course, driving range, pro shop, and cart rentals. The facility has a maintenance staff and a professional golf staff. Golf lessons and clinics are available to the public. This facility is operated by the City with the advice of the Adams Golf Course Operating Committee.

---

2016 Accomplishments:

- Achieved 35,000 rounds
- Expanded the size of 3 of the senior tee boxes
- Enlarged membership base by 12 members

---

2017 Objectives:

- To enlarge 3 more senior tee boxes
- To continue to expand the number of rounds through technology and by promoting tournaments and leagues

---

**CITY OF BARTLESVILLE**

2016-17 Operating Budget

Adams Municipal Golf Course Fund – Golf Course – Summary  
(continued)

**Budget Highlights:** The major expenditures in this department are personnel costs, the director’s contract fees, and general supplies necessary to operate a golf course. The Pro Shop is owned and operated by the golf course director, and the City incurs no expenses and obtains no revenues from its operation.

<b>FUND 513 GOLF COURSE DEPT 445 GOLF COURSE</b>				
<b>2014-15 ACTUAL</b>	<b>2015-16 BUDGET</b>	<b>2015-16 ESTIMATE</b>	<b>2016-17 CITY MGR RECOMMENDS</b>	<b>2016-17 APPROVED BUDGET</b>
<b>\$430,286</b>	<b>\$453,792</b>	<b>\$448,017</b>	<b>\$465,662</b>	<b>\$465,662</b>

**CITY OF BARTLESVILLE**  
**2016-17 Operating Budget**  
**Adams Municipal Golf Course Fund – Golf Course – Line Item Detail**

<b>PERSONNEL SERVICES</b>	<b>2014-15 ACTUAL</b>	<b>2015-16 BUDGET</b>	<b>2015-16 ESTIMATE</b>	<b>2016-17 REQUEST</b>	<b>CITY MGR REC</b>	<b>2016-17 APPROVED</b>
51110 REGULAR SALARIES	\$ 141,407	\$ 141,000	\$ 141,108	\$ 148,000	\$ 148,000	\$ 148,000
51120 OVERTIME	487	3,000	1,500	4,000	4,000	4,000
51130 FICA	10,471	11,000	10,444	12,000	12,000	12,000
51140 GROUP INSURANCE	27,142	28,210	28,210	27,593	27,593	27,593
51150 DB RETIREMENT	31,054	31,000	30,960	33,000	33,000	33,000
51170 WORKER'S COMPENSATION	-	616	616	103	103	103
<b>TOTAL PERSONAL SERVICES</b>	<b>\$ 210,561</b>	<b>\$ 214,826</b>	<b>\$ 212,838</b>	<b>\$ 224,696</b>	<b>\$ 224,696</b>	<b>\$ 224,696</b>
<b>CONTRACTUAL SERVICES</b>						
52110 EMPLOYMENT SERVICES	\$ 25,897	\$ 26,000	\$ 28,000	\$ 26,000	\$ 26,000	\$ 26,000
52310 UTILITIES & COMMUNICATIONS	24,826	24,000	25,942	26,000	26,000	26,000
52410 PROFESSIONAL SERVICES	76,584	76,766	78,937	76,766	76,766	76,766
52510 OTHER SERVICES	6,351	10,000	5,750	10,000	10,000	10,000
52610 MAINT. & REPAIR SERVICE	3,858	3,000	2,000	3,000	3,000	3,000
<b>TOTAL CONTRACTUAL SERVICES</b>	<b>\$ 137,516</b>	<b>\$ 139,766</b>	<b>\$ 140,629</b>	<b>\$ 141,766</b>	<b>\$ 141,766</b>	<b>\$ 141,766</b>
<b>MATERIALS &amp; SUPPLIES</b>						
53110 OFFICE EQUIP. & SUPPLIES	\$ 818	\$ 950	\$ 900	\$ 950	\$ 950	\$ 950
53210 JANITORIAL SUPPLIES	2,195	2,250	2,250	2,250	2,250	2,250
53310 GENERAL SUPPLIES	31,147	41,000	40,500	41,000	41,000	41,000
53410 TOOLS & EQUIPMENT	1,052	1,000	1,300	1,000	1,000	1,000
53510 FUEL	7,708	14,000	8,600	14,000	14,000	14,000
53610 MAINT. & REPAIR MATERIALS	39,289	40,000	41,000	40,000	40,000	40,000
<b>TOTAL MATERIALS &amp; SUPPLIES</b>	<b>\$ 82,209</b>	<b>\$ 99,200</b>	<b>\$ 94,550</b>	<b>\$ 99,200</b>	<b>\$ 99,200</b>	<b>\$ 99,200</b>
<b>TOTAL BUDGET</b>						
	<b>\$ 430,286</b>	<b>\$ 453,792</b>	<b>\$ 448,017</b>	<b>\$ 465,662</b>	<b>\$ 465,662</b>	<b>\$ 465,662</b>

**CITY OF BARTLESVILLE**

2016-17 Operating Budget

Adams Municipal Golf Course Fund – Golf Course – Personnel and Capital Detail

FUND 513 GOLF COURSE  
DEPT 445 GOLF COURSE

**PERSONNEL SCHEDULE**

<b>CLASSIFICATION</b>	<b>2014-15 ACTUAL NUMBER OF EMPLOYEES</b>	<b>2015-16 BUDGTED NUMBER OF EMPLOYEES</b>	<b>2015-16 ACTUAL NUMBER OF EMPLOYEES</b>	<b>2016-17 BUDGTED NUMBER OF EMPLOYEES</b>
Golf Course Superintendent	1	1	1	1
Golf Course Supervisor	1	1	1	1
Maintenance Worker	1	1	1	1
<b>TOTAL</b>	<b>3</b>	<b>3</b>	<b>3</b>	<b>3</b>



**CITY OF BARTLESVILLE**  
 2016-17 Operating Budget  
 Sooner Pool Fund – Expenditure and Revenue Summary

*Expenditures and Reserves*

<b>EXPENDITURES BY DEPARTMENT OR PURPOSE</b>	<b>2014-15 ACTUAL</b>	<b>2015-16 BUDGET</b>	<b>2015-16 ESTIMATE</b>	<b>2016-17 BUDGET</b>
Sooner Pool	\$ 87,207	\$ 48,453	\$ 43,797	\$ 45,200
Reserves:           Contingency	-	969	-	904
<b>Total Expenditures and Reserves</b>	<b><u>\$ 87,207</u></b>	<b><u>\$ 49,422</u></b>	<b><u>\$ 43,797</u></b>	<b><u>\$ 46,104</u></b>

*Revenues*

<b>REVENUE BY SOURCE</b>	<b>2014-15 ACTUAL</b>	<b>2015-16 BUDGET</b>	<b>2015-16 ESTIMATE</b>	<b>2016-17 BUDGET</b>
Charges for Services	\$ 16,611	\$ -	\$ -	\$ -
Interest and Investment Income	74	-	-	-
Transfer In:           From General	25,876	55,968	55,968	44,311
Fund Balance	33,813	(6,546)	(10,378)	1,793
<b>Total Available for Appropriation</b>	<b><u>\$ 76,374</u></b>	<b><u>\$ 49,422</u></b>	<b><u>\$ 45,590</u></b>	<b><u>\$ 46,104</u></b>

***CITY OF BARTLESVILLE***  
2016-17 Operating Budget  
Sooner Pool Fund – Swimming Pool – Summary

Department Mission: To provide citizens with affordable access to quality recreational swimming facilities at Sooner Pool.

---

Department Description: Sooner Pool is one of the two City-operated public swimming pools. Sooner Pool is an Olympic-sized pool located in Sooner Park.

---

2016 Accomplishments:

- Successfully completed the first year of a management agreement with the YMCA for the operation of Sooner Swimming Pool for the Summer 2015 season
- Successfully negotiated a management agreement with the YMCA for the operation of Frontier and Sooner Swimming Pools for the Summer 2016 season

---

2017 Objectives:

- Continue to work with the YMCA to explore opportunities to maximize the public's opportunities to use Sooner Swimming Pool and minimize the public cost of operation

---

Budget Highlights: The major budgeted expenditures for the Swimming Pools are personnel costs for temporary and part-time labor, concessions items, utilities, chemicals, supplies, maintenance, and repair services.

**CITY OF BARTLESVILLE**  
 2016-17 Operating Budget  
 Sooner Pool Fund – Swimming Pool – Summary  
 (continued)

**FUND 515 SOONER POOL  
 DEPT 433 POOLS**

2014-15 ACTUAL	2015-16 BUDGET	2015-16 ESTIMATE	2016-17 CITY MGR RECOMMENDS	2016-17 APPROVED BUDGET
\$ 87,207	\$ 48,453	\$ 43,797	\$ 45,200	\$ 45,200

**CITY OF BARTLESVILLE**  
**2016-17 Operating Budget**  
**Sooner Pool Fund – Swimming Pool – Line Item Detail**

<b>PERSONNEL SERVICES</b>	<b>2014-15 ACTUAL</b>	<b>2015-16 BUDGET</b>	<b>2015-16 ESTIMATE</b>	<b>2016-17 REQUEST</b>	<b>CITY MGR REC</b>	<b>2016-17 APPROVED</b>
51110 REGULAR SALARIES	\$ 27,907	\$ -	\$ -	\$ -	\$ -	\$ -
51130 FICA	2,135	-	-	-	-	-
51170 WORKER'S COMPENSATION	-	2,303	2,303	-	-	-
<b>TOTAL PERSONNEL SERVICES</b>	<b>\$ 30,042</b>	<b>\$ 2,303</b>	<b>\$ 2,303</b>	<b>\$ -</b>	<b>\$ -</b>	<b>\$ -</b>
<b>CONTRACTUAL SERVICES</b>						
52110 EMPLOYMENT SERVICES	\$ 506	\$ -	\$ -	\$ -	\$ -	\$ -
52310 UTILITIES & COMMUNICATIONS	5,389	5,800	5,800	5,800	5,800	5,800
52410 PROFESSIONAL SERVICES	27,500	29,500	29,500	30,000	30,000	30,000
52510 OTHER SERVICES	93	900	900	300	300	300
52610 MAINT. & REPAIR SERVICE	333	400	400	400	400	400
<b>TOTAL CONTRACTUAL SERVICES</b>	<b>\$ 33,821</b>	<b>\$ 36,600</b>	<b>\$ 36,600</b>	<b>\$ 36,500</b>	<b>\$ 36,500</b>	<b>\$ 36,500</b>
<b>MATERIALS &amp; SUPPLIES</b>						
53110 OFFICE EQUIP. & SUPPLIES	\$ -	\$ 250	\$ -	\$ -	\$ -	\$ -
53210 JANITORIAL SUPPLIES	-	-	-	-	-	-
53310 GENERAL SUPPLIES	13,489	5,050	3,923	4,450	4,450	4,450
53410 TOOLS & EQUIPMENT	-	250	-	250	250	250
53610 MAINT. & REPAIR MATERIALS	9,855	4,000	971	4,000	4,000	4,000
<b>TOTAL MATERIALS &amp; SUPPLIES</b>	<b>\$ 23,344</b>	<b>\$ 9,550</b>	<b>\$ 4,894</b>	<b>\$ 8,700</b>	<b>\$ 8,700</b>	<b>\$ 8,700</b>
<b>TOTAL BUDGET</b>						
	<b>\$ 87,207</b>	<b>\$ 48,453</b>	<b>\$ 43,797</b>	<b>\$ 45,200</b>	<b>\$ 45,200</b>	<b>\$ 45,200</b>

***CITY OF BARTLESVILLE***

2016-17 Operating Budget

Sooner Pool Fund – Swimming Pool – Personnel and Capital Detail

**FUND 515 SOONER POOL  
DEPT 432 SWIMMING POOLS**

***PERSONNEL SCHEDULE***

---

**The pool will be operated by the YMCA pursuant to a Management Agreement**

**CITY OF BARTLESVILLE**  
 2016-17 Operating Budget  
 Frontier Pool Fund – Expenditure and Revenue Summary

*Expenditures and Reserves*

<b>EXPENDITURES BY DEPARTMENT OR PURPOSE</b>	<b>2014-15 ACTUAL</b>	<b>2015-16 BUDGET</b>	<b>2015-16 ESTIMATE</b>	<b>2016-17 BUDGET</b>
Frontier Pool	\$ 112,468	\$ 60,100	\$ 56,350	\$ 57,300
Reserves:           Contingency	-	1,202	-	1,146
<b>Total Expenditures and Reserves</b>	<b>\$ 112,468</b>	<b>\$ 61,302</b>	<b>\$ 56,350</b>	<b>\$ 58,446</b>

*Revenues*

<b>REVENUE BY SOURCE</b>	<b>2014-15 ACTUAL</b>	<b>2015-16 BUDGET</b>	<b>2015-16 ESTIMATE</b>	<b>2016-17 BUDGET</b>
Charges for Services	\$ 29,194	\$ -	\$ -	\$ -
Interest and Investment Income	89	-	-	-
Transfer In:           From General	60,280	58,489	58,489	57,117
Fund Balance	22,418	2,813	(810)	1,329
<b>Total Available for Appropriation</b>	<b>\$ 111,981</b>	<b>\$ 61,302</b>	<b>\$ 57,679</b>	<b>\$ 58,446</b>

**CITY OF BARTLESVILLE**  
 2016-17 Operating Budget  
 Frontier Pool Fund – Swimming Pool – Summary

Department Mission: To provide citizens with affordable access to quality recreational swimming facilities at Frontier Pool.

---

Department Description: Frontier Pool is one of the two City-operated public swimming pools. Frontier Pool is a recreational style aquatic facility located in Frontier Park.

---

2016 Accomplishments: • Successfully completed the first year of a management agreement with the YMCA for the operation of Frontier Swimming Pool for the Summer 2015 season

---

2017 Objectives: • Continue to work with the YMCA to explore opportunities to maximize the public’s opportunities to use Frontier Swimming Pool and minimize the public cost of operation

---

Budget Highlights: The major budgeted expenditures for the Swimming Pools are personnel costs for temporary and part-time labor, concession items, utilities, chemical, supplies, maintenance, and repair services.

<b>FUND 516 FRONTIER POOL DEPT 432 POOLS</b>				
2014-15 ACTUAL	2015-16 BUDGET	2015-16 ESTIMATE	2016-17 CITY MGR RECOMMENDS	2016-17 APPROVED BUDGET
\$ 112,468	\$ 60,100	\$ 56,350	\$ 57,300	\$ 57,300

**CITY OF BARTLESVILLE**  
**2016-17 Operating Budget**  
**Frontier Pool Fund – Swimming Pool – Line Item Detail**

<b>PERSONNEL SERVICES</b>	<b>2014-15 ACTUAL</b>	<b>2015-16 BUDGET</b>	<b>2015-16 ESTIMATE</b>	<b>2016-17 REQUEST</b>	<b>CITY MGR REC</b>	<b>2016-17 APPROVED</b>
51110 REGULAR SALARIES	\$ 39,441	\$ -	\$ -	\$ -	\$ -	\$ -
51130 FICA	3,017	-	-	-	-	-
51170 WORKER'S COMPENSATION	222	-	-	-	-	-
<b>TOTAL PERSONNEL SERVICES</b>	<b>\$ 42,680</b>	<b>\$ -</b>	<b>\$ -</b>	<b>\$ -</b>	<b>\$ -</b>	<b>\$ -</b>
<b>CONTRACTUAL SERVICES</b>						
52110 EMPLOYMENT SERVICES	\$ 267	\$ -	\$ -	\$ -	\$ -	\$ -
52310 UTILITIES & COMMUNICATIONS	12,192	13,600	12,600	12,400	12,400	12,400
52410 PROFESSIONAL SERVICES	38,000	36,000	36,000	35,500	35,500	35,500
52510 OTHER SERVICES	343	900	200	300	300	300
52610 MAINT. & REPAIR SERVICE	333	400	550	400	400	400
<b>TOTAL CONTRACTUAL SERVICES</b>	<b>\$ 51,135</b>	<b>\$ 50,900</b>	<b>\$ 49,350</b>	<b>\$ 48,600</b>	<b>\$ 48,600</b>	<b>\$ 48,600</b>
<b>MATERIALS &amp; SUPPLIES</b>						
53110 OFFICE EQUIP. & SUPPLIES	\$ 80	\$ 250	\$ -	\$ -	\$ -	\$ -
53310 GENERAL SUPPLIES	15,735	4,700	4,000	4,450	4,450	4,450
53410 TOOLS & EQUIPMENT	-	250	-	250	250	250
53610 MAINT. & REPAIR MATERIALS	2,838	4,000	3,000	30,500	4,000	4,000
<b>TOTAL MATERIALS &amp; SUPPLIES</b>	<b>\$ 18,653</b>	<b>\$ 9,200</b>	<b>\$ 7,000</b>	<b>\$ 35,200</b>	<b>\$ 8,700</b>	<b>\$ 8,700</b>
<b>TOTAL BUDGET</b>						
	<b>\$ 112,468</b>	<b>\$ 60,100</b>	<b>\$ 56,350</b>	<b>\$ 83,800</b>	<b>\$ 57,300</b>	<b>\$ 57,300</b>



***CITY OF BARTLESVILLE***  
2016-17 Operating Budget  
Frontier Pool Fund – Swimming Pool – Personnel and Capital Detail

**FUND 516 FRONTIER POOL  
DEPT 432 SWIMMING POOLS**

***PERSONNEL SCHEDULE***

---

**The pool will be operated by the YMCA pursuant to a Management Agreement**

*PAGE LEFT BLANK INTENTIONALLY*

# INTERNAL SERVICE FUNDS



*PAGE LEFT BLANK INTENTIONALLY*

**CITY OF BARTLESVILLE**  
 2016-17 Operating Budget  
 Internal Service Funds – Summary by Fund or Source

*Expenditures and Reserves*

<b>EXPENDITURES BY FUND</b>	<b>2014-15 ACTUAL</b>	<b>2015-16 BUDGET</b>	<b>2015-16 ESTIMATE</b>	<b>2016-17 BUDGET</b>
Workers' Compensation	\$ 498,936	\$ 425,000	\$ 365,017	\$ 450,000
Health Insurance	2,785,382	3,259,989	2,750,000	3,728,167
Auto Collision Insurance	15,008	300,000	21,077	300,000
Stabilization Reserve	-	4,476,454	-	5,268,958
Capital Reserve	739,438	2,087,500	1,119,179	3,719,100
<b>Total Expenditures and Reserves</b>	<b><u>\$ 4,038,764</u></b>	<b><u>\$ 10,548,943</u></b>	<b><u>\$ 4,255,273</u></b>	<b><u>\$ 13,466,225</u></b>

*Revenues*

<b>REVENUE BY SOURCE</b>	<b>2014-15 ACTUAL</b>	<b>2015-16 BUDGET</b>	<b>2015-16 ESTIMATE</b>	<b>2016-17 BUDGET</b>
Interest and Investment Income	\$ 1,753	\$ -	\$ 1,966	\$ -
Donations and Miscellaneous	36,411	-	51,477	-
Employee Contributions	357,883	340,000	399,020	411,755
Retiree Contributions	184,947	170,000	202,819	210,945
Contributions from Operating Departments	329,156	469,956	469,956	304,929
Reimbursement of Operations	2,271,696	2,350,800	2,350,800	2,501,796
Reimbursement by Contract	159,550	-	-	-
Transfers In: General Fund	391,380	410,695	392,444	509,818
Wastewater	61,397	112,423	112,423	1,781,251
Water	1,621,318	119,618	119,618	1,561,293
Sanitation	338,043	338,830	338,830	830,849
Fund Balance	<u>5,851,493</u>	<u>7,210,434</u>	<u>7,396,964</u>	<u>7,581,044</u>
<b>Total Available for Appropriation</b>	<b><u>\$ 11,605,027</u></b>	<b><u>\$ 11,522,756</u></b>	<b><u>\$ 11,836,317</u></b>	<b><u>\$ 15,693,680</u></b>

***CITY OF BARTLESVILLE***  
2016-17 Operating Budget  
Worker's Compensation Fund– Summary

Fund Mission: N/A

---

Fund Description: The Worker's Compensation Fund was established to account for the disbursement of funds to pay the City's workman's compensation claims. The City is self insured and holds no workman's compensation policy, preferring to be "own-risk" insured.

---

2016 Accomplishments: N/A

---

2017 Objectives: N/A

---

Budget Highlights: The only expenditures in this fund are workman's compensation claims and administrative fees that are paid from the General Services Department.

**CITY OF BARTLESVILLE**

2016-17 Operating Budget

Worker's Compensation Fund – Expenditure and Revenue Summary

*Expenditures and Reserves*

<b>EXPENDITURES BY DEPARTMENT OR PURPOSE</b>	<b>2014-15 ACTUAL</b>	<b>2015-16 BUDGET</b>	<b>2015-16 ESTIMATE</b>	<b>2016-17 BUDGET</b>
Work Comp Claims	\$ 475,936	\$ 400,000	\$ 344,017	\$ 425,000
Administration	23,000	25,000	21,000	25,000
<b>Total Expenditures</b>	<b><u>\$ 498,936</u></b>	<b><u>\$ 425,000</u></b>	<b><u>\$ 365,017</u></b>	<b><u>\$ 450,000</u></b>

*Revenues*

<b>REVENUE BY SOURCE</b>	<b>2014-15 ACTUAL</b>	<b>2015-16 BUDGET</b>	<b>2015-16 ESTIMATE</b>	<b>2016-17 BUDGET</b>
Interest and Investment Income	\$ 62	\$ -	\$ 123	\$ -
Donations and Miscellaneous	8,795	-	23,861	-
Contributions from Operating Departments	329,156	469,956	469,956	304,929
Fund Balance	177,071	(44,956)	16,148	145,071
<b>Total Available for Appropriation</b>	<b><u>\$ 515,084</u></b>	<b><u>\$ 425,000</u></b>	<b><u>\$ 510,088</u></b>	<b><u>\$ 450,000</u></b>

***CITY OF BARTLESVILLE***  
2016-17 Operating Budget  
Health Insurance Fund– Summary

Fund Mission: N/A

---

Fund Description: The Health Insurance Fund was established to account for the receipt and disbursement of funds related to the City’s health insurance claims. The City is self-insured and holds only a stop loss health insurance policy that prevents individual claims from exceeding \$75,000.

---

2016 Accomplishments: N/A

---

2017 Objectives: N/A

---

Budget Highlights: The only expenditures in this fund are health insurance claims and administrative fees that are paid from the General Services Department.



**CITY OF BARTLESVILLE**  
 2016-17 Operating Budget  
 Health Insurance Fund – Expenditure and Revenue Summary

*Expenditures and Reserves*

<b>EXPENDITURES BY DEPARTMENT OR PURPOSE</b>	<b>2014-15 ACTUAL</b>	<b>2015-16 BUDGET</b>	<b>2015-16 ESTIMATE</b>	<b>2016-17 BUDGET</b>
Medical/Dental Claims	\$ 2,315,120	\$ 2,719,309	\$ 2,300,000	\$ 3,173,093
Administration and Consultant Fees	470,262	540,680	450,000	555,074
<b>Total Expenditures</b>	<b><u>\$ 2,785,382</u></b>	<b><u>\$ 3,259,989</u></b>	<b><u>\$ 2,750,000</u></b>	<b><u>\$ 3,728,167</u></b>

*Revenues*

<b>REVENUE BY SOURCE</b>	<b>2014-15 ACTUAL</b>	<b>2015-16 BUDGET</b>	<b>2015-16 ESTIMATE</b>	<b>2016-17 BUDGET</b>
Employee Contributions	\$ 357,883	\$ 340,000	\$ 399,020	\$ 411,755
Retiree Contributions	184,947	170,000	202,819	210,945
Investment Earnings	1,691	-	1,843	-
Reimbursement of Operations	2,271,696	2,350,800	2,350,800	2,501,796
Reimbursement by Contract	159,550	-	-	-
Fund Balance	385,493	399,189	399,189	603,671
<b>Total Available for Appropriation</b>	<b><u>\$ 3,361,260</u></b>	<b><u>\$ 3,259,989</u></b>	<b><u>\$ 3,353,671</u></b>	<b><u>\$ 3,728,167</u></b>

**CITY OF BARTLESVILLE**  
2016-17 Operating Budget  
Auto Collision Insurance Fund– Summary

Fund Mission: N/A

---

Fund Description: The Auto Collision Fund was established to help mitigate the City’s self-insurance risk as it applies to automobile physical damage and collision. The City insures all vehicles for liability damage, and the City’s employees while operating the vehicles are covered by Worker’s Compensation Insurance. However, the City is “own risk” for purposes of auto collision and physical damage.

---

2016 Accomplishments: N/A

---

2017 Objectives: N/A

---

Budget Highlights: The only budgeted expenditures for this fund are for the payment of auto physical damage and collision claims.

**CITY OF BARTLESVILLE**  
 2016-17 Operating Budget  
 Auto Collision Insurance Fund – Expenditure and Revenue Summary

*Expenditures and Reserves*

<b>EXPENDITURES BY DEPARTMENT OR PURPOSE</b>	<b>2014-15 ACTUAL</b>	<b>2015-16 BUDGET</b>	<b>2015-16 ESTIMATE</b>	<b>2016-17 BUDGET</b>
Auto Collision Claims	\$ 15,008	\$ 300,000	\$ 21,077	\$ 300,000
Total Expenditures	<u>\$ 15,008</u>	<u>\$ 300,000</u>	<u>\$ 21,077</u>	<u>\$ 300,000</u>

*Revenues*

<b>REVENUE BY SOURCE</b>	<b>2014-15 ACTUAL</b>	<b>2015-16 BUDGET</b>	<b>2015-16 ESTIMATE</b>	<b>2016-17 BUDGET</b>
Donations and Miscellaneous	\$ 27,616	\$ -	\$ 27,616	\$ -
Transfers In:     General Fund	-	18,251	-	1,707
Fund Balance	271,757	252,175	291,754	298,293
<b>Total Available for Appropriation</b>	<u>\$ 299,373</u>	<u>\$ 270,426</u>	<u>\$ 319,370</u>	<u>\$ 300,000</u>

**CITY OF BARTLESVILLE**  
2016-17 Operating Budget  
Stabilization Reserve Fund– Summary

Fund Mission: N/A

---

Fund Description: The Stabilization Reserve Fund was established by an ordinance of the Council which was adopted in fiscal year 2010-11. This ordinance was effective for all fiscal years beginning after July 1, 2011. This fund receives contributions from the operating funds in accordance with this ordinance and provides a means to account for these balances. All balances held in this fund are restricted in accordance with the enabling legislation.

---

2016 Accomplishments: N/A

---

2017 Objectives: N/A

---

Budget Highlights: This fund has no budgeted expenditures and all amounts held in this fund are restricted in accordance with the City's Stabilization Reserve Fund ordinance.

**CITY OF BARTLESVILLE**  
 2016-17 Operating Budget  
 Stabilization Reserve Fund – Expenditure and Revenue Summary

*Expenditures and Reserves*

<b>EXPENDITURES BY DEPARTMENT OR PURPOSE</b>	<b>2014-15 ACTUAL</b>	<b>2015-16 BUDGET</b>	<b>2015-16 ESTIMATE</b>	<b>2016-17 BUDGET</b>
General Fund Reserve	\$ -	\$ 2,570,951	\$ -	\$ 3,079,062
Wastewater Fund Reserve	-	457,529	-	538,780
Water Fund Reserve	-	868,650	-	990,943
Sanitation Fund Reserve	-	579,324	-	660,173
Total Expenditures and Reserves	<u>\$ -</u>	<u>\$ 4,476,454</u>	<u>\$ -</u>	<u>\$ 5,268,958</u>

*Revenues*

<b>REVENUE BY SOURCE</b>	<b>2014-15 ACTUAL</b>	<b>2015-16 BUDGET</b>	<b>2015-16 ESTIMATE</b>	<b>2016-17 BUDGET</b>
Transfers In: General Fund	\$ 391,380	\$ 392,444	\$ 392,444	\$ 508,111
Wastewater	61,397	82,423	82,423	81,251
Water	121,318	119,618	119,618	122,293
Sanitation	<u>78,043</u>	<u>78,830</u>	<u>78,830</u>	<u>80,849</u>
Fund Balance	<u>3,151,001</u>	<u>3,803,139</u>	<u>3,803,139</u>	<u>4,476,454</u>
Total Available for Appropriation	<u>\$ 3,803,139</u>	<u>\$ 4,476,454</u>	<u>\$ 4,476,454</u>	<u>\$ 5,268,958</u>

**CITY OF BARTLESVILLE**  
2016-17 Operating Budget  
Capital Reserve Fund– Summary

Fund Mission: N/A

---

Fund Description: The Capital Reserve Fund was established by an ordinance of the Council which was adopted in fiscal year 2010-11. This ordinance was effective for all fiscal years beginning after July 1, 2011. However, the ordinance allowed a grace period for all funds that were required to participate, so that long term capital plans may be formed prior to participation in this fund. This fund receives contributions from the operating funds in accordance with this ordinance and provides a means to account for these balances. All balances held in this fund are restricted in accordance with the enabling legislation.

---

2016 Accomplishments: N/A

---

2017 Objectives: N/A

---

Budget Highlights: This fund has no budgeted expenditures and all amounts held in this fund are restricted in accordance with the City’s Capital Reserve Fund ordinance.

**CITY OF BARTLESVILLE**  
 2016-17 Operating Budget  
 Capital Reserve Fund – Expenditure and Revenue Summary

*Expenditures and Reserves*

<b>EXPENDITURES BY DEPARTMENT OR PURPOSE</b>	<b>2014-15 ACTUAL</b>	<b>2015-16 BUDGET</b>	<b>2015-16 ESTIMATE</b>	<b>2016-17 BUDGET</b>
General	\$ -	\$ -	\$ -	\$ 619,600
Wastewater	119,489	451,000	165,028	897,000
Water	374,677	1,311,500	806,951	1,602,500
Sanitation	<u>245,272</u>	<u>325,000</u>	<u>147,200</u>	<u>600,000</u>
 Total Expenditures	 <u><b>\$ 739,438</b></u>	 <u><b>\$ 2,087,500</b></u>	 <u><b>\$ 1,119,179</b></u>	 <u><b>\$ 3,719,100</b></u>

*Revenues*

<b>REVENUE BY SOURCE</b>	<b>2014-15 ACTUAL</b>	<b>2015-16 BUDGET</b>	<b>2015-16 ESTIMATE</b>	<b>2016-17 BUDGET</b>
Transfers In: General	\$ -	\$ -	\$ -	\$ 619,600
Wastewater	-	30,000	30,000	1,700,000
Water	1,500,000	-	-	1,439,000
Sanitation	<u>260,000</u>	<u>260,000</u>	<u>260,000</u>	<u>750,000</u>
 Fund Balance	 <u>1,866,171</u>	 <u>2,800,887</u>	 <u>2,886,734</u>	 <u>2,057,555</u>
 <b>Total Available for Appropriation</b>	 <u><b>\$ 3,626,171</b></u>	 <u><b>\$ 3,090,887</b></u>	 <u><b>\$ 3,176,734</b></u>	 <u><b>\$ 6,566,155</b></u>

**CITY OF BARTLESVILLE**  
 2016-17 Operating Budget  
 Capital Reserve Fund Capital Outlay Detail

*Capital Schedule*

DEPARTMENT	PROJECT NUMBER	DESCRIPTION	14/15 ACTUAL	15/16 BUDGET	15/16 ESTIMATE	16/17 BUDGET
190	New	1/2 Ton Regular Cab 4x4 Pickup	\$ -	\$ -	\$ -	\$ 25,000
250	New	Paint and Carpet for Stations 2, 3, & 4	-	-	-	19,400
270	New	Parking Enforcement Vehicle	-	-	-	20,000
270	New	Police Vehicles (\$210k CIP/\$110k GF)	-	-	-	110,000
275	New	4th Console for Dispatch	-	-	-	45,000
431	New	Truck Sprayer	-	-	-	20,000
431	New	Groomer	-	-	-	20,000
431	New	Edger	-	-	-	2,400
431	New	Weedeater	-	-	-	2,800
431	New	6-Foot Deck Mower	-	-	-	44,000
431	New	5-Foot Deck Mower	-	-	-	50,000
431	New	20' Mowing Trailer	-	-	-	25,000
431	New	1/2 Ton Regular Cab Pickup	-	-	-	110,000
432	New	Repainting of Frontier Pool Floor	-	-	-	18,500
445	New	Aerator	-	-	-	27,500
445	New	Club House Roof	-	-	-	30,000
170	New	ERP	-	-	-	50,000
		<b>Total General Fund</b>	-	-	-	<b>619,600</b>
710	13023	Tuxedo Pump Station Valves	5,411	-	-	-
710	13096	Final effluent pressurized water system upgr	80,280	80,000	-	-
710	15020	Truck Crane	87	-	-	-
710	16013	Replace Aeration Basin Diffuser Elements	-	100,000	44,473	-
710	N/A	Turkey Creek Land Acquisition	-	-	25,000	-
710	New	Replace Lift Station Telemetry (SCADA)	-	-	-	275,000
710	New	Update WWTP Facility Plan	-	-	-	250,000
710	New	24 HP submersible pump at Golf Course LS	-	-	-	10,000
710	New	Submersible Non-Clog Pumps for Polaris LS	-	-	-	10,000
		<b>Total Wastewater Plant</b>	<b>85,778</b>	<b>180,000</b>	<b>69,473</b>	<b>545,000</b>



**CITY OF BARTLESVILLE**  
 2016-17 Operating Budget  
 Capital Reserve Fund Capital Outlay Detail  
 (continued)

<b>DEPARTMENT</b>	<b>PROJECT NUMBER</b>	<b>DESCRIPTION</b>	<b>14/15 ACTUAL</b>	<b>15/16 BUDGET</b>	<b>15/16 ESTIMATE</b>	<b>16/17 BUDGET</b>
715	13098	1-ton Flatbed Truck	(1,840)	-	-	-
715	13099	ERP System (25% of total)	25,000	175,000	-	275,000
715	15021	Mini Excavator	-	90,000	89,754	-
715	15022	Shorty Camera	10,551	-	-	-
715	16014	TV Cable for Camera Truck	-	6,000	5,801	-
715	New	1-ton Flatbed Truck				47,000
715	New	40,000 lb Tilt Bed Trailer				30,000
		<b>Total Wastewater Maintenance</b>	<b>33,711</b>	<b>271,000</b>	<b>95,555</b>	<b>352,000</b>
720	13029	Tank Mixing System	109,500	-	-	-
720	13101	Variable Frequency Drive (Toalson)	19,947	-	-	-
720	15023	Altitude Valve Replacement - Toalson	-	16,000	-	-
720	15024	Hudson Lake Aeration System	100,326	-	1,481	-
720	15025	WW Reuse Engineering and Design	-	250,000	-	250,000
720	16015	Hudson Lake Aeration System	-	275,000	275,000	275,000
720	New	Altitude Valve Replacement - Circle Mountai	-	-	-	12,000
720	New	Tractor	-	-	-	40,000
		<b>Total Water Plant</b>	<b>229,773</b>	<b>541,000</b>	<b>276,481</b>	<b>577,000</b>
725	13103	Automated Phone Payment System	24,210	-	-	-
725	13104	ERP System (25% of total)	25,000	175,000	-	275,000
725	15026	Engineering Design for Water Utilities Bldg	19,500	115,500	-	115,500
		<b>Total Water Administration</b>	<b>68,710</b>	<b>290,500</b>	<b>-</b>	<b>390,500</b>

**CITY OF BARTLESVILLE**  
 2016-17 Operating Budget  
 Capital Reserve Fund Capital Outlay Detail  
 (continued)

DEPARTMENT	PROJECT NUMBER	DESCRIPTION	14/15 ACTUAL	15/16 BUDGET	15/16 ESTIMATE	16/17 BUDGET
730	13033	6" Water Line (Oak , 14th to 16th Street)	21,805	-	-	-
730	13035	Circle Mountain Water Line	16,243	-	6,043	-
730	13105	120' by 30' covered pipe storage at Bison Ta	-	30,000	-	-
730	13106	12" Water Line (Highway 60 West, Contract'	304	-	-	-
730	13107	1/2-ton Truck	-	-	-	-
730	15027	Dump Truck	-	-	87,500	-
730	15028	8" Water Line (Cherokee, Adams to 14th, Cr	22,500	275,000	271,927	-
730	15029	8" Water Line (18th Street, Keeler to Hillcres	15,340	50,000	40,000	-
730	16016	Backhoe	-	125,000	125,000	-
730	New	Replace Water Line - in house (Delaware an	-	-	-	60,000
730	New	Replace Water Line - Adams (between John	-	-	-	475,000
730	New	1-ton truck with Utility Bed	-	-	-	50,000
730	New	1-ton truck with Utility Bed	-	-	-	50,000
		<b>Total Water Distribution</b>	<b>76,192</b>	<b>480,000</b>	<b>530,470</b>	<b>635,000</b>
750	13109	ERP System (25% of total)	25,000	175,000	-	275,000
750	15030	Roll Off Refuse Truck	161,012	-	(2,000)	-
750	15031	One Ton Truck	59,260	-	(800)	-
750	16017	Roll Off Refuse Truck	-	150,000	150,000	-
750	New	Half Ton Pickup	-	-	-	25,000
750	New	Rear Load Refuse Truck	-	-	-	300,000
		<b>Total Sanitation</b>	<b>245,272</b>	<b>325,000</b>	<b>147,200</b>	<b>600,000</b>
<b>TOTAL</b>			<b>\$ 739,436</b>	<b>\$ 2,087,500</b>	<b>\$ 1,119,179</b>	<b>\$ 3,719,100</b>

**FIDUCIARY FUNDS**



*PAGE LEFT BLANK INTENTIONALLY*

**CITY OF BARTLESVILLE**  
 2016-17 Operating Budget  
 Mausoleum Endowment Fund – Summary

Fund Mission: To provide the appropriate level of fiduciary care relating to the investment and expenditure of the trust fund, and to provide for maintenance and improvement of the mausoleum.

Fund Description: The Mausoleum Endowment Fund was established to account for funds that were already on deposit for the care and improvement of the mausoleum when the City took possession of it.

2016 Accomplishments: • Repairs to the exterior mortar were completed

2017 Objectives: • Continue to make the repairs as needed

Budget Highlights: The only budget expenditures in this fund are for miscellaneous improvements to the mausoleum.

<b>FUND 773 MAUSOLEUM TRUST DEPT 173 MAUSOLEUM</b>				
<b>2014-15 ACTUAL</b>	<b>2015-16 BUDGET</b>	<b>2015-16 ESTIMATE</b>	<b>2016-17 CITY MGR RECOMMENDS</b>	<b>2016-17 APPROVED BUDGET</b>
<b>\$2,881</b>	<b>\$8,264</b>	<b>\$5,000</b>	<b>\$5,000</b>	<b>\$5,000</b>

**CITY OF BARTLESVILLE**  
 2016-17 Operating Budget  
 Mausoleum Endowment Fund – Expenditure and Revenue Summary

*Expenditures and Reserves*

<b>EXPENDITURES BY DEPARTMENT OR PURPOSE</b>	<b>2014-15 ACTUAL</b>	<b>2015-16 BUDGET</b>	<b>2015-16 ESTIMATE</b>	<b>2016-17 BUDGET</b>
Mausoleum	\$ 2,881	\$ 8,264	\$ 5,000	\$ 5,000
<b>Total Expenditures</b>	<b>\$ 2,881</b>	<b>\$ 8,264</b>	<b>\$ 5,000</b>	<b>\$ 5,000</b>

*Revenues*

<b>REVENUE BY SOURCE</b>	<b>2014-15 ACTUAL</b>	<b>2015-16 BUDGET</b>	<b>2015-16 ESTIMATE</b>	<b>2016-17 BUDGET</b>
Interest and Investment Income	\$ 30	\$ -	\$ 40	\$ -
Fund Balance	13,269	8,737	10,724	5,764
<b>Total Available for Appropriation</b>	<b>\$ 13,299</b>	<b>\$ 8,737</b>	<b>\$ 10,764</b>	<b>\$ 5,764</b>

**CITY OF BARTLESVILLE**  
 2016-17 Operating Budget  
 Mausoleum Endowment Fund – Line Item Detail

<b>MATERIALS &amp; SUPPLIES</b>	<b>2014-15 ACTUAL</b>	<b>2015-16 BUDGET</b>	<b>2015-16 ESTIMATE</b>	<b>2016-17 REQUEST</b>	<b>CITY MGR REC</b>	<b>2016-17 APPROVED</b>
53610 MAINT. & REPAIR MATERIALS	\$ 2,881	\$ 8,264	\$ 5,000	\$ 5,000	\$ 5,000	\$ 5,000
<b>TOTAL MATERIALS &amp; SUPPLIES</b>	<u>\$ 2,881</u>	<u>\$ 8,264</u>	<u>\$ 5,000</u>	<u>\$ 5,000</u>	<u>\$ 5,000</u>	<u>\$ 5,000</u>
<b>TOTAL BUDGET</b>	<u>\$ 2,881</u>	<u>\$ 8,264</u>	<u>\$ 5,000</u>	<u>\$ 5,000</u>	<u>\$ 5,000</u>	<u>\$ 5,000</u>

*PAGE LEFT BLANK INTENTIONALLY*

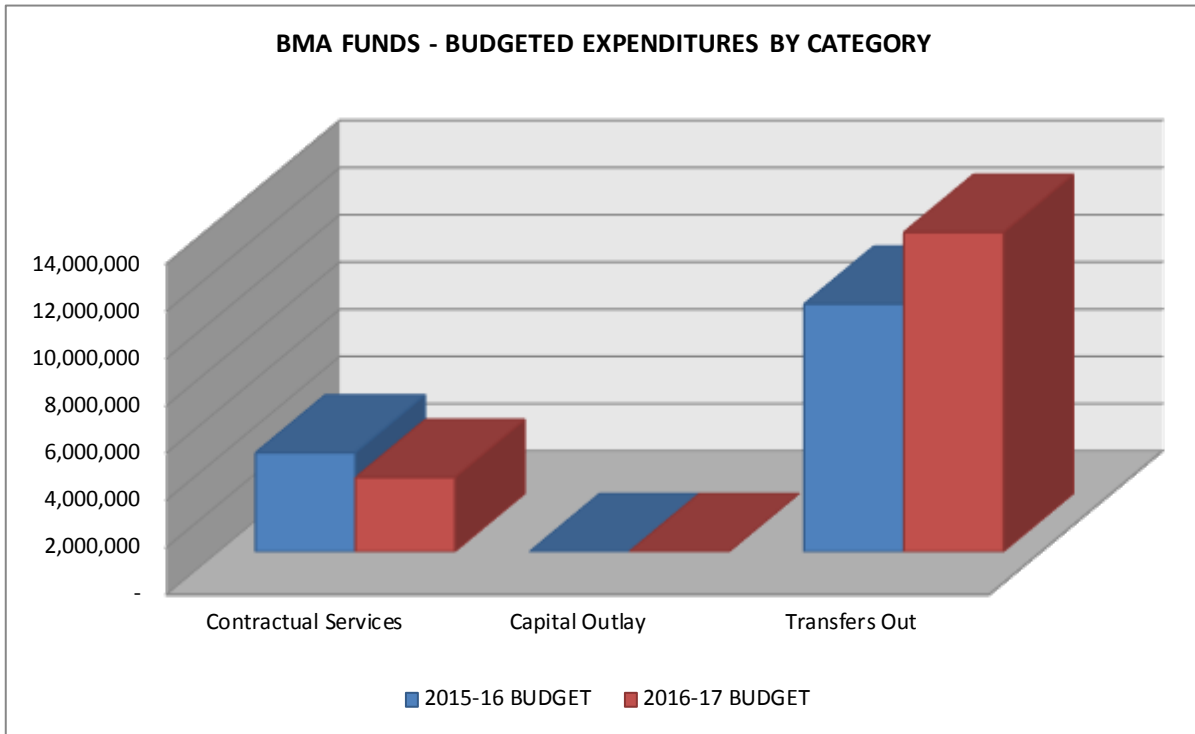
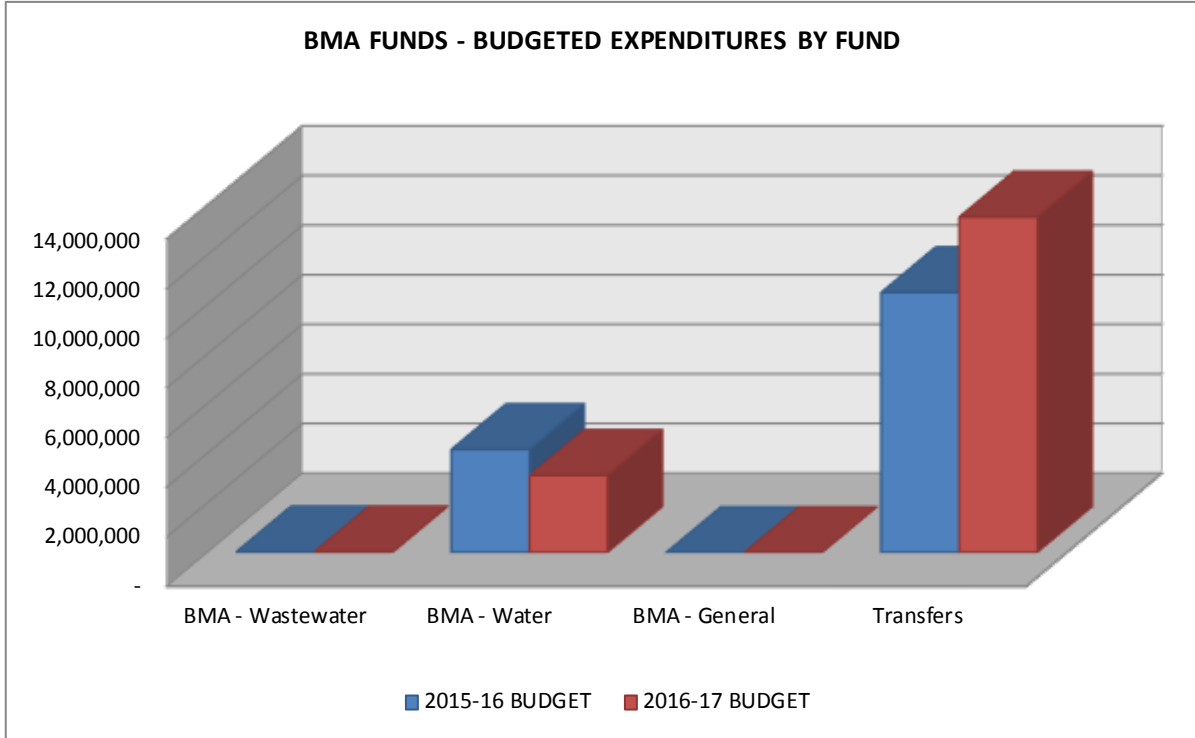


**BARTLESVILLE MUNICIPAL  
AUTHORITY FUNDS**

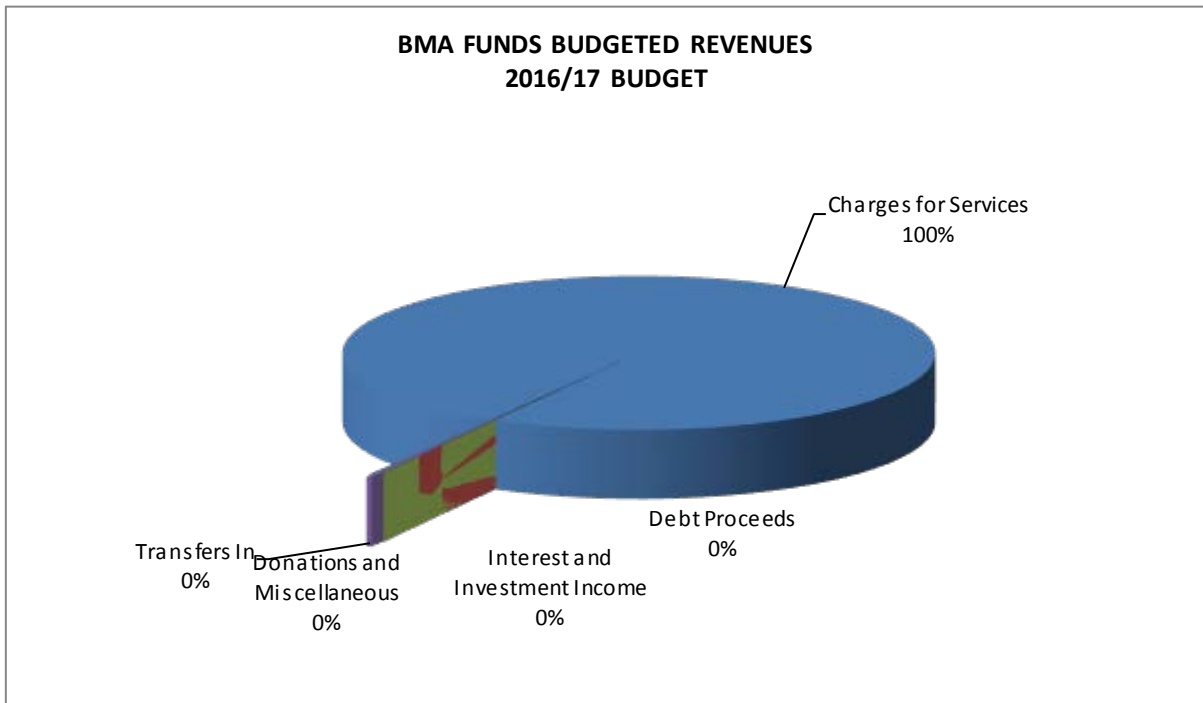
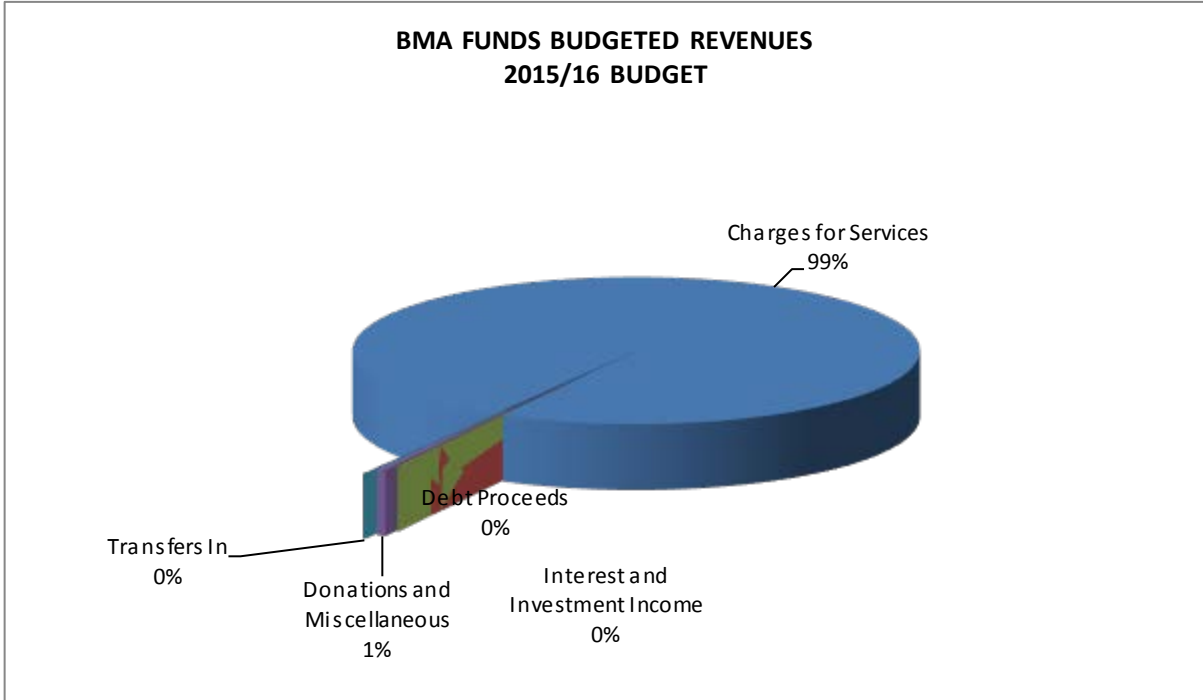


*PAGE LEFT BLANK INTENTIONALLY*

**CITY OF BARTLESVILLE**  
 2016-17 Operating Budget  
 Bartlesville Municipal Authority Funds – Expenditure Graphs



**CITY OF BARTLESVILLE**  
 2016-17 Operating Budget  
 Bartlesville Municipal Authority Funds – Revenue Graphs



**CITY OF BARTLESVILLE**

2016-17 Operating Budget

Bartlesville Municipal Authority – Summary by Fund or Source

*Expenditures and Reserves*

<b>EXPENDITURES BY FUND</b>	<b>2014-15 ACTUAL</b>	<b>2015-16 BUDGET</b>	<b>2015-16 ESTIMATE</b>	<b>2016-17 BUDGET</b>
BMA - Wastewater	\$ 28,991	\$ 30,000	\$ 30,000	\$ 29,500
BMA - Water	3,422,008	4,155,000	4,155,000	3,115,000
Transfers to: Wastewater Operating	3,897,652	4,367,693	4,172,328	5,848,311
Water Operating	<u>7,400,707</u>	<u>6,115,060</u>	<u>5,352,834</u>	<u>7,676,102</u>
<b>Total Expenditures</b>	<b><u>\$14,749,358</u></b>	<b><u>\$14,667,753</u></b>	<b><u>\$13,710,162</u></b>	<b><u>\$16,668,913</u></b>

*Revenues*

<b>REVENUE BY SOURCE</b>	<b>2014-15 ACTUAL</b>	<b>2015-16 BUDGET</b>	<b>2015-16 ESTIMATE</b>	<b>2016-17 BUDGET</b>
Charges for Services	\$ 12,222,507	\$ 11,957,980	\$ 11,827,951	\$ 15,832,000
Interest and Investment Income	19,129	-	4,857	-
Donations and Miscellaneous	71,590	65,000	50,611	50,000
CIP-Sales Tax	<u>122</u>	<u>-</u>	<u>-</u>	<u>-</u>
Fund Balance	<u>6,185,665</u>	<u>2,220,000</u>	<u>3,833,738</u>	<u>2,006,995</u>
<b>Total Available for Appropriation</b>	<b><u>\$18,499,013</u></b>	<b><u>\$14,242,980</u></b>	<b><u>\$15,717,157</u></b>	<b><u>\$17,888,995</u></b>

**CITY OF BARTLESVILLE**

2016-17 Operating Budget

Bartlesville Municipal Authority – Expenditure Summary by Line Item

<b>CONTRACTUAL SERVICES</b>	<b>2014-15 ACTUAL</b>	<b>2015-16 BUDGET</b>	<b>2015-16 ESTIMATE</b>	<b>2016-17 REQUEST</b>	<b>CITY MGR REC</b>	<b>2016-17 APPROVED</b>
52210 FINANCIAL SERVICES	\$ 2,500	\$ 5,000	\$ 5,000	\$ 5,000	\$ 5,000	\$ 5,000
52910 DEBT SERVICE - INTEREST	1,609,872	1,602,000	1,602,000	1,511,500	1,511,500	1,511,500
52911 DEBT SERVICE - PRINCIPAL	1,838,627	2,578,000	2,578,000	1,628,000	1,628,000	1,628,000
<b>TOTAL CONTRACTUAL SERVICES</b>	<b>\$ 3,450,999</b>	<b>\$ 4,185,000</b>	<b>\$ 4,185,000</b>	<b>\$ 3,144,500</b>	<b>\$ 3,144,500</b>	<b>\$ 3,144,500</b>
<b>TRANSFERS OUT</b>						
59509 WASTEWATER OPERATING	\$ 3,897,652	\$ 4,367,693	\$ 4,172,328	\$ 5,848,311	\$ 5,848,311	\$ 5,848,311
59510 WATER OPERATING	7,400,707	6,115,060	5,352,834	7,676,102	7,676,102	7,676,102
<b>TOTAL TRANSFERS</b>	<b>\$11,298,359</b>	<b>\$10,482,753</b>	<b>\$ 9,525,162</b>	<b>\$13,524,413</b>	<b>\$13,524,413</b>	<b>\$13,524,413</b>
<b>TOTAL BUDGET</b>	<b>\$14,749,358</b>	<b>\$14,667,753</b>	<b>\$13,710,162</b>	<b>\$16,668,913</b>	<b>\$16,668,913</b>	<b>\$16,668,913</b>

**CITY OF BARTLESVILLE**  
 2016-17 Operating Budget  
 BMA Wastewater Fund – Summary

Fund Mission: N/A

Fund Description: The BMA – Wastewater Fund was established to provide for the issuance of debt secured by utility system revenues. The BMA Wastewater Operating department of this fund is used to provide for debt service payments on related wastewater improvement revenue bonds and other related finance and operating expenses.

2016 Accomplishments: N/A

2017 Objectives: N/A

Budget Highlights: The major expenditures in this fund are for debt service payments, bad debt write offs, and two transfers. The transfer to the BMA – Water Fund is to pay for the BMA – Wastewater Fund’s portion of a debt issue that was assumed by the BMA – Water Fund after four debt issues were refinanced into one loan. The transfer to the Wastewater Fund is to pay for the Wastewater Fund’s operating costs.

**FUND 710 BMA - WASTEWATER  
 DEPT 742 BMA WASTEWATER OPERATING**

2014-15 ACTUAL	2015-16 BUDGET	2015-16 ESTIMATE	2016-17 CITY MGR RECOMMENDS	2016-17 APPROVED BUDGET
\$28,991	\$30,000	\$30,000	\$29,500	\$29,500

**FUND 710 BMA - WASTEWATER  
 DEPT 900 TRANSFERS**

2014-15 ACTUAL	2015-16 BUDGET	2015-16 ESTIMATE	2016-17 CITY MGR RECOMMENDS	2016-17 APPROVED BUDGET
\$3,897,652	\$4,367,693	\$4,172,328	\$5,848,311	\$5,848,311

**CITY OF BARTLESVILLE**  
 2016-17 Operating Budget  
 BMA Wastewater Fund – Expenditure and Revenue Summary

*Expenditures and Reserves*

<b>EXPENDITURES BY DEPARTMENT OR PURPOSE</b>	<b>2014-15 ACTUAL</b>	<b>2015-16 BUDGET</b>	<b>2015-16 ESTIMATE</b>	<b>2016-17 BUDGET</b>
BMA Wastewater Operating	\$ 28,991	\$ 30,000	\$ 30,000	\$ 29,500
Transfers Out: To Wastewater <sup>1</sup>	<u>3,897,652</u>	<u>4,367,693</u>	<u>4,172,328</u>	<u>5,848,311</u>
<b>Total Expenditures</b>	<b><u>\$ 3,926,643</u></b>	<b><u>\$ 4,397,693</u></b>	<b><u>\$ 4,202,328</u></b>	<b><u>\$ 5,877,811</u></b>

*Revenues*

<b>REVENUE BY SOURCE</b>	<b>2014-15 ACTUAL</b>	<b>2015-16 BUDGET</b>	<b>2015-16 ESTIMATE</b>	<b>2016-17 BUDGET</b>
Charges for Services	\$ 4,268,976	\$ 4,033,400	\$ 4,059,651	\$ 5,685,000
Interest and Investment Income	9	-	-	-
Donations and Miscellaneous	<u>71,586</u>	<u>65,000</u>	<u>50,610</u>	<u>50,000</u>
Fund Balance	<u>26,511</u>	<u>500,163</u>	<u>455,201</u>	<u>363,134</u>
<b>Total Available for Appropriation</b>	<b><u>\$ 4,367,082</u></b>	<b><u>\$ 4,598,563</u></b>	<b><u>\$ 4,565,462</u></b>	<b><u>\$ 6,098,134</u></b>



**CITY OF BARTLESVILLE**  
 2016-17 Operating Budget  
 BMA Wastewater Fund – BMA Wastewater Operating – Line Item Detail

<b>CONTRACTUAL SERVICES</b>	<b>2014-15 ACTUAL</b>	<b>2015-16 BUDGET</b>	<b>2015-16 ESTIMATE</b>	<b>2016-17 REQUEST</b>	<b>CITY MGR REC</b>	<b>2016-17 APPROVED</b>
52910 DEBT SERVICE - INTEREST	\$ 1,366	\$ 2,000	\$ 2,000	\$ 1,500	\$ 1,500	\$ 1,500
52911 DEBT SERVICE - PRINCIPAL	27,625	28,000	28,000	28,000	28,000	28,000
<b>TOTAL CONTRACTUAL SERVICES</b>	<b>\$ 28,991</b>	<b>\$ 30,000</b>	<b>\$ 30,000</b>	<b>\$ 29,500</b>	<b>\$ 29,500</b>	<b>\$ 29,500</b>
<b>TOTAL BUDGET</b>	<b>\$ 28,991</b>	<b>\$ 30,000</b>	<b>\$ 30,000</b>	<b>\$ 29,500</b>	<b>\$ 29,500</b>	<b>\$ 29,500</b>

***CITY OF BARTLESVILLE***  
 2016-17 Operating Budget  
 BMA Wastewater Fund – Transfers – Line Item Detail

<b><i>TRANSFERS OUT</i></b>	<b><i>2014-15 ACTUAL</i></b>	<b><i>2015-16 BUDGET</i></b>	<b><i>2015-16 ESTIMATE</i></b>	<b><i>2016-17 REQUEST</i></b>	<b><i>CITY MGR REC</i></b>	<b><i>2016-17 APPROVED</i></b>
59509 WASTEWATER OPERATING	\$ 3,897,652	\$ 4,367,693	\$ 4,172,328	\$ 5,848,311	\$ 5,848,311	\$ 5,848,311
<b>TOTAL TRANSFERS</b>	<u>\$ 3,897,652</u>	<u>\$ 4,367,693</u>	<u>\$ 4,172,328</u>	<u>\$ 5,848,311</u>	<u>\$ 5,848,311</u>	<u>\$ 5,848,311</u>
<b><i>TOTAL BUDGET</i></b>	<u>\$ 3,897,652</u>	<u>\$ 4,367,693</u>	<u>\$ 4,172,328</u>	<u>\$ 5,848,311</u>	<u>\$ 5,848,311</u>	<u>\$ 5,848,311</u>

# ***CITY OF BARTLESVILLE***

## 2016-17 Operating Budget BMA Water Fund – Summary

Fund Mission: N/A

---

Fund Description: The BMA – Water Fund was established to provide for the issuance of debt secured by utility system revenues. The BMA – Water Operating department of this fund is used to provide for debt service payments on related water improvement revenue bonds and other related finance and operating expenses. The BMA – Water Construction department of this fund is used to provide for construction expenses related to the new water plant and the water distribution system.

---

2016 Accomplishments: N/A

---

2017 Objectives: N/A

---

Budget Highlights: The major expenditures in this fund are debt service payments and transfers. The transfer to the Water Fund is to fund the operating costs of the water utility. The transfer to the Health Insurance Fund is to help fund the initial reserve required to become a self insured entity.

<b>FUND 715 BMA - WATER DEPT 740 BMA - WATER OPERATING</b>				
<b>2014-15 ACTUAL</b>	<b>2015-16 BUDGET</b>	<b>2015-16 ESTIMATE</b>	<b>2016-17 CITY MGR RECOMMENDS</b>	<b>2016-17 APPROVED BUDGET</b>
<b>\$3,465,774</b>	<b>\$4,155,000</b>	<b>\$4,155,000</b>	<b>\$3,115,000</b>	<b>\$3,115,000</b>

**CITY OF BARTLESVILLE**

2016-17 Operating Budget  
BMA Water Fund – Summary  
(continued)

**FUND 715 BMA - WATER  
DEPT 741 BMA - CONSTRUCTION**

---

<b>2014-15 ACTUAL</b>	<b>2015-16 BUDGET</b>	<b>2015-16 ESTIMATE</b>	<b>2016-17 CITY MGR RECOMMENDS</b>	<b>2016-17 APPROVED BUDGET</b>
<b>(\$43,766)</b>	<b>\$0</b>	<b>\$0</b>	<b>\$0</b>	<b>\$0</b>

---

**FUND 715 BMA - WATER  
DEPT 900 TRANSFERS**

---

<b>2014-15 ACTUAL</b>	<b>2015-16 BUDGET</b>	<b>2015-16 ESTIMATE</b>	<b>2016-17 CITY MGR RECOMMENDS</b>	<b>2016-17 APPROVED BUDGET</b>
<b>\$7,400,707</b>	<b>\$6,115,060</b>	<b>\$5,352,834</b>	<b>\$7,676,102</b>	<b>\$7,676,102</b>

---

**CITY OF BARTLESVILLE**  
 2016-17 Operating Budget  
 BMA Water Fund – Expenditure and Revenue Summary

*Expenditures and Reserves*

<b>EXPENDITURES BY DEPARTMENT OR PURPOSE</b>	<b>2014-15 ACTUAL</b>	<b>2015-16 BUDGET</b>	<b>2015-16 ESTIMATE</b>	<b>2016-17 BUDGET</b>
BMA - Water Operating	\$ 3,465,774	\$ 4,155,000	\$ 4,155,000	\$ 3,115,000
BMA - Water Construction	(43,766)	-	-	-
Transfers Out: To Water	<u>7,400,707</u>	<u>6,115,060</u>	<u>5,352,834</u>	<u>7,676,102</u>
<b>Total Expenditures</b>	<b><u>\$10,822,715</u></b>	<b><u>\$10,270,060</u></b>	<b><u>\$ 9,507,834</u></b>	<b><u>\$10,791,102</u></b>

*Revenues*

<b>REVENUE BY SOURCE</b>	<b>2014-15 ACTUAL</b>	<b>2015-16 BUDGET</b>	<b>2015-16 ESTIMATE</b>	<b>2016-17 BUDGET</b>
Charges for Services	\$ 7,953,531	\$ 7,924,580	\$ 7,768,300	\$10,147,000
Interest and Investment Income	19,120	-	4,857	-
Donations and Miscellaneous	<u>4</u>	<u>-</u>	<u>1</u>	<u>-</u>
Fund Balance	<u>6,159,276</u>	<u>1,719,837</u>	<u>3,378,537</u>	<u>1,643,861</u>
<b>Total Available for Appropriation</b>	<b><u>\$14,131,931</u></b>	<b><u>\$ 9,644,417</u></b>	<b><u>\$11,151,695</u></b>	<b><u>\$11,790,861</u></b>

**CITY OF BARTLESVILLE**  
**2016-17 Operating Budget**  
**BMA Water Fund – BMA Water Operating – Line Item Detail**

<b>CONTRACTUAL SERVICES</b>	<b>2014-15 ACTUAL</b>	<b>2015-16 BUDGET</b>	<b>2015-16 ESTIMATE</b>	<b>2016-17 REQUEST</b>	<b>CITY MGR REC</b>	<b>2016-17 APPROVED</b>
52210 FINANCIAL SERVICES	\$ 2,500	\$ 5,000	\$ 5,000	\$ 5,000	\$ 5,000	\$ 5,000
52910 DEBT SERVICE - INTEREST	1,621,056	1,600,000	1,600,000	1,510,000	1,510,000	1,510,000
52911 DEBT SERVICE - PRINCIPAL	1,842,218	2,550,000	2,550,000	1,600,000	1,600,000	1,600,000
<b>TOTAL CONTRACTUAL SERVICES</b>	<b>\$ 3,465,774</b>	<b>\$ 4,155,000</b>	<b>\$ 4,155,000</b>	<b>\$ 3,115,000</b>	<b>\$ 3,115,000</b>	<b>\$ 3,115,000</b>
<b>TOTAL BUDGET</b>	<b>\$ 3,465,774</b>	<b>\$ 4,155,000</b>	<b>\$ 4,155,000</b>	<b>\$ 3,115,000</b>	<b>\$ 3,115,000</b>	<b>\$ 3,115,000</b>

**CITY OF BARTLESVILLE**  
 2016-17 Operating Budget  
 BMA Water Fund – BMA Construction – Line Item Detail

<b>CONTRACTUAL SERVICES</b>	<b>2014-15 ACTUAL</b>	<b>2015-16 BUDGET</b>	<b>2015-16 ESTIMATE</b>	<b>2016-17 REQUEST</b>	<b>CITY MGR REC</b>	<b>2016-17 APPROVED</b>
52910 DEBT SERVICE - INTEREST	\$ (12,550)	\$ -	-	-	\$ -	\$ -
52911 DEBT SERVICE - PRINCIPAL	(31,216)	-	-	-	-	-
<b>TOTAL CONTRACTUAL SERVICES</b>	<b>\$ (43,766)</b>	<b>\$ -</b>	<b>\$ -</b>	<b>\$ -</b>	<b>\$ -</b>	<b>\$ -</b>
<b>TOTAL BUDGET</b>	<b>\$ (43,766)</b>	<b>\$ -</b>	<b>\$ -</b>	<b>\$ -</b>	<b>\$ -</b>	<b>\$ -</b>

**CITY OF BARTLESVILLE**  
 2016-17 Operating Budget  
 BMA Water Fund – Transfers – Line Item Detail

<i>TRANSFERS OUT</i>	<i>2014-15 ACTUAL</i>	<i>2015-16 BUDGET</i>	<i>2015-16 ESTIMATE</i>	<i>2016-17 REQUEST</i>	<i>CITY MGR REC</i>	<i>2016-17 APPROVED</i>
59510 WATER OPERATING	\$ 7,400,707	\$ 6,115,060	\$ 5,352,834	\$ 7,676,102	\$ 7,676,102	\$ 7,676,102
<b>TOTAL TRANSFERS</b>	<u>\$ 7,400,707</u>	<u>\$ 6,115,060</u>	<u>\$ 5,352,834</u>	<u>\$ 7,676,102</u>	<u>\$ 7,676,102</u>	<u>\$ 7,676,102</u>
<b>TOTAL BUDGET</b>	<u>\$ 7,400,707</u>	<u>\$ 6,115,060</u>	<u>\$ 5,352,834</u>	<u>\$ 7,676,102</u>	<u>\$ 7,676,102</u>	<u>\$ 7,676,102</u>



**CITY OF BARTLESVILLE**

2016-17 Operating Budget  
BMA General Fund – Summary

Fund Mission: N/A

Fund Description: The BMA - General Fund was established to provide for the issuance of debt secured by a pledge of sales tax revenues. The BMA Street Operating department of this fund is used to provide for debt service payments on related street improvement revenue bonds and other related finance and operating expenses. The BMA Street Construction department of this fund is used to provide for construction expenses related to the Silverlake extension and related improvements.

2016 Accomplishments: N/A

2017 Objectives: N/A

Budget Highlights: The major budgeted expenditure in this fund is for debt service payments.

<b>FUND 720 BMA - GENERAL DEPT 325 BMA STREET OPERATING</b>				
<b>2014-15 ACTUAL</b>	<b>2015-16 BUDGET</b>	<b>2015-16 ESTIMATE</b>	<b>2016-17 CITY MGR RECOMMENDS</b>	<b>2016-17 APPROVED BUDGET</b>
<b>\$0</b>	<b>\$0</b>	<b>\$0</b>	<b>\$0</b>	<b>\$0</b>

**CITY OF BARTLESVILLE**  
 2016-17 Operating Budget  
 BMA General Fund – Expenditure and Revenue Summary

*Expenditures and Reserves*

<b>EXPENDITURES BY DEPARTMENT OR PURPOSE</b>	<b>2014-15 ACTUAL</b>	<b>2015-16 BUDGET</b>	<b>2015-16 ESTIMATE</b>	<b>2016-17 BUDGET</b>
BMA General Operating	\$ -	\$ -	\$ -	\$ -
<b>Total Expenditures</b>	<b>\$ -</b>	<b>\$ -</b>	<b>\$ -</b>	<b>\$ -</b>

*Revenues*

<b>REVENUE BY SOURCE</b>	<b>2014-15 ACTUAL</b>	<b>2015-16 BUDGET</b>	<b>2015-16 ESTIMATE</b>	<b>2016-17 BUDGET</b>
Transfer In: From CIP - Sales Tax	122	-	-	-
Fund Balance	(122)	-	-	-
<b>Total Available for Appropriation</b>	<b>\$ -</b>	<b>\$ -</b>	<b>\$ -</b>	<b>\$ -</b>

**CITY OF BARTLESVILLE**  
 2016-17 Operating Budget  
 BMA General Fund – BMA Street Operating – Line Item Detail

<b>CONTRACTUAL SERVICES</b>	<b>2014-15 ACTUAL</b>	<b>2015-16 BUDGET</b>	<b>2015-16 ESTIMATE</b>	<b>2016-17 REQUEST</b>	<b>CITY MGR REC</b>	<b>2016-17 APPROVED</b>
52910 DEBT SERVICE - INTEREST	\$ -	\$ -	\$ -	\$ -	\$ -	\$ -
52911 DEBT SERVICE - PRINCIPAL	-	-	-	-	-	-
<b>TOTAL CONTRACTUAL SERVICES</b>	<b>\$ -</b>	<b>\$ -</b>	<b>\$ -</b>	<b>\$ -</b>	<b>\$ -</b>	<b>\$ -</b>
<b>TOTAL BUDGET</b>	<b>\$ -</b>	<b>\$ -</b>	<b>\$ -</b>	<b>\$ -</b>	<b>\$ -</b>	<b>\$ -</b>

*PAGE LEFT BLANK INTENTIONALLY*

# GLOSSARY



*PAGE LEFT BLANK INTENTIONALLY*

# ***CITY OF BARTLESVILLE***

## 2016-17 Operating Budget

### Glossary

**ACCRUAL BASIS ACCOUNTING** – basis used by most corporations and for-profit entities. This basis recognizes revenue when earned and expenditures when incurred. They are recorded at the end of an accounting period even though the cash has not been received or paid.

**AD VALOREM** – levy imposed on the value of property. This is most commonly imposed by counties, states, and municipalities on the value of real estate.

**AGENCY FUND** – holds assets in an agency capacity. The assets do not belong to the municipality but are being held for another entity.

**APPROPRIATION** – authorization of a governmental unit to spend money within specified restrictions such as amount, time period, and purpose.

**ASSESSMENT** – process of placing a value on property for the purpose of taxation; or the amount of the valuation arising from this process.

**ASSETS** – economic resource that is expected to provide benefits to an entity. An asset has three vital characteristics (1) future probable economic benefit; (2) control by the entity; and (3) results from a prior event or transaction. Assets are expressed in money or are convertible into money.

**BALANCE SHEET** – statement showing an entity’s financial position at the end of an accounting period. This statement is also called a *Statement of Financial Position* for governmental type funds and a *Statement of Net Assets* for business type funds. It presents the entity’s assets, liabilities, and equity. The balance sheet is useful to financial statement users because it indicates the resources of the entity and what it owes.

**BDA** – Bartlesville Development Authority

**BDC** – Bartlesville Development Corporation

**BLENDED COMPONENT UNIT** - component unit included in the municipality’s financial statements that is presented as a fund of the municipality. (see also Component Unit, Discretely Presented Component Unit)

**BMA** – Bartlesville Municipal Authority

**BUDGET ADJUSTMENT** – a reallocation of budgetary resources within a fund or department after the adoption and implementation of the original budget. These adjustments only require the approval of a director or manager.

# ***CITY OF BARTLESVILLE***

## 2016-17 Operating Budget

### Glossary

(continued)

**BUDGET AMENDMENT** – an increase or decrease in the budget of a fund that is approved after the adoption and implementation of the original budget. These amendments must be approved by the governing body.

**BUDGET BASIS ACCOUNTING** – a basis of accounting used solely for budgetary preparation and monitoring. The budget basis used by a municipality is determined by each entity individually to suit their needs and usually differs from GAAP.

**CAPITAL ASSETS** – asset purchased for use over a long period of time and not for resale. It includes land, buildings, plant and equipment, etc...

**CAPITAL EXPENDITURE** – expenditure for capital outlay. These expenditures will either increase the value of an existing capital asset or create a new capital asset.

**CAPITAL PROJECTS FUND** – a fund that accounts for financial resources to be used for the acquisition or construction of capital assets.

**CASH BASIS ACCOUNTING** – method of accounting that recognizes revenue and expenditures when cash is received or disbursed not when earned or incurred.

**CIP** – Capital Improvement Project

**COMPENSATED ABSENCE RESERVE** – appropriated budget amount that is set aside for payment of accrued compensated absences. The City uses  $\frac{3}{4}$  of the accrued compensated absences as a guideline.

**COMPONENT UNIT** – entity that is included in the financial statements of a municipality even though the governing bodies differ. These could be public trusts or certain nonprofit corporations that benefit the municipality. These units can be presented as either blended or discrete. (see also Blended Component Unit, Discretely Presented Component Unit)

**CURRENT ASSET** – asset having a life of one year or less. Examples include cash, inventory, trade receivables, and prepaid expenses.

**CURRENT LIABILITY** – liability that will be settled within one year or less. Current liabilities should be payable from current assets or other current liabilities. Examples include accounts payable, short-term notes payable, and accrued expenses payable.

**DEBT SERVICE FUND** – fund used to account for the accumulation of resources for, and the payment of, general long-term debt principal and interest.

**DEPARTMENT** – operating unit of the City. Departments are organized within funds. Some departments can be further broken down into divisions.



# ***CITY OF BARTLESVILLE***

## 2016-17 Operating Budget

### Glossary

(continued)

**DISBURSEMENT** – payment by check or cash.

**DISCRETELY PRESENTED COMPONENT UNIT** – component unit that is presented on the face of the government wide financial statements as a completely separate entity from the general government. (see also Component Unit, Blended Component Unit)

**ENCUMBRANCES** – represent an unfilled obligation on contracts or purchase orders. The purpose of an encumbrance is to prevent multiple commitments from being made on the same budgeted resources. An encumbrance must be entered into the system to reserve a portion of the budgeted resources prior to committing to a contract or ordering the goods or services.

**ENTERPRISE FUND** – fund that provides services to the community for a fee. These funds follow accounting principles similar to a not-for-profit entity.

**EQUITY** – represents the difference between assets and liabilities. In governmental funds, equity is referred to as fund balance, but in business type funds, equity is referred to as net assets. (formula is “assets – liabilities = equity”) (see also Fund Balance, Net Assets)

**EXPENDABLE TRUST FUND** – a trust fund that can be fully spent for the designated purposes. (see also Fiduciary Fund, Expendable Trust Fund)

**EXPENDITURE** – payment of cash or property, or the issuance of a liability, to obtain an asset or service.

**FIDUCIARY FUND** – term used to describe a fund used by the government to act in a fiduciary capacity such as a trustee or agent. The government is responsible for the assets placed in its care. (see also Expendable Trust Fund)

**FISCAL YEAR** – consecutive twelve month period used by an entity to account for and report its business transactions. The City and most municipalities in the State of Oklahoma use June 30 as the last day of their fiscal year.

**FUND** – fiscal and accounting entity with a self-balancing set of accounts recording cash and other financial resources, together with associated liabilities and residual equities. Funds are segregated for the purpose of conducting specific activities or attaining certain objectives in accordance with special regulations, restrictions, or limitations.

**GAAP** – Generally Accepted Accounting Principles. GAAP is a set of standards, conventions, and rules accountants follow in recording and summarizing transactions and in the preparation of the financial statements.

**GASB** – Governmental Accounting Standards Board. GASB is the highest authority in governmental accounting.

# ***CITY OF BARTLESVILLE***

## 2016-17 Operating Budget

### Glossary

(continued)

**GENERAL FUND** – fund used to account for all assets and liabilities of a government entity except those particularly assigned for other purposes in a more specialized fund. It is the primary operating fund of the government. Much of the usual activities of a government are supported by the general fund.

**GENERAL OBLIGATION BOND** – security whose payment is unconditionally promised by a governmental unit that has the power to levy taxes. General Obligation Bonds are back by the full faith and credit (taxing power) of a municipality.

**GOVERNMENTAL FUND** – describes all funds of the government except the for profit and loss funds (i.e. enterprise fund, internal service fund, agency fund, expendable trust fund). Examples of governmental funds include the general fund, special revenue funds, debt service fund, and capital projects funds.

**INFRASTRUCTURE** – long-lived capital assets that normally cannot be moved and can be preserved for a significantly greater number of years than most capital assets. Examples of infrastructure assets include roads, bridges, tunnels, drainage systems, water and sewer systems, dams and lighting systems. Buildings are not considered infrastructure assets, except those that are part of a network of infrastructure assets, such as a dam project.

**INTERNAL SERVICE FUND** – fund used to account for goods or services given from one department to another on a cost reimbursement basis.

**LEVY** – imposition or collection of an assessment of specific amount.

**LIABILITY** – amount payable in dollars for goods received or services rendered.

**MEASUREMENT FOCUS** – the accounting convention that determines (1) which assets and which liabilities are included on a government's balance sheet and where they are reported there, and (2) whether an operating statement presents information on the flow of financial resources (revenues and expenditures) or information on the flow of economic resources (revenues and expenses).

**MODIFIED ACCRUAL BASIS** – basis of accounting in which revenues are recognized when they are available and measurable. Expenditures are generally recognized when incurred.

**MODIFIED CASH BASIS** – basis of accounting that uses elements of both the cash and accrual bases of accounting.

**MUNICIPALITY** – a political unit, such as a city or town, incorporated for local self-government.

# ***CITY OF BARTLESVILLE***

## 2016-17 Operating Budget

### Glossary

(continued)

**NET INCOME** – revenue less all expenses.

**OCBOA** – Other Comprehensive Basis of Accounting. These are bases of accounting that are not in compliance with GAAP for the particular entity. Examples include budget basis and income tax basis.

**OPERATING RESERVE** – appropriated budget amount that is set aside for use in only the most extreme of emergencies. The City uses one month's operating expenditures as a reserve guideline.

**ORDINANCE** – A formal legislative enactment by the legislative body which, if not in conflict with any higher form of law, has the full force and effect of law within the boundaries of the municipality to which it applies. The difference between an ordinance and a resolution is that the latter requires less legal formality and has a lower legal status. Revenue raising measures, such as the imposition of taxes, special assessments and service charges, universally require ordinances.

**PROPRIETARY FUND** – type of fund that focuses on profit and loss similar to a business. The two types of proprietary funds are Enterprise Funds and Internal Service Funds.

**BUDGETED RESERVE** – amounts that are appropriated but not intended to be spent. Examples include operating reserve, severance reserve, compensated absence reserve, etc...

**RESOLUTION** – is a written motion adopted by a deliberative body. The substance of the resolution can be anything that can normally be proposed as a motion. For long or important motions, though, it is often better to have them written out so that discussion is easier or so that it can be distributed outside of the body after its adoption. Resolutions do not carry the weight of law.

**RESTRICTED DONATION** – donation that is restricted as to purpose or timing. An example would be a donation for a specific building project or a donation restricted to being spent in a future period.

**SEVERANCE RESERVE** – appropriated budget amount that is set aside to pay any severance amount specified in an employment contract.

**SPECIAL REVENUE FUND** – fund used to account for the proceeds of specific revenue sources (other than expendable trust or major capital projects) that are legally restricted to expenditure for specified purposes.

**TRANSFER** – amounts paid from one fund to another.

*PAGE LEFT BLANK INTENTIONALLY*